


<p>कोल इण्डिया लिमिटेड महाराष्ट्र कंपनी 3 तल्ला, कोर-2, प्रेमिसेस-04-एमआर, प्लॉट-ए एफ-III, एक्शन एरिया-1A, न्यूटाउन, राजारहट, कोलकाता-700156 फोन 033-23246526, फैक्स-033-23246510 ईमेल: <a href="mailto:mviswanathan2.cil@coalindia.in">mviswanathan2.cil@coalindia.in</a> वेबसाइट: <a href="http://www.coalindia.in">www.coalindia.in</a></p>		<p><b>Coal India Limited</b> <b>A Maharatna Company</b> <b>(A Govt. of India Enterprise)</b> Regd. Office: 3rd floor, Core-2 Premises no-04-MAR, Plot no-AF-III, Action Area-1A, Newtown, Rajarhat, Kolkata-700156 PHONE; 033-2324-6526, FAX; 033-23246510 E-MAIL: <a href="mailto:mviswanathan2.cil@coalindia.in">mviswanathan2.cil@coalindia.in</a> WEBSITE: <a href="http://www.coalindia.in">www.coalindia.in</a> CIN- L23109WB1973GO1028844</p>
--	---	--

Ref.No. CIL:XI(D):4157/4156:2021:

Dated:23.11.2021

To,  
Listing Department,  
Bombay Stock Exchange Limited,  
14th Floor, P.J. Towers, Dalal Street,  
Mumbai – 400 001  
Scrip Code 533278

To,  
Listing Department,  
National Stock Exchange of India Limited,  
Exchange Plaza, Bandra Kurla Complex,  
Bandra (E), Mumbai – 400 051.  
Ref: ISIN – INE522F01014

**Sub:- Conference call for Financial Results for 2<sup>nd</sup> quarter and half year ended on 30<sup>th</sup> September'2021-Presentation**

Dear Sir,

Further to our letter no CIL:XI(D):4156:2021 dated 22.11.2021 we are enclosing Presentation to be given to Analysts for Conference call post declaration of Un-Audited Financial Results for 2<sup>nd</sup> quarter and half year ended on 30<sup>th</sup> Sep' 2021 through M/s. Prabhudas Lilladhar (P) Ltd. on Wednesday, 24<sup>th</sup> Nov'2021 at 15:00 hours (IST) which will be attended by Chairman, CIL and other officials of Coal India Limited.

This is for your information and records as per Regulation 30 of SEBI (LoDR)' 2015.

Yours faithfully,

*M. Viswanathan*  
23/11/21

(M. Viswanathan/एम.विस्वनाथन)  
Company Secretary/कंपनी सचिव  
& Compliance Officer/कम्प्लायंस ऑफिसर

Encl: As above



**COAL INDIA LIMITED**

*...Committed to fulfil  
energy aspirations of the Nation*

**H1 2021-22**



**W**

[www.coalindia.in](http://www.coalindia.in)

**f**

[www.facebook.com/coalindiaHQ](http://www.facebook.com/coalindiaHQ)



[twitter.com/CoalIndiaHQ](https://twitter.com/CoalIndiaHQ)

# Coal India – A successful past, a brighter future

1975

2021

- Nationalized coal mines under Coal Mines Authority Ltd. re-organised as Coal India Limited.
- Coal Production ~ 79 Mt

- Largest pure play coal producer in the world
- 'Maharatna'
- FY21 coal production 596 Mt

## Key value propositions

- ✓ Peak Coal Production of 606.89 Mt in FY 2018-19 , target to achieve 1bn tons by FY23/24
- ✓ Manpower productivity to improve significantly
- ✓ Mechanization & closure of unviable mines to lower costs
- ✓ Evacuation and transportation infrastructure improvement

- ✓ Improved ESG compliance and disclosures
- ✓ Predictable capital allocation
- ✓ Experienced management team
- ✓ Aim to be a '**Net Zero Emission**' company at the earliest

As per IEA's India Energy Outlook 2021, even though coal's share in India's total primary energy demand will steadily decline in percentage terms from 44% in 2019 to 34% in 2040 (stated policies scenario), demand for coal will still grow by 31% over the same period in absolute terms, from 413 mtoe in 2019 to 541 mtoe in 2040.

### Vision

To emerge as a global player in the primary energy sector committed to provide energy security to the country by attaining environmentally & socially sustainable growth through the best practices from mine to market.

### Mission

To produce and market the planned quantity of coal and coal products efficiently and economically in an eco-friendly manner with due regard to safety, conservation and quality.

# Key company highlights

## Organizational Commitment to Sustainable Development

- High focus on social, environmental and health & safety initiatives
- Documented CSR policy
- Committed to improve on all ESG parameters – Sustainability Report 2020-21 is available in our website. ESG Report for FY 2020-21 is under preparation. ESG Report FY2019-20 is available in our Website.

## World's Largest Pure Play Coal Producer

- FY21 production of 596 million tons & H1 of FY22 production of 250 million tons across 345 working mines. Ongoing projects to further ramp-up production.
- 178 bn tons of resources and 54 bn tons of reserves

## Positive Margins & Returns

- FY21 EBITDA<sup>1</sup> margin of 25 % & H122 EBITDA margin of 22%.
- FY21 RoAE<sup>2</sup> of 37 %
- Last 5 year avg Dividend Payout Ratio<sup>3</sup> of 76%

## Growth Drivers

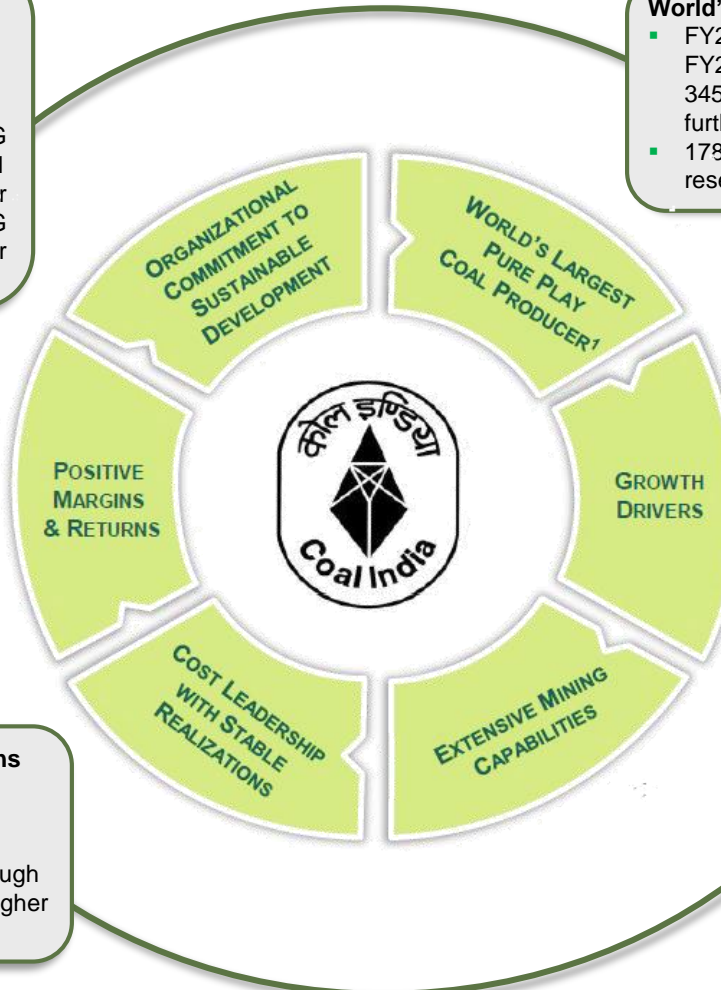
- Coal accounts for more than 55% of the total commercial energy production in India
- Favorable expected demand from key sectors such as power and steel
- FY21 offtake of 574 million tons & H1 of FY22 offtake of 308 million tons.

## Cost Leadership with Stable Realizations

- Higher proportion of open cast mining operations and increasing labor productivity
- Improving productivity & efficiency through use of higher capacity equipment for higher output.

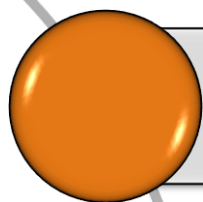
## Extensive Mining Capabilities

- Advanced technology in open cast mining
- Focus on meeting commitments to the power sector
- Tapping capabilities of other players through MDO




1. EBITDA has been calculated by adjusting (adding back) with profit before tax the finance cost, depreciation / amortization / impairment and deducting interest income. EBITDA margin is EBITDA to Net Sales.  
 2. RoAE FY 20-21 is calculated as the ratio of Profit after taxes to the average shareholders' equity for FY 20-21.  
 3. Dividend payout ratio is the ratio of dividend declared to PAT.

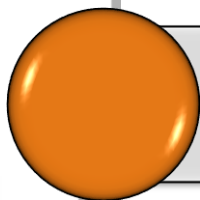
## Despite setbacks due to COVID-19 ...




Despite many hardship due to 2<sup>nd</sup> wave of Covid-19, excessive rainfall in subsidiaries like ECL, BCCL, CCL and NCL , Coal production was 250 MT with a growth of 5.8%



Coal offtake was also at record high at 308 MT and with a hopping growth of 20.6%



Liquidated a record 57 MT of coal stock during H1 of FY 21-22




Highest ever Q2 Production (126 MT) and Offtake (147 MT)





## ❑ Environment Clearance (EC)

- In FY21 EC for 31 mining projects and two washeries with incremental capacity of 27.8 MTY and 3 MTY respectively & in H1 FY22, 10 no. of proposals with incremental EC capacity of 11.26 MTY has been secured



## ❑ Forest Clearance (FC)

- In FY21 Stage-II FC for 8 numbers of proposals totaling 1,387.06 Ha of forest land & in H1 FY22, Stage-II FC for one proposal for 467.81 Ha of forest land secured
- In FY21 Stage-I FC for one proposal involving 277.15 Ha of forest land & in H1 FY22, Stage-I FC for one proposal for 7.45 Ha of forest land secured



## ❑ LAND Possession

- In FY21 Possession of Land (in Ha) – 2675.43 & upto Q2 FY22– 1007.96 Ha
- In FY21 Notification u/s 9 of CBA (A&D) Act, 1957 ( in Ha) – 1978.99 & upto Q2 FY22 744.36 Ha
- In FY21 Notification u/s 11 of CBA (A&D) Act, 1957 – 2027.46 Ha & upto Q2 -300.25 Ha



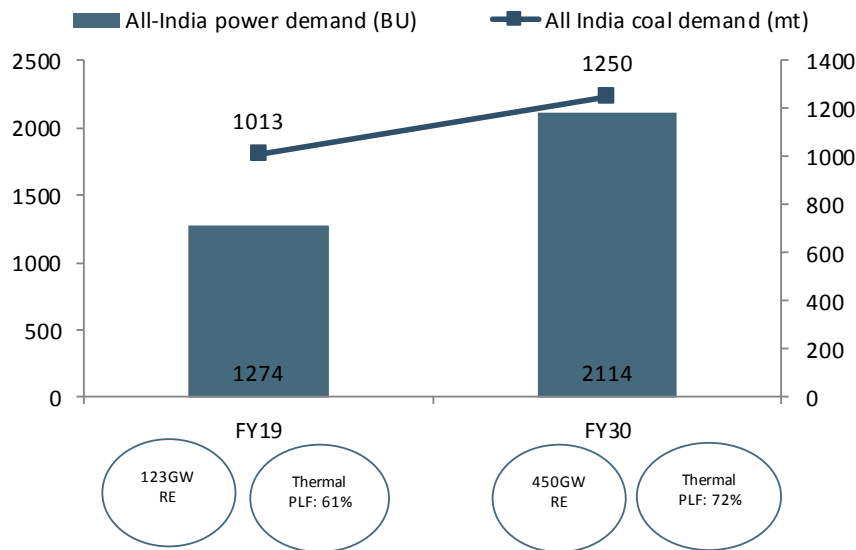
## ❑ Approval of Project Report

In FY21, CIL has approved 36 Coal Mining Projects with a total capacity of 332.77 MTY and incremental capacity of 220.12 MTY & in H1 FY22, CIL has approved 9 Coal Mining Projects with a total capacity of 66.70 MTY and incremental capacity of 36.70 MTY and one non mining project namely Doubling of Jharsuguda Barpalli Sardega rail line costing Rs. 3198.12 Crs.

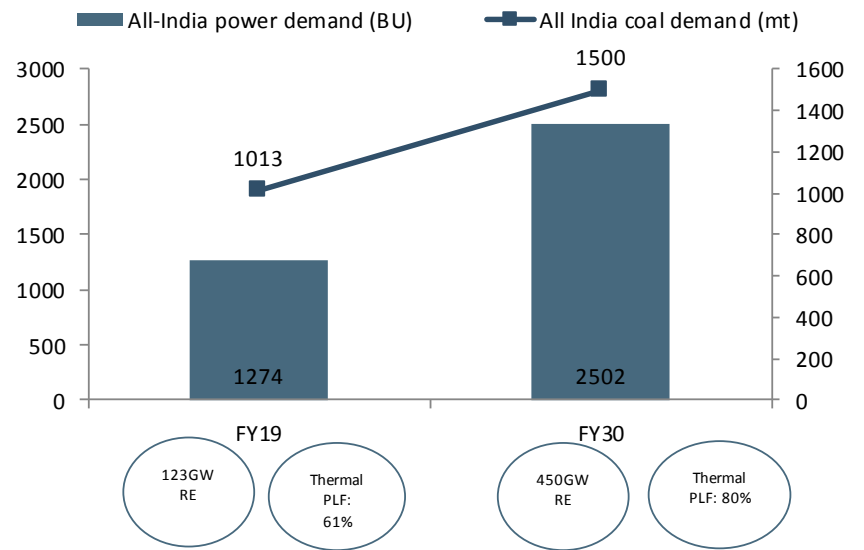
# Why coal continues to be key in India's growth story

Considering two scenarios – power demand growth at 6%/8% from FY22 onwards – results in estimated all-India total coal demand reaching 1,250 mtpa /1,500 mtpa by FY30. Even after considering growth in RE capacity from 123GW in FY19 to 450GW in FY30.

**@ 6% power demand growth**



**@ 8% power demand growth**



RE & Coal will co-exist due to diversity in demand curve in India and reliability of coal power. Despite higher incremental share of RE, coal (cleaner) demand will continue

CIL will continue to play a key strategic role to provide for India's energy demand, as it moves to a higher trajectory in consonance with people's aspirations. CIL is committed towards 1 bn tons of coal production by FY24.

# Why coal continues to be key in India's growth story

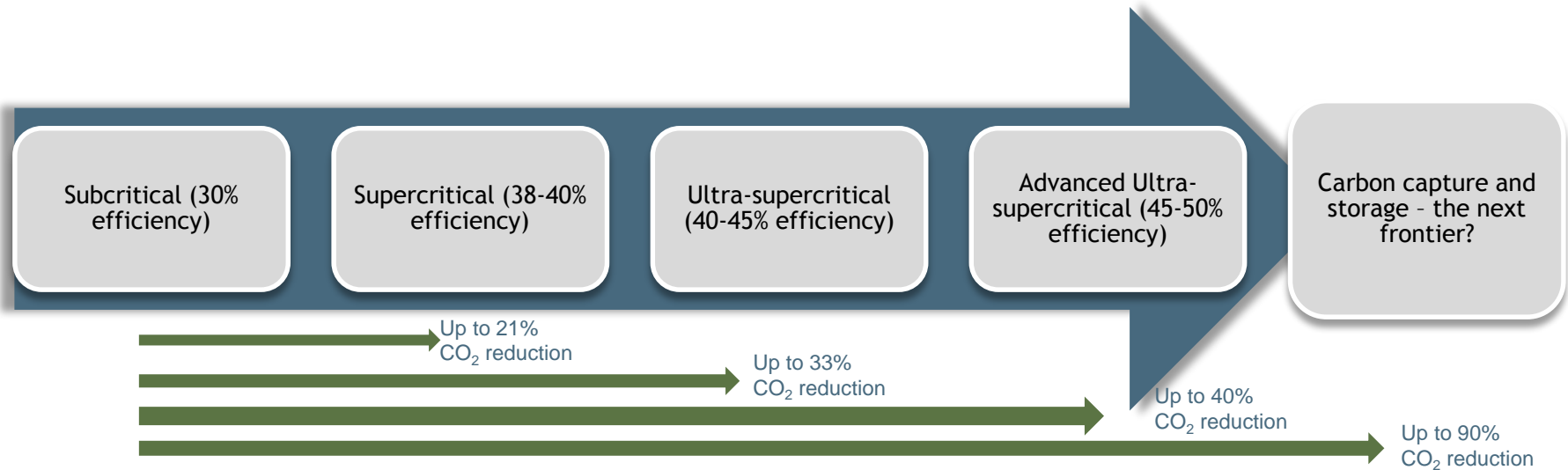


Typical All India Load Curve

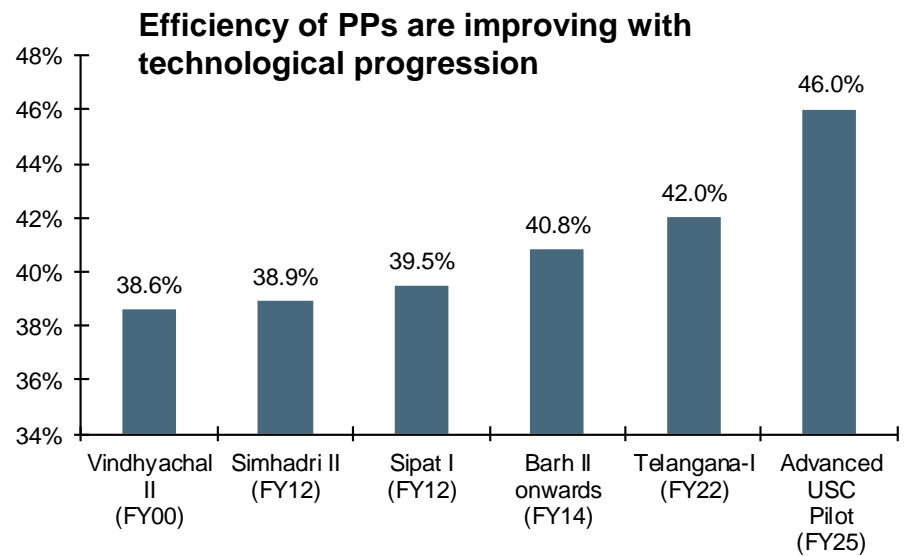
As it can be seen from a typical load curve in India, peak demand is post 5pm which supports our argument that coal based power is integral to cater to base load till affordable storage comes in a major scale.



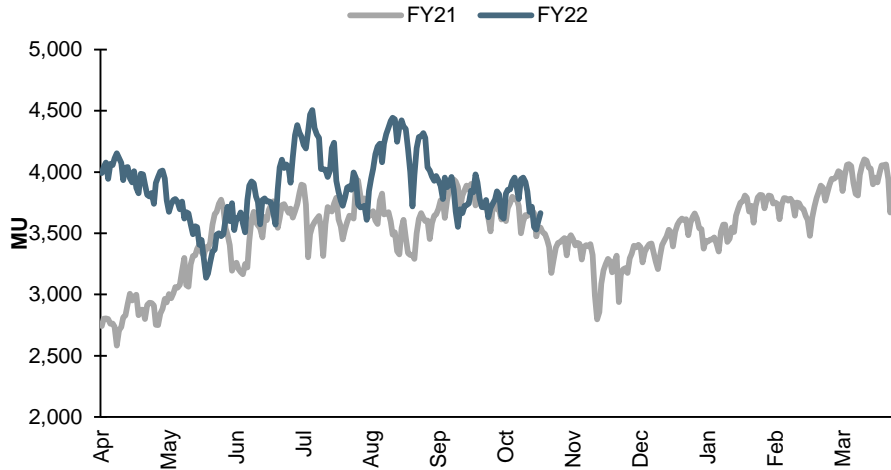
# Coal-based power generation is becoming cleaner



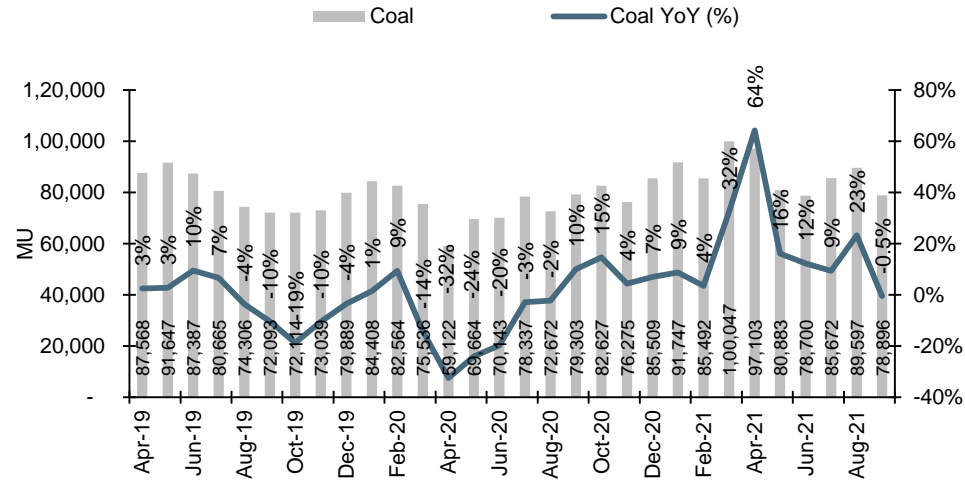
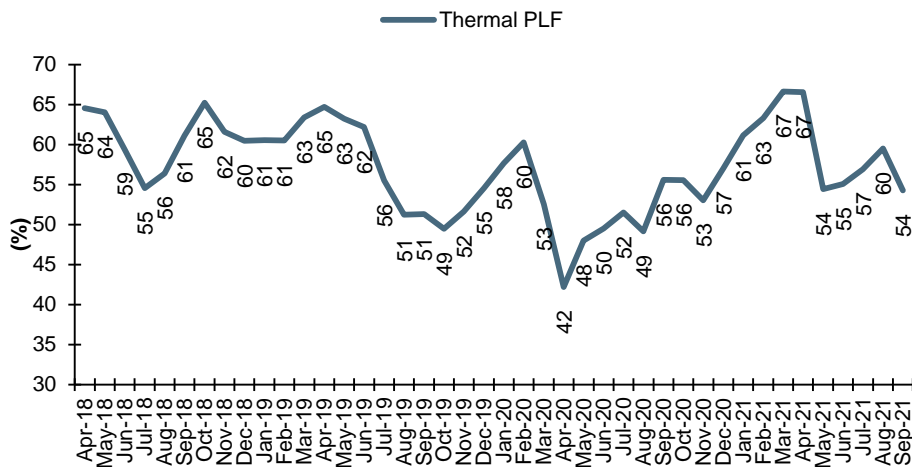
- Major Thermal Power Units have adopted ultra-supercritical technology e.g. North Karanpura (3X660 MW), Khargone (2X660 MW) and Telangana (2X800 MW) plants. Efficiency of these units expected to be higher over a conventional sub-critical 500 MW unit.
- Advanced USC technology which will give an efficiency of 46%.
- Every 1% rise in efficiency leads to 2.5% reduction in CO<sub>2</sub> emissions



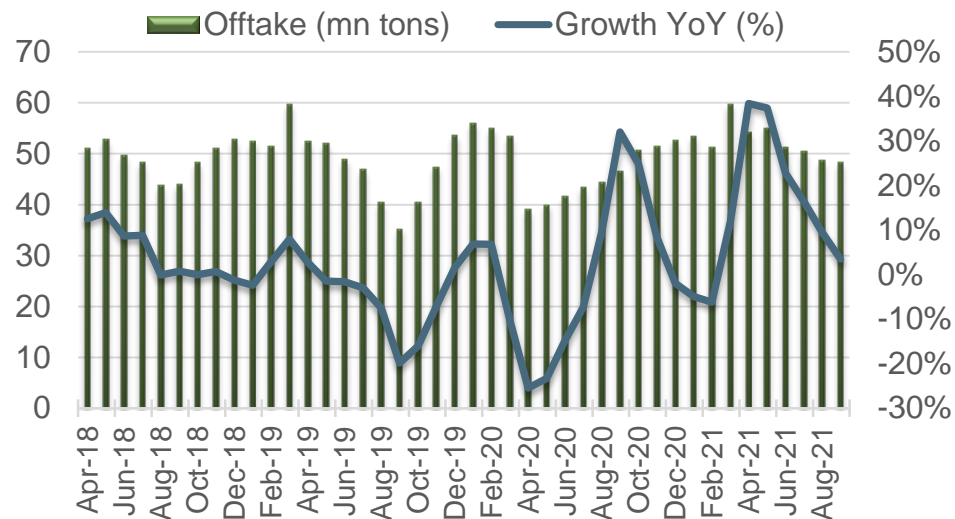
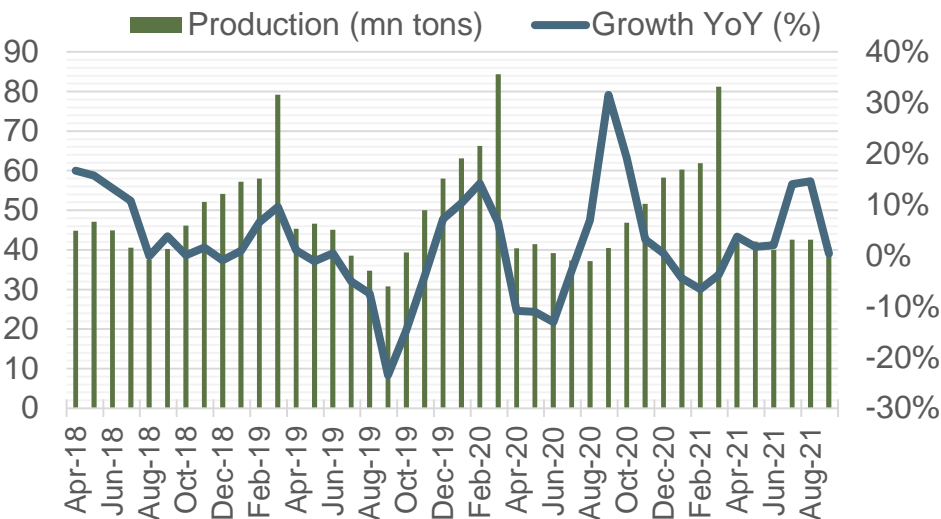
# Power demand makes a strong comeback



- During H1 of FY 22 power demand witnessed a recovery as compared to H1 of FY 21.
- Coal based generation followed a similar trend.
- As per the CEA, thermal PLF reached 67% (approx.) in Mar'21 & April'21 & 60% (approx.) in August'21.



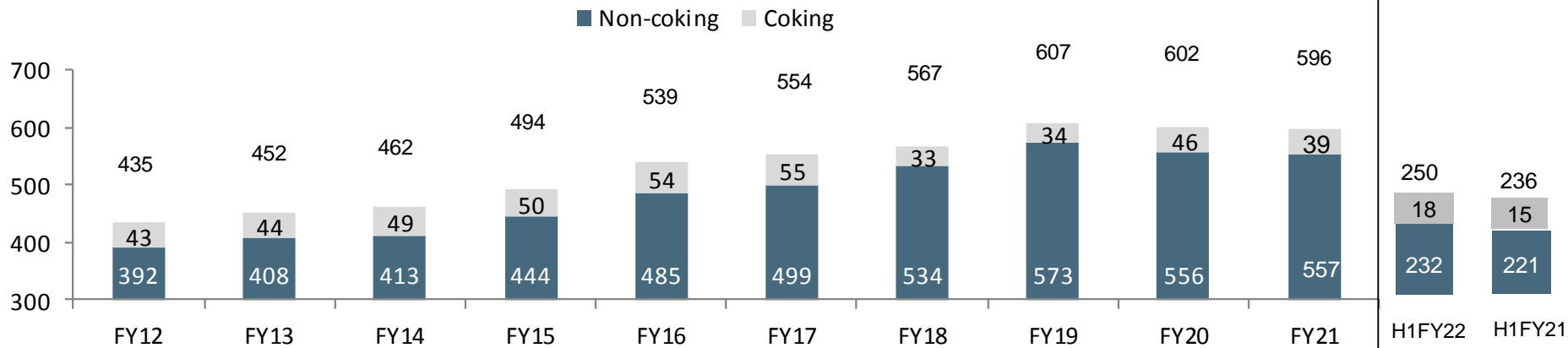
# Consequently, demand for coal increased



Subsidiary	Production						Offtake					
	H1FY22	H1FY21	YoY %	FY21	FY20	YoY %	H1FY22	H1FY21	YoY %	FY21	FY20	YoY %
ECL	14.3	18.0	-20.7	45.0	50.4	-10.7	18.6	19.2	-2.9	42.0	49.3	-14.8
BCCL	12.4	10.1	22.6	24.7	27.7	-11.1	15.5	10.4	49.2	23.1	28.8	-19.6
CCL	25.4	20.3	25.1	62.6	66.9	-6.4	33.7	27.0	24.9	65.4	67.3	-2.9
NCL	53.4	53.5	-0.2	115.0	108.1	6.5	57.6	50.0	15.2	108.6	107.4	1.1
WCL	18.5	16.5	12.0	50.3	57.6	-12.8	28.6	19.1	50.3	49.7	52.6	-5.5
SECL	55.1	53.7	2.7	150.6	150.5	0.04	72.8	61.7	18.0	138.8	141.9	-2.2
MCL	70.8	63.9	10.8	148.0	140.4	5.5	80.9	67.8	19.3	146.7	134.0	9.5
NEC	-	0.04	-	0.04	0.5	-93.0	-	0.09	-	0.09	0.6	-84.0
<b>CIL -Total</b>	<b>249.8</b>	<b>236.0</b>	<b>5.8</b>	<b>596.2</b>	<b>602.1</b>	<b>-1.0</b>	<b>307.6</b>	<b>255.1</b>	<b>20.6</b>	<b>574.5</b>	<b>581.9</b>	<b>-1.3</b>

# World's Largest Pure Play Coal Producer – Committed for Energy Security of India

## Largest Pure Play Coal Producer Globally, Slated for Further Growth



### Ongoing projects

- 121 ongoing Coal projects with peak capacity of 903 Mty are under implementation.
- Operating large project-Kusmunda Opencast (50 MTY), Gevra Expansion Project (70 MTY), Dipka OC (40MTY), Bhubaneswari OC (40 MTY), Jayant (20MTY), Dhadhichua (20 MTY)

### Future projects

- 18 Mining Projects having a capacity of 144 MTY is to be approved FY22.
- 8 mining Projects have been approved by CIL and its subsidiaries in H1 of FY22 with a rated capacity of 59.20 Mtpa and sanctioned capital of INR14,018 crore.

# Railway lines for coal evacuation – Key to capacity building

- In order to have a seamless evacuation system for the projected production, an action plan to enhance and strengthen the infrastructure of coal evacuation for existing, ongoing and future projects of subsidiary companies is in place. Rail infrastructure is being built both on 'Deposit Basis' as well as by forming SPVs with Rail PSUs and the concerned State Govt.
- Approved procurement of 40 rakes of BOXN-S railway wagons under Railway's General Purpose Wagon Investment Scheme (GPWIS), at a capital cost of INR 675 Crores

## Commissioned so far

- Tori-Shivpur New BG Single line (43.70 KM) to evacuate 32 MTPA is funded by CIL. Construction for the third line is underway and targeted to be completed by Mar'2023. This shall enhance its capacity to evacuate 100 MTPA of coal from the coal rich North Karanpura coalfield of CCL. (On Deposit Basis by EC Railway)
- Jharsuguda –Barpali- Sardega New BG line (52.41 KM) to evacuate 34 MTPA funded by CIL - Commissioned on 05.04.2018. Construction of doubling of this rail line along with loading bulbs at Barpali and flyover complex at Jharsuguda is underway to enhance its evacuation capacity to 65 MTPA. (On Deposit Basis by SE Railway). (Doubling works targeted to be completed by Mar'2023)
- The Rail Connectivity of Lingaraj SILO with Deulbeda siding at Talcher Coalfields of MCL – Commissioned on 18th May,2021 (On Deposit Basis by ECo. Railway).

## Under construction

- Chhattisgarh East Rail Ltd (CERL) - East Rail Corridor in the state of Chhattisgarh – CERL Phase – I – Main corridor between Kharsia to Dharamjaigarh (0-74 KM) commissioned on 21st June'2021. Balance work of feeder lines in progress. Shall evacuate around 30 MTPA of coal. Anticipated to be commissioned by March 2022. CERL Phase – II - Land acquisition under process. Anticipated to be commissioned by March'2024.
- Chhattisgarh East West Rail Ltd (CEWRL) – East West Rail Corridor in the state of Chhattisgarh –to evacuate 65 MTPA. Civil Tender finalized and Work Awarded. Anticipated to be commissioned by March'2023.
- Mahanadi Coal Rail Ltd (MCRL) - Angul- Balram rail link (14.22 Km) in Talcher coalfield of Odisha – Work in progress. Shall facilitate evacuation of ~ 15 MTPA coal. Anticipated to be commissioned by Mar'2022.
- The Shivpur - Kathautia rail connectivity is being executed by Rail JV, JCRL (Jharkhand Coal Railway Limited) formed among CCL (Central Coalfields Limited), Govt. of Jharkhand and Indian Railway represented by IRCON, in the state of Jharkhand. About 30 MTPA coal from the mines of CCL is planned to be evacuated through this line.

# Infrastructure Building – First mile connectivity and other coal evacuation infra improvement projects



कोल इण्डिया लिमिटेड  
**Coal India Limited**  
भारत सरकार का उपक्रम  
A Government of India Undertaking  
एक महारत्न कंपनी A Maharatna Company

## First Mile Connectivity Projects

- CIL has taken steps to upgrade the mechanized coal transportation and loading system under 'First Mile Connectivity' projects .
- Phase-I: 35 projects tendered out; 5 projects of 70 MTPA have been commissioned. 1 Project of 12 MTPA under Trial Run. Total capacity 414.5 MTPA. An investment of INR 10,500 crore is envisaged.
- Phase-II: 09 projects with total capacity 51 MTPA which will require an investment of INR 2,500 Crs.
- Target completion of all the projects is by FY24 for Phase-I and FY-25 for phase II.
- Projects to help increase mechanized evacuation from 150 MTPA currently to 615 MTPA.
- Company expects >12% IRR, improvement in coal quality, savings in under-loading charges and a positive impact on the environment.

## Coal evacuation infra projects

- 7 railway lines – estimated investment of INR 20,000 crore
- 21 railway sidings – estimated investment of INR 3,750 crore.
- 24 FMC Rail Connectivity Projects at an estimated INR 3,400 crore
- 33 coal trunk roads planned to be built by FY24

Mechanized evacuation to increase from 150 million tons to 615 million tons by FY24

Total investment of INR 13,000 crore

Substantial reduction in cost on evacuation & transportation charges

**Currently, CIL incurs around INR 3,900 crore on transportation charges annually. This can decline substantially with improvement of first mile connectivity by mechanization.**

- ❑ As per Third Party Sampling results in terms of quantity sampled and analysed, Grade conformity during the period from Apr'20 to Mar'21 was 63% as compared to 59% for the same period last year April'19 to Mar'20.
  
- ❑ As per Third Party Sampling results in terms of quantity sampled and analysed, grade conformity in April'21 to Sept '21 of FY 21-22 improved to 62% as compared to 59% for the same period April'20 to Sept '20 of FY 20-'21.
  
- ❑ For resolution of quality-related issues , inter-alia , the following measures were adopted.
  - Review of statutory complaints by CCO.
  - Constitution of a committee comprising of members from coal companies, consumers and third party agency.
  - Use of surface miners for coal production
  - Utilization of mechanical scraping to remove extraneous material.
  - Use of mobile crushers for augmenting coal sizing capacity.
  - Development of first mile connectivity (FMC).



# Import Substitution

- ❑ Under the backdrop of ‘Aatma nirbhar Bharat’ mandate to promote usage of domestic coal in the country, it has been observed that import of coal in India has reduced substantially.
- ❑ As per reports, during April’20-March’21, total coal and coke import stood at around 216 MT, with about 13 % decrease in comparison to the imports of last year same period.
- ❑ In FY 21-22 , import of coal by domestic coal based power sector, for blending purpose, has been reduced by 20% during April-Sept’21 (from 5.52 Mill. Te to 4.404 Mill. Te.)
- ❑ **Steps taken by CIL to substitute import in FY 2021-22 (to name a few):**
  - Additional allocation of about 22 Mill Te to State/Central Power utilities through Flexi-Utilization meeting till the 2nd Qtr of 2021-22. CIL also advised coal companies to sign MOU with 21 power plants linked with CIL for a total quantity of about 19 Mill. Tn as per recommendation of CEA
  - Enhancement in ACQ for power plants from 90% of the normative requirement to 100% =14 MT.
  - Enhancement in ACQ for Coastal power plants from 70% of the normative requirement to 100%=3.372 MT.
  - For promoting import substitution, thrust is being made to offer large quantities of domestic coal through various format of e-Auctions so that the consumers are not inclined towards import of coal. About 57.555 Mill. Tn. has been booked during April-Sep’21, against 42.160 Mill. Tn. booked during last year same period. The additional 15.395 Mill Tn coal booked by the consumer /traders from the auction windows during the period of April-Sep’21.
  - The trigger level has been increased from 75% to 80% for FY 2021-22 which will be implemented through side agreement for the power plants opting for the same.



Printed from  
**THE TIMES OF INDIA**

## Coal India curbs imports, maintains output intact in FY21

THN | Apr 2, 2021, 06:23 AM IST

Kolkata: At the end of Covid 19-hit financial year, Coal India's (CIL) success, amid challenges in maintaining output and off-take, came in the form of curbing coal imports to the tune of 90 million tonne (MT). Beating the previous estimates, the PSU coal major booked an all-time high of 124 MT in its e-auctions. Overburden removal logged 17% growth easing the way for faster future production.

According to CIL officials, through a series of initiatives, CIL pumped additional quantities of coal into the system that prompted customers to opt for opting 90 MT of domestic coal in lieu of coal imported from abroad.

"In the absence of our import substitution measures through a host of concessions and benefits, the customers would have had no alternative than to source coal from imports. In that case, it was a productive and timely move," said a senior executive of the company.



- Attrition of manpower: 5% reduction in manpower annually for the next 5-10 years (FY21 base of 259016 employees).
- First mile connectivity & infrastructure creation to reduce costs.
- Emphasis on digitization of mines for increasing efficiency in overall capacity utilization resulting in higher volumes of coal at lower costs.
- Closure of unviable mines: 158 underground mines employ 43% of the workforce whereas contributes 5% of total production. Action is being taken to close the unviable mines in CIL in a phased manner. Production from 11 such Underground Mines has already been suspended.
- **Output enhancement through MDO (Mine Developer cum Operators):**  
For efficient operationalization of greenfield projects, CIL devised a transformative plan to engage MDO for 15 projects (10 OC and 5 UG) with combined total targeted capacity of about 170.58 MTY.
  - Out of the 15 projects, Agreement signed for 2 projects of 55 MTY.
  - Tender floated for 8 Project of 105.07 MTY and tender documents for 3 projects of capacity 9.37 MTY are under preparation/finalization.
  - PR of remaining 2 Projects of 10.51 MTY are at various stages of approval.

# Cost Control– Closure of Unviable Mines

Particulars	FY14	FY15	FY16	FY17	FY18	FY19	FY20	FY21
<b>Coal volumes</b>								
OC (million tons)	426	459	505	523	537	576	572	570
UG (million tons)	36	35	34	31	31	30	30	26
<b>Manpower</b>								
OC ('000s)	147	147	147	144	155	157	155	150
UG ('000s)	200	186	176	166	144	128	117	109
<b>Manpower productivity</b>								
OC (tons/employee)	2,899	3,127	3,446	3,623	3,473	3,669	3,690	3800
UG (tons/employee)	181	188	192	190	212	237	257	238

■ Output per manshift - UG (tonnes) ■ Output per manshift - OC (tonnes)



Subsidiary	H1 FY22		Manpower
	Production (mt)		
	UG	OC	
ECL	4.6	9.7	53840
BCCL	0.5	11.9	39865
CCL	0.3	25.0	36311
NCL	0.0	53.4	14527
WCL	1.5	17.0	36299
SECL	5.7	49.4	45613
MCL	0.3	70.5	21954
NEC			915
DCC+HQ+CMPDIL			3969
<b>Total</b>	<b>12.9</b>	<b>237.0</b>	<b>253293</b>

**CIL had identified 23 mines for closure in FY 21 out of which production from 11 mines has been suspended. Even after considering all the closure costs (including labour costs), CIL will be saving to the tune of at least Rs 500cr**

## Coal gasification

5 surface coal gasification projects identified at Shilpanjal Pariyojana (WB), Project Utkarsh (MH), Dankuni (WB), Ashoka (JH) and Mahamaya SCG (CG)

Total capacity of Methanol in DCC, ECL-1.3365 MMTPA

CCL: PFR is being prepared for Ammonium Nitrate

Total capacity of Ammonia in SECL – 0.726 MMTPA

Total capacity of Ammonium Nitrate in WCL–0.66 MMTPA

INR 29,119 crore investment through BOO model (All fvg. are based on PFR)

## Coal bed methane

Tenders floated for 3 projects for CBM Development through CBMD (Coalbed Methane Developer) in: Jharia CBM Block-I (CAPEX: INR 1879 Cr.) Raniganj CBM Block (CAPEX: INR 595 Cr.) & Sohagpur CBM Block-I (CAPEX: INR 202.72 Cr.). Offer received for Jharia CBM Block-I only.

[Capex as per Pre-Feasibility Reports]

Letter of Acceptance (LoA) has been issued to successful bidder for Jharia CBM Block-I.

Re-tenders have been published for Raniganj CBM Block and Sohagpur CBM Block-I on 09<sup>th</sup> June,2021, with bid due date 07<sup>th</sup> Aug, 2021.

## Washeries

13 coal washeries, (11 coking coal and 2 non-coking coal) with total capacity of 19.9 mtpa operational

4 new coking coal washeries in BCCL totaling 12 mtpa, 5 new coking coal washeries in CCL totaling 18 mtpa and 1 non-coking coal washery in MCL of 10 mtpa capacity being set up

### Washed Coking Coal production

*In Lakh Tonnes*

	H1 21-22	H1 20-21
BCCL	5.84	1.48
CCL	1.27	2.47
<b>CIL</b>	<b>7.11</b>	<b>3.95</b>

- 10 washeries to be built – estimated investment of about INR 4,000 crore
- Work Orders worth over INR 13,277 crore (as per DFR) have been awarded to Talcher Fertilizers Limited in Sept'19 for setting up of Coal Gasification plant and Ammonia-Urea plant on Lump Sum Turnkey (LSTK) basis. The plant will have an installed capacity of 12.7 lakh tonne per annum, thereby saving on urea imports and improving its availability for farmers in the region.
- Union Cabinet has approved an "exclusive subsidy policy" for urea fertiliser produced through coal-gasification by TFL. Clean coal technology will be adopted for the gasification process at the plant.

## Solar generation

Aim to set up 3GW capacity by FY24

Participated and won 100MW at Rs 2.2/kWh in recent GUVNL auctions

CIL NTPC Urja signed MoU with NCL to install 50MW solar PV project at a cost of INR 174 crores

Will continue to participate in upcoming bids

## Aluminium smelting

Third party feasibility studies completed

Application submitted at IPICOL for Integrated Greenfield Project at Odisha

Through SPV/partnership

## Solar cells manufacturing

Third party feasibility studies completed

Submitted Application for PLI Scheme of MNRE (IREDA)

Through SPV/partnership

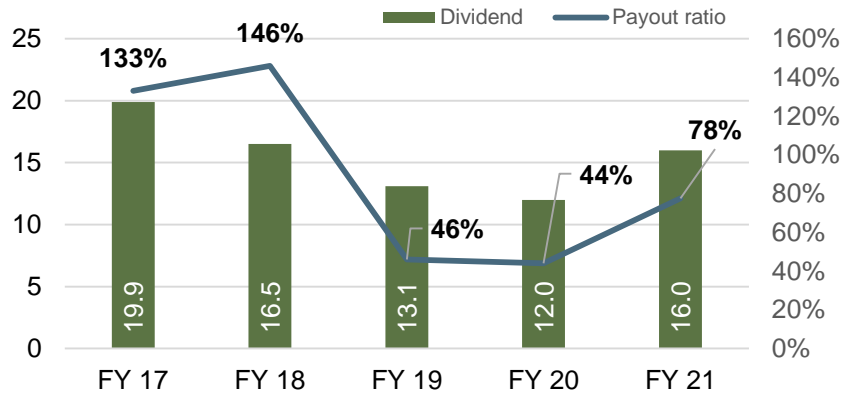
- As an alternative environment friendly green energy source, to power our mining operations, solar power generation lists high on our diversification where CIL is venturing to set up 14 solar projects of 3,000 MW capacity by FY24.
- During 2020–21, a total of 3.74 million units were generated from solar installations commissioned at various subsidiaries.
- **Other than Solar initiatives, CIL will look for partners for its diversification plans.**

# Diversification Solar Power Generation

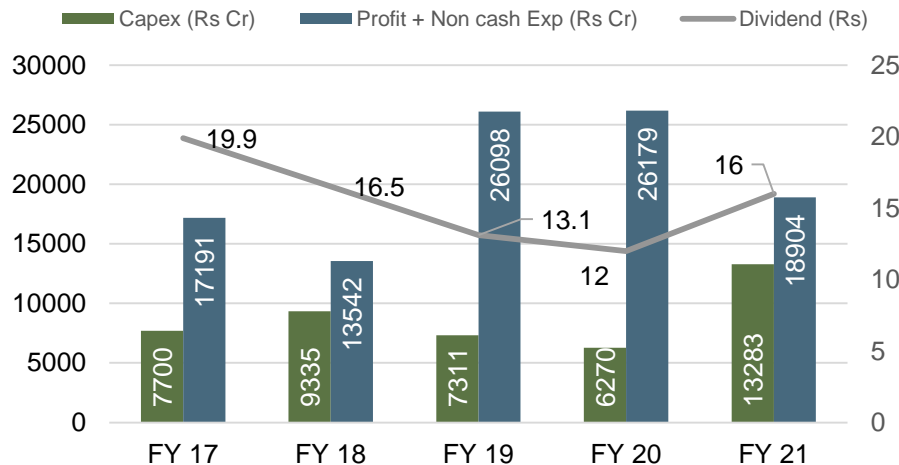
- CIL Board approved the creation of an SPV namely 'CIL Navikarniya Urja Limited' to venture into new business area of New and Renewable Energy (Non-Conventional) segment including Solar, Wind, Small Hydro, Biomass, Geo-Thermal, Hydrogen, Tidal, etc., along with other prevalent technologies/emerging technologies.
- CIL bagged its' maiden commercial Solar Project outside its' command areas by winning 100 MW Solar Power Project through Competitive Bidding with Reverse e-Auction @ ₹ 2.20 per kWh conducted by Gujarat Urja Vikas Nigam Limited (GUVNL).
- CIL is implementing overall 455 MW (including 100 MW Solar Plant for GUVNL) of ground mounted solar projects and 11.5 MW of rooftop solar projects. Out of 455 MW, CIL is implementing 205 MW in its own land.
- JV agreement executed with NLCIL for creation of Solar Power Assets. SECL Board accorded in-principle approval for giving PMC work of 40 MW SPV Project for Bhatgaon and Bishrampur Area.
- Execution of MoU with EESL for implementation of Energy Efficiency Projects for Carbon reduction for CIL and its subsidiaries. i.e. Decentralized Solar Program(rooftop and ground mounted), Electric Vehicles, EV Charging Infrastructure, Smart meters, Building Energy Efficiency Programs etc.



# Maximising shareholder value and returns



\* Payout ratio is calculated as ratio of Dividend Declared to PAT.



Note: For FY 21, dividend is interim+final in both the charts. 'Profit + Non cash Exp.' is PAT + Depreciation + Stripping Activity Adjustment + Provisions + Write Off  
 As per SEBI LODR, the Board has approved the Dividend Distribution Policy. The Policy provides clarity to the shareholders on Dividend distribution framework to be adopted by the company.

## CIL intends to payout maximum dividend post capex out of the cash profits

- CIL is regularly paying considerable dividend to its shareholders.
- CIL intends to pay free cash flow after capex as dividends annually.
- CIL intends to incur capex if demand growth sustains in the long-term.
- FY21 capex is ~INR 13,283 crore against target of INR 13,000 crore & H1 FY22 capex is Rs. 5300 crore (Provisional). Target for FY 22 is INR 14,685 crore.
- Since IPO CIL has paid more than Rs. 1,14,000 Crores as Dividend.

## What should investors expect?

- Sustained volume growth
- Improving cost structures
- Good disclosures and compliances as per global standards
- Transparent payout policy
- Action on green commitments
- Receivables position improved.

# Coal India's commitment on carbon emission and climate change

Despite absolute growth in India's demand for coal as per the IEA, Coal India is committed to support India's journey to achieve its Intended Nationally Determined Contributions (INDCs) by 2030 and utilize the opportunity to devise our own journey towards becoming a net zero company.

## What does 'Net Zero Emissions' mean for Coal India?

CIL is a producer of coal and not an end user

CIL's emissions footprint during production and transportation of coal, energy usage and adverse environmental impact due to mining of coal are the negative contributors

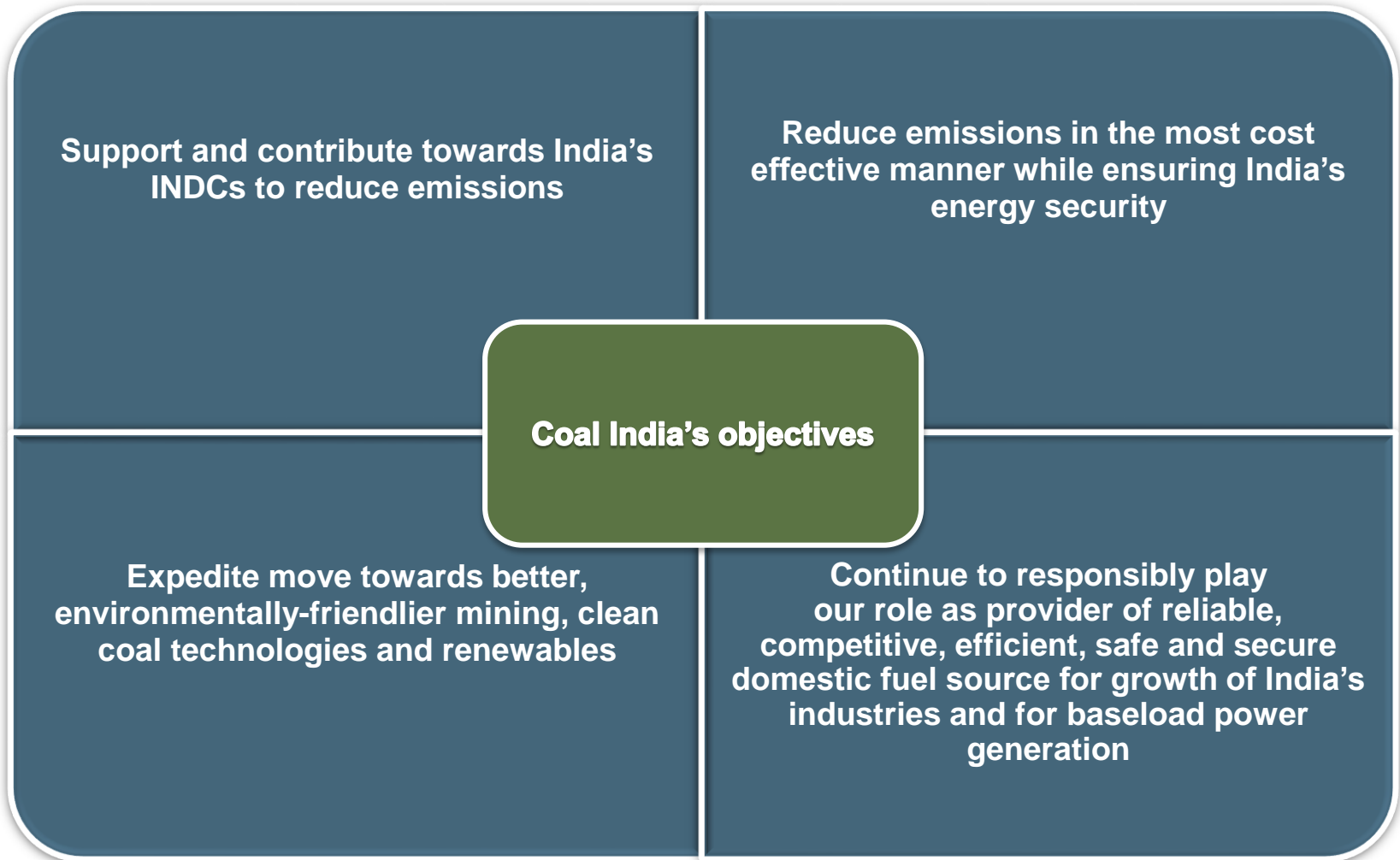
Positive contributing factors - emission reduction through mechanized evacuation, cleaner transportation, reducing energy and water consumption, clean coal technologies, focus on renewables, enhancing green cover etc.

CIL strives to achieve a 'Net Zero' sum of negative and positive contributing factors at the earliest.

# Carbon emission and climate change – Coal India's objectives



कोल इण्डिया लिमिटेड  
**Coal India Limited**  
भारत सरकार का उपक्रम  
A Government of India Undertaking  
एक महारत्न कंपनी A Maharatna Company





# Carbon emission and climate change – How CIL aims to contribute and move towards a ‘Net Zero Emission’ company



Cleaner coal production process	Clean coal technologies	Better quality coal	OBR to sand	Efficient equipment	Emission reduction	Renewable generation	Maximising mine water utilization	Biodiversity commitments
<ul style="list-style-type: none"> <li>- FMC projects, coal evacuation by conveyor belts and transportation through railways to minimize particulate matter and exhaust gases, reducing carbon footprint and water usage.</li> <li>- Closing unviable mines with lower quality coal</li> </ul>	<ul style="list-style-type: none"> <li>- Coal gasification</li> <li>- Coal-to-liquid</li> <li>- Coal mine methane</li> <li>- Coal bed methane</li> <li>- Coal washeries</li> </ul>	<p>Higher OBR to improve quality of coal with lower impurities producing lower pollutants when burnt</p>	<ul style="list-style-type: none"> <li>- Optimize over burden usage</li> <li>- Prevent mining / dredging of nearby rivers</li> </ul> <p>2 plants are in operation and 6 more are to be developed in 2021-22</p>	<p>Investment in procuring machines which are more efficient and productive, having lower carbon footprint</p>	<ul style="list-style-type: none"> <li>- Control of CO<sub>2</sub> emission from operations.</li> </ul> <p><u>Scope-1</u> 1162727 tCO<sub>2</sub> emitted in 2020-21</p> <p><u>Scope-2</u> 1094711 tCO<sub>2</sub> emitted in 2020-21</p>	<p>Both for captive and non-captive power requirement. Aim at 3GW of RE capacity by FY24.</p>	<ul style="list-style-type: none"> <li>- Utilize mine water more efficiently.</li> <li>- CIL generated 2800 Lakh KL of mine water during H1 of FY22 of which 39% amounting 1217.35 Lakh KL was used by the local communities for irrigation and domestic purposes.</li> </ul>	<p>Enhancing green cover at all locations to counter negative impact on environment</p> <ul style="list-style-type: none"> <li>- Tree plantation</li> <li>- Plantation in 1309.37 Ha has been achieved in H1 of 2021-22.</li> </ul>

# Sustainable Development Initiatives

**Mechanised evacuation of coal from the pithead to the dispatch point**



**Conversion of overburden to sand in WCL**



**Ground mounted solar panels at MCL**





कोल इण्डिया लिमिटेड  
**Coal India Limited**  
भारत सरकार का उपक्रम  
A Government of India Undertaking  
एक महास्वतन्त्र कंपनी A Maharatna Company

## H1 & Q2 FY22 Results

# H1 FY 22 operational highlights

## Strong performance on all fronts

### Production (Raw coal)

250 million tons  
(236 million tons in H1 FY21)

### Offtake (Raw coal)

308 million tons  
(255 million tons in H1 FY21)

### Avg. Realisation

INR 1,450 per ton  
(INR 1,435 per ton  
in H1 FY21)

### OBR

587 Million Cum  
(601 Million Cum in H1 FY21)

### Manpower (as on 01.10.2021)

253293  
(264895 as on 01.10.2020)

### No of working mines (as on 01.04.2021)

345  
(Over 80 unviable mines closed in  
the past two years)

### Health & Safety (as on 30.09.2021)

Total injuries (fatalities & serious  
injuries) reduced by 26.44%  
(Jan-Sept.,21 vis-à-vis Jan-Sept.,20)

# Q2 FY 22 Financial Highlights

## Solid performance even during exceptional circumstances

### Revenue (Net)

INR 23,291 crores  
(INR 21,153 crores in Q2 FY21)

### EBITDA\*

INR 4441 crores  
(INR 4643 crores in Q2 FY21)

### PBT

INR 3,643 crores  
(INR 4,061 crores in Q2 FY21)

### EPS

INR 4.77 per share  
(INR 4.78 per share in Q2 FY21)

### EBITDA margin

21 %  
(24 % in Q2 FY21)

### Capex

INR 3459 crores  
(INR 4179 crores in Q2 FY21)

### Net worth (30.09.2021)

INR 40,327 crores  
(INR 36,500 crores as on 31.03.2021)

### Fund balance (30.09.2021)

INR 27,522 crores  
(INR 17,289 crores as on 31.03.2021)

### Net Receivables (30.09.2021)

INR 14,902 crores  
(INR 19,623 crores as on 31.03.2021)

# H1 FY 22 Financial Highlights

## Solid performance even during exceptional circumstances

### Revenue (Net)

INR 48,573 crores  
(INR 39,640 crores in H1 FY21)

### EBITDA\*

INR 9720 crores  
(INR 7915 crores in H1 FY21)

### PBT

INR 7,979 crores  
(INR 6,861 crores in H1 FY21)

### EPS

INR 9.91 per share  
(INR 8.16 per share in H1 FY21)

### EBITDA margin

22 %  
(22% in H1 FY21)

### Capex

INR 5300 crores  
(INR 5023 crores in H1 FY21)

### Net worth (30.09.2021)

INR 40,327 crores  
(INR 36,500 crores as on 31.03.2021)

### Fund balance (30.09.2021)

INR 27,522 crores  
(INR 17,289 crores as on 31.03.2021)

### Net Receivables (30.09.2021)

INR 14,902 crores  
(INR 19,623 crores as on 31.03.2021)

# Consolidated statement of sales

Particulars	H1 FY 22			H1 FY 21		
	Quantity (million tons)	Net sales (INR crores)	Avg. realisation (INR per ton)	Quantity (million tons)	Net sales (INR crores)	Avg. realisation (INR per ton)
FSA	245.50	34079.28	1388.14	210.38	29170.09	1386.55
E-Auction	57.20	9040.95	1580.53	38.22	5744.09	1502.85
<b>Total raw coal</b>	<b>302.70</b>	<b>43120.23</b>	<b>1424.52</b>	<b>248.60</b>	<b>34914.18</b>	<b>1404.43</b>
Washed coal (coking)	0.69	508.08	7331.60	0.41	281.78	6872.68
Washed coal (non coking)	2.43	474.06	1947.66	4.03	948.52	2353.65
<b>Total washed coal</b>	<b>3.12</b>	<b>982.14</b>	<b>3147.88</b>	<b>4.44</b>	<b>1230.30</b>	<b>2770.95</b>
Other by products	1.77	483.78	2739.41	1.18	346.77	2938.71
<b>Grand total</b>	<b>307.59</b>	<b>44586.15</b>	<b>1449.53</b>	<b>254.22</b>	<b>36491.25</b>	<b>1435.42</b>

# Consolidated Financial Performance

## Income statement

Particulars (in INR crore)	H1 FY 22	H1 FY 21	% change
Revenue from operations	48573.23	39639.84	22.54%
Other income	1462.73	1869.81	-21.77%
<b><u>Total income</u></b>	<b>50,035.96</b>	<b>41,509.65</b>	<b>20.54%</b>
Cost of materials consumed	3722.07	3155.05	17.97%
Purchases of Stock-in-Trade	111.16	85.74	29.65%
Changes in inventories	3676.42	337.00	990.93%
Employee Benefits Expense	19941.86	18718.68	6.53%
Power Expense	1315.24	1279.74	2.77%
CSR expense	191.99	182.62	5.13%
Repairs	578.13	561.74	2.92%
Contractual Expense	8014.73	6835.67	17.25%
Finance Costs	288.98	330.26	-12.50%
Depreciation/amortization/ impairment expense	1975.00	1704.91	15.84%
Provisions	195.00	399.66	-51.21%
Write off	13.89	--	--
Stripping activity adjustment	-188.45	-827.74	-77.23%
Other expenses	2214.98	1885.13	17.50%
<b><u>PBT before share of JVs/associates</u></b>	<b>7984.96</b>	<b>6861.19</b>	<b>16.38%</b>
Share of JVs/associates	-6.15	-0.27	--
<b><u>PBT</u></b>	<b>7978.81</b>	<b>6860.92</b>	<b>16.29%</b>
Tax	1871.93	1831.81	2.19%
<b><u>Profit</u></b>	<b>6106.88</b>	<b>5029.11</b>	<b>21.43%</b>
Other comprehensive income	-122.72	-100.85	21.69%
<b><u>Total comprehensive income</u></b>	<b>5984.16</b>	<b>4928.26</b>	<b>21.43%</b>



# Consolidated financial performance

## Balance sheet

Particulars (in INR crore)	As at 30.09.2021	As at 31.03.2021	% change
<b><u>Assets</u></b>			
<b><u>Non current assets</u></b>			
Property, Plant & Equipment	38429.68	37753.65	1.79%
Capital Work in Progress	11565.71	10403.66	11.17%
Exploration and evaluation assets	4017.06	4605.81	-12.78%
Intangible assets	42.80	45.76	-6.47%
Intangible assets under development	105.95	86.17	22.95%
Investments	2801.20	2317.64	20.86%
Loans	92.42	136.27	-32.18%
Other financial assets	13375.74	13020.45	2.73%
Deferred Tax Assets	4512.71	4059.43	11.17%
Other non current assets	4923.02	4625.99	6.42%
<b><u>Total non current assets</u></b>	<b>79,866.29</b>	<b>77,054.83</b>	<b>3.65%</b>
<b><u>Current assets</u></b>			
Inventories	5556.64	8947.47	-37.90%
Investments	8242.49	3632.59	126.90%
Trade receivables	14902.15	19623.12	-24.06%
Cash & cash equivalents	2332.30	5234.54	-55.44%
Other bank balances	17761.36	12075.76	47.08%
Loans	1.61	501.28	-99.68%
Other financial assets	3026.25	2344.77	29.06%
Current tax assets	9921.24	9398.38	5.56%
Other current assets	23940.89	22966.95	4.24%
<b><u>Total current assets</u></b>	<b>85,684.93</b>	<b>84,724.86</b>	<b>1.13%</b>
<b><u>Total assets</u></b>	<b>1,65,551.22</b>	<b>1,61,779.69</b>	<b>2.33%</b>

# Consolidated financial performance

## Balance sheet



कोल इण्डिया लिमिटेड  
**Coal India Limited**  
 भारत सरकार का उपक्रम  
 A Government of India Undertaking  
 एक महारत्न कंपनी A Maharatna Company

Particulars (in INR crore)	As at 30.09.2021	As at 31.03.2021	% change
<b><u>Equities and liabilities</u></b>			
<b><u>Equity</u></b>			
Equity share capital	6162.73	6162.73	--
Other equity	34183.26	30354.64	12.61%
Equity attributable to equity holders	40345.99	36517.37	10.48%
Non-Controlling interests	475.64	441.08	7.84%
<b><u>Total equity</u></b>	<b>40,821.63</b>	<b>36,958.45</b>	<b>10.45%</b>
<b><u>Liabilities</u></b>			
<b><u>Non-Current Liabilities</u></b>			
Borrowings	3048.59	2688.10	13.41%
Lease Liabilities	9.33	--	--
Other Financial Liabilities	1430.40	942.30	51.80%
Provisions	63868.89	63534.40	0.53%
Deferred Tax Liabilities	791.09	722.07	9.56%
Other Non-Current Liabilities	5689.37	5647.30	0.74%
<b><u>Total Non-Current Liabilities</u></b>	<b>74,837.67</b>	<b>73,534.17</b>	<b>1.77%</b>
<b><u>Current liabilities</u></b>			
Borrowings	290.85	3194.79	-90.90%
Lease Liabilities	3.05	--	--
Trade payables			
Total outstanding dues of MSMEs	14.26	27.47	-48.09%
Other than MSMEs	7555.73	7610.16	-0.72%
Other Financial Liabilities	9387.50	9917.70	-5.35%
Other Current Liabilities	26287.84	24071.05	9.21%
Provisions	6352.69	6465.90	-1.75%
<b><u>Total Current Liabilities</u></b>	<b>49,891.92</b>	<b>51,287.07</b>	<b>-2.72%</b>
<b><u>Total Equity and Liabilities</u></b>	<b>1,65,551.22</b>	<b>1,61,779.69</b>	<b>2.33%</b>



**कोल इण्डिया लिमिटेड**  
**Coal India Limited**  
भारत सरकार का उपक्रम  
A Government of India Undertaking  
एक महास्वतन्त्र कंपनी A Maharatna Company

Peek into our ESG initiatives

Govardhan Eco-Park developed on an old over burden dump of Bera Colliery, Bastacolla Area by BCCL

# ESG – Committed to continuously improve

## Environment initiatives

- Coal evacuation and FMC projects will help reduce air pollution and environmental impact.
- During 2016-17 to 2020-21, CIL has planted 94.19 Lakh no. of saplings over an area more than 3,873 Ha in mine leasehold area.
- Mine closure plan is an integral part of the project report for Coal mines, which also forms a part of the EIA/EMP.
- All opencast mines as per their EC Conditions have commissioned effluent treatment plants.
- CIL's efforts to make water available to communities around its mining areas benefited 10.61 Lakh people till H1 FY22.
- In order to become Net Zero Energy company CIL proposes to execute Solar Projects to generate 3 GW of solar energy.

## Social initiatives

- Last year in 2020, total injuries (fatalities & serious injuries) due to mine accidents reduced to 110 from 124 (in 2019) (i.e. by 11.29%), which is the lowest injuries figures since inception of CIL in 1975.
- This year (Jan-Sept, 21), total injuries further considerably reduced to 64 from 87 same period last year (2020) (i.e. by 26.44%).
- 81 Nos Video Clips / Short Animation Films on Mine Accidents, Best Safety Practices and Do's & Don'ts on Mine Safety prepared and shared amongst employees for enhancing safety awareness.
- Over Rs. 3600 cr. cumulative spend on **CSR** since FY16 (Rs. 553.85 cr. in FY 21).
- Distributed over 5.6 lakh cooked food packets/dry ration packets during lockdown period so far under CSR. Also distributed more than 17.5 lakh masks, 80,000+ litres of hand sanitizers and 1.35 lakh+ hand gloves
- Rs. 269 cr. (~48.6% of total CSR exp.) spent on COVID-19 relief in FY'21
- 31 oxygen plants worth Rs. 45.93 cr. being set up in 28 hospitals under "Mission Praana Vayu"
- CIL's 35 **hospitals** and health facilities created outside hospitals across eight states have set aside 1,234 beds for corona suspected cases. CIL is setting up 3 more hospitals with an estimated investment of Rs. 110 cr.
- At the forefront in supporting **local community development**.

## Governance initiatives

- With an objective of becoming an efficient and modern dynamic organization, CIL has decided to deploy latest Information Technology in all aspects of its operation by setting up an **ERP system (SAP)**.
- CIL **adheres to all regulatory norms and meets the necessary compliances**. Before operationalizing of any new project, CIL ensures that necessary clearances (including environmental clearances and forest clearances) have been obtained.

**ESG Report  
 FY2020-21 is  
 under  
 preparation**

**Environmental issues** include company's commitment on afforestation, reducing energy use, waste, pollution and conservation of natural resources especially land, forests etc.

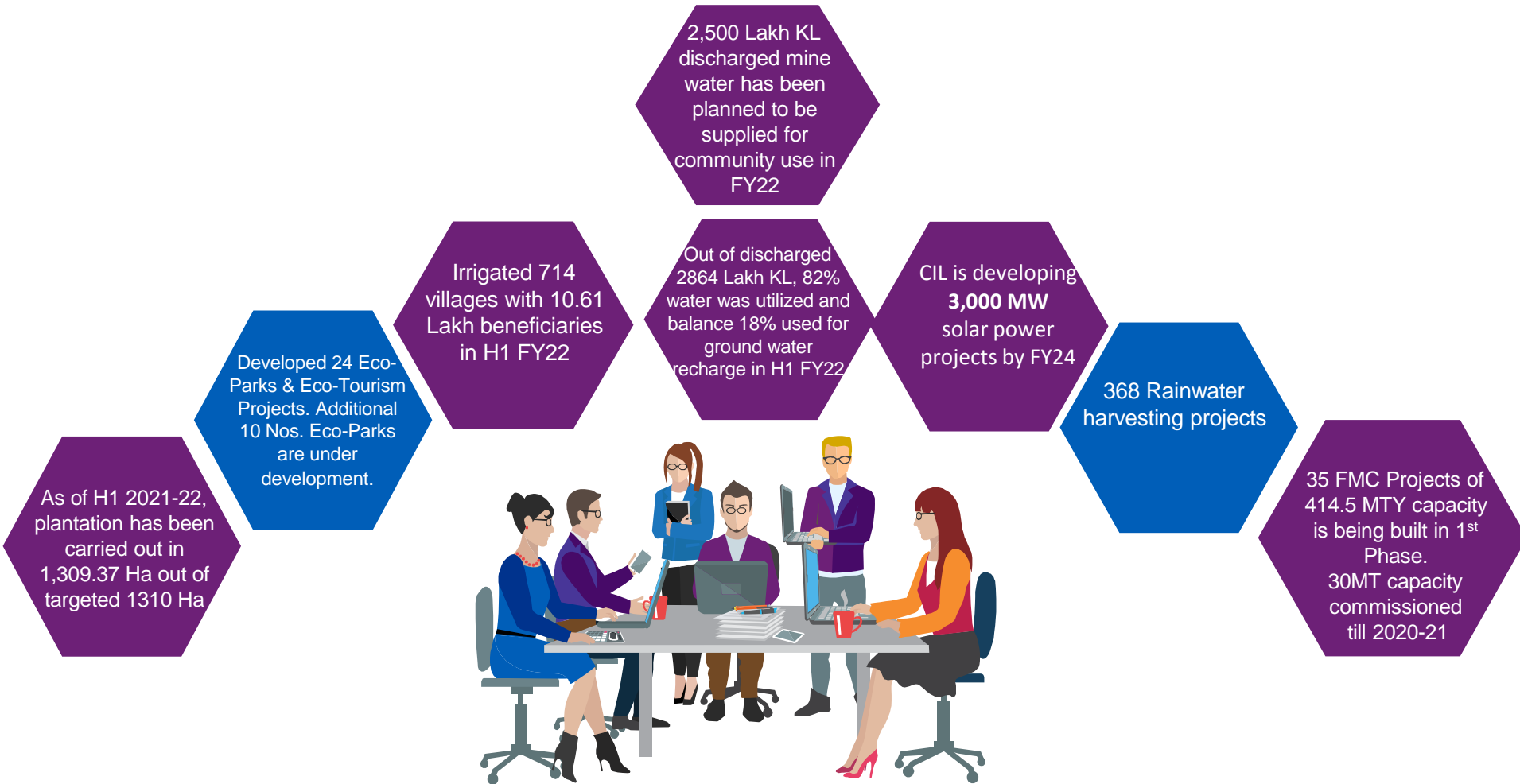
**Social issues** include company's business relationships with suppliers, customers, stakeholders, local community and working conditions for its employees - their health & safety.

**Governance issues** includes accurate and transparent accounting methods, listening to stockholder's opinions, refraining from contribution for undue favourable treatment and abhorrence of illegal practices.

**Sustainability Report, 2020-21 & ESG Report FY 2019-20 is available in our Website**

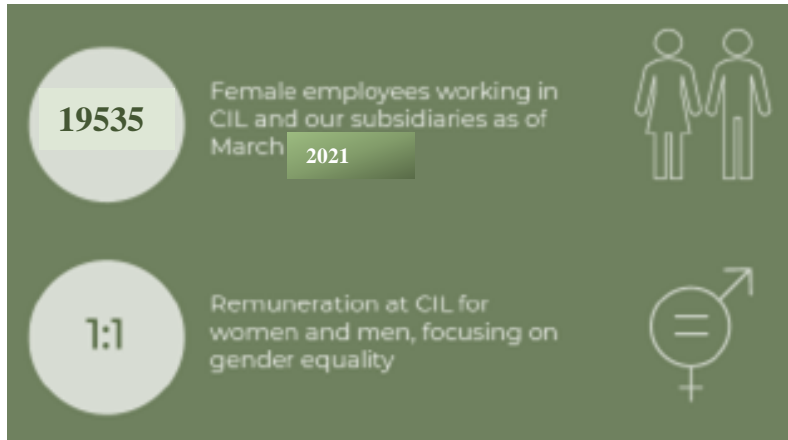


# Environmental highlights



# Social and CSR initiatives

## Social highlights



## CSR highlights



Small holder Poultry project by NCL in Singrauli, MP to benefit tribal women (FY 21-22)

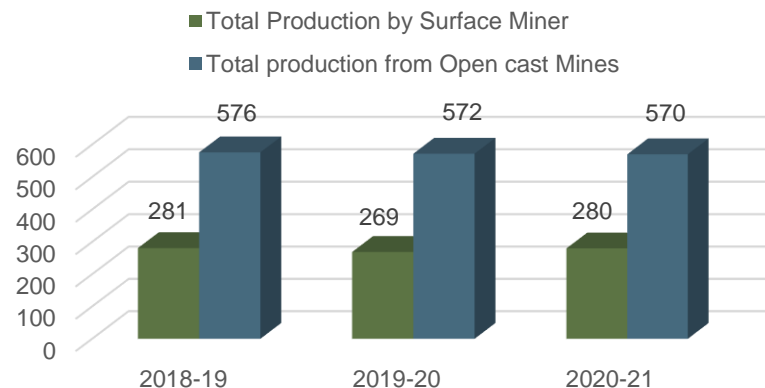
Provided equipment for treatment of neurological disorders at Institute of Neurosciences, Kolkata

Construction of Natya Mandap near Maa Hingula Temple, Talcher, Odisha for promoting art, culture and livelihood

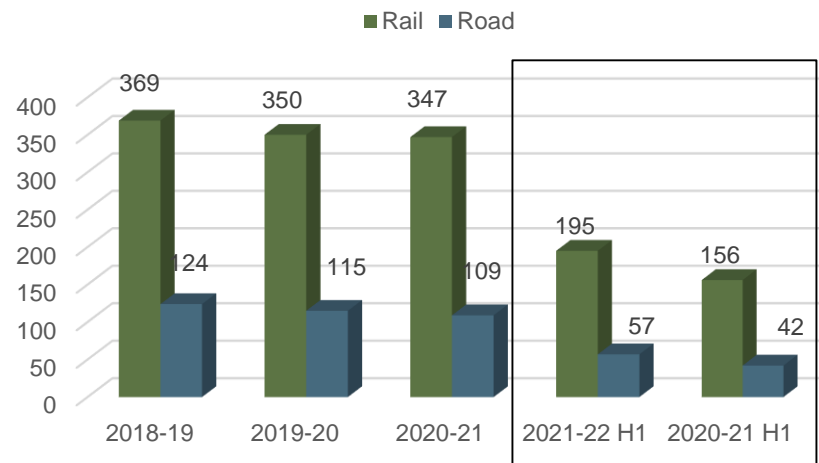
Provided 128 Slice CT Scan and 3.0 M Tesla MRI machines to Chattisgarh Institute of Medical Sciences, Bilaspur, Chattisgarh

# Committed to a cleaner environment

## Production of Coal by surface miners (mt)



## Rail/Road share to transport coal (mt)

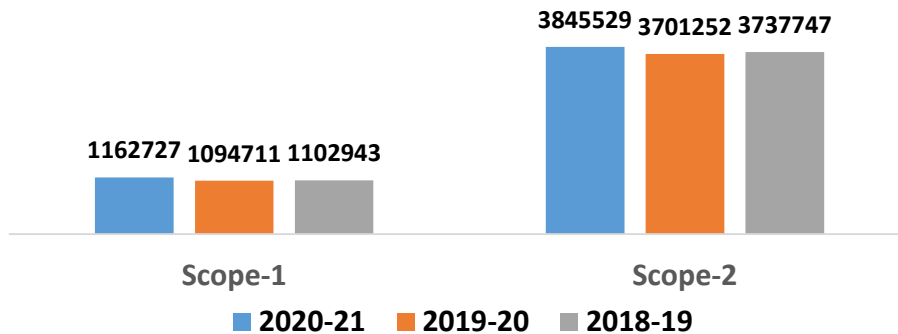


## Details of subsidiary-wise solar installations (5328 kWp)

Subsidiary and Location	Type of solar installation	Installed Solar Projects
ECL	Roof-top Solar	197 kWp
BCCL	Roof-top Solar	356 kWp
CCL	Roof-top Solar	872 kWp
WCL	Roof-top Solar	1097 kWp
CIL HQ	Roof-top Solar	160 kWp
CMPDIL HQ and regional institutes	Roof-top Solar	630 kWp
MCL HQ	Ground mounted solar	2016 kWp

# Emissions (Scope-1 & Scope -2) in tCO<sub>2</sub>

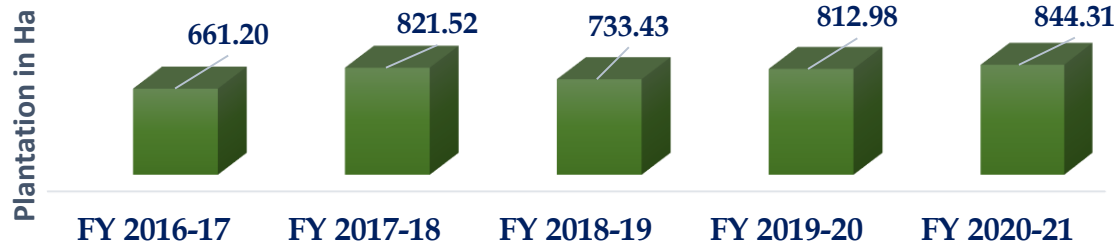
Emissions (Scope-1 & Scope -2) in tCO<sub>2</sub>



- Our GHG emissions arise mainly from the fuel combustion in our processes and owned vehicles.
- Reducing energy consumption at mines also helps us in reducing Green House Gas (GHG) emissions
- Over the last 3 years we have implemented significant controls on our emission intensity.



## Plantation (within mine leasehold) in Ha



- ❑ During the last five years (2016-17 to 2020-21), CIL has planted 94.19 Lakh no. of saplings over an area more than 3,873 Ha in mine leasehold area. In addition to the above, during the same period, CIL planted 7.18 Lakh no. of saplings over an area more than 520 Ha outside the mine leasehold area.
- ❑ During 2021-22, CIL has targeted to plant saplings in an area of 1,310 Ha. out of which 1309.37 Ha. has been achieved (including distribution of 1.93 Lakh saplings during Vriksharopan Abhiyan-2021 in 193.7 Ha,) as of H1 FY22.
- ❑ 94.19 Lakh no. of saplings planted in 3,873 Ha between 2016-17 to 2020-21, which on maturity will create carbon dioxide sink potential of 1,94,269 tonne/year

## Serious injuries and fatalities have declined over the last three calendar years

Indicators	2017	2018	2019	2020
Serious injuries (nos.)	108	96	90	80
Serious injury rate (per MT of coal production)	0.19	0.16	0.15	0.13
Fatalities (nos.)	37	43	34	30
Fatality rate (per MT of coal production)	0.053	0.07	0.06	0.05

# Corporate Social Responsibility

CIL and subsidiaries have been able to spend Rs. 191.99 crores under CSR during H1 FY 21-22.

A total of Rs. 269 cr. have been spent under CSR on COVID-19 related projects/activities. This is 48.6% of the total CSR expenditure of FY 20-21.

Smart classroom projects worth Rs. 4.32 cr. by SECL in Chattisgarh and Madhya Pradesh (FY 21-22)

Sanction of Rs. 5 cr. for 40 bedded ICU facility at Govt. Medical College cum Hospital at Silchar, Assam by CIL (FY 21-22)

Upgradation of Anganwadi centres into Model anganwadi centres in Ranchi, Ramgarh, Latehar and Hazaribagh centres



Rehabilitation and livelihood development of flood affected people in Majuli, Assam

Second phase of Thalassemia Bal Sewa Yojana was approved for bone marrow transplants of eligible Thalassemia and Aplastic Anaemia patients in 8 major hospitals of the country

Financial assistance of Rs. 10 cr. for Linear Accelerator Radiotherapy unit at Saroj Gupta Cancer Centre & Research Institute, Kolkata (FY 21-22)

# Women Empowerment



- ❑ NCL donated a 'Flour mill' to a women's self-help group enabling them to become self sustainable. This flour mill at Khajura Tola under Birkuniya Panchayat in Madhya Pradesh, will benefit and become a source of livelihood for 11 women who are part of this self help group.



- ❑ CCL started a "Sewing Training Center" in Chatra District of Jharkhand.
- ❑ CCL has distributed 90 sewing machines to women in the 18 gram panchayats of Gomiya Block in the Kathara Area and 54 sewing machines in 9 panchayat of Bokaro and Kargali Areas to train underprivileged women and empower them to become self reliant. **#Atma Nirbhar**



- ❑ NCL organised a six month long training program in tailoring for women in association with Jyotsna Mahila Mandal of NCL HQ in Singrauli Madhya Pradesh. This skill development program was organised to empower local women and help them to become self reliant.



- ❑ CMPDI, Regional Institute – II organized a seven day Tailoring Training Program "Silai School" in association with USHA, in Dhanbad, Jharkhand. 20 women from the Govindpur Block of Dhanbad, Jharkhand underwent the seven day training in tailoring at Koyla Nagar, Dhanbad. After completion of training the women were awarded Certified Trainer Certificate, a sewing machine and a guide book.

# Initiatives to mitigate Covid-19



- ❑ CIL had contributed Rs. 221 crores to PM-CARES fund for supporting COVID-19 relief measures.
- ❑ In addition, Rs. 90 crores in total have been contributed to the disaster management authorities/relief funds of West Bengal, Maharashtra, Chattisgarh, Madhya Pradesh and Jharkhand during FY 20-21.
- ❑ 31 medical oxygen plants with a total outlay of Rs. 45.93 cr. are being set up under “Mission Praan Vayu”.
- ❑ Total over 3600 Covid Beds have been arranged.
- ❑ As on 24.10.2021 CIL & its Subsidiaries have vaccinated over 6 lakhs people comprising employees including their dependents and contractual employees.
- ❑ CIL and its subsidiaries have also contributed towards setting up COVID-19 treatment/quarantine centers, distribution of cooked food/food ration to stranded persons/on Shramik special trains and distribution of masks and sanitizers etc.
- ❑ CIL and SECL together have handed over 111 Ice Lined Refrigerators, 121 Deep Freezers, 1 Walk-in Freezer and 2 refrigerated trucks in total to the Govt. of West Bengal, Chattisgarh and Meghalaya to help transport COVID-19 vaccines.
- ❑ To overcome the shortage of Medical Executives, CIL has formulated Medical Consultant policy for engagement of Medical professionals including retired Executives upto an age of 65 years as Consultants.
- ❑ Empowered Subsidiaries to directly recruit regular Medical Executives for filling up their respective vacancies through Decentralized Medical Recruitment policy.

# Initiatives to mitigate Covid-19

## ODISHA COVID HOSPITAL

- ❑ MCL is funding Level 3 Dedicated COVID Hospital (DCH) at Bhubaneswar. Initially started with 525 beds, the hospital now has a capacity of 1250 beds. In addition, 150 bedded hospital has been set up at Talcher. The total financial support for these two hospitals has been Rs. 135 cr. which is ~ 65% of the total CSR exp. of MCL in FY 20-21 i.e. Rs. 205 cr.
- ❑ Hon'ble Minister of Coal, Mines & Parliamentary Affairs inaugurated the "Odisha COVID Hospital" in Bhubaneswar, Odisha along with Hon'ble Chief Minister of Odisha and Hon'ble Minister of Petroleum & Natural Gas and Steel, Govt. of India.




## OTHER COVID CARE INITIATIVES under CSR

- ❑ In a CSR initiative, MCL handed over 10,000 Favipiravir tablets, a broad spectrum antiviral to CDMO (Chief District Medical Officer), District Covid Hospital, Sambalpur, Odisha to fight COVID19.
- ❑ CIL has converted 100 general beds into ICU beds for COVID-19 treatment at Karnataka Institute of Medical Sciences (KIMS), Hubli, Karnataka
- ❑ SECL has provided 60 TRUE NAT machines for COVID tests in Chattisgarh



# Initiatives to mitigate Covid-19



- ❑ Under new CSR initiative NCL handed over a cheque of Rs. 5 Crores to Govt. of Uttar Pradesh for purchase of 50 ambulances to fight COVID-19 in Uttar Pradesh.

- ❑ ECL is setting up 200 bedded COVID hospital at Hasdiha, Godda, Jharkhand and has sanctioned Rs. 6.40 cr. for COVID-19 treatment infrastructure in Deoghar and Godda district of Jharkhand (FY 21-22)
- ❑ CIL is providing Rs. 47 lakhs for ventilators for COVID hospital of Kolkata Police at Bhowanipore (FY 21-22)
- ❑ CIL is setting up oxygen banks at 10 locations in Jharkhand and Bihar at a cost of Rs. 1.34 cr. (FY 21-22)
- ❑ NCL has sanctioned Rs. 7.00 cr. to district administration, Singrauli and Rs. 10 cr. to Health Dept. of Madhya Pradesh for creating infrastructure for COVID-19 treatment (FY 21-22)
- ❑ SECL has converted Govt. hospitals at Bilaspur and Ambikapur in Chattisgarh into 100 bedded COVID treatments centres with testing labs
- ❑ SECL has sanctioned Rs. 27.72 cr. financial assistance for COVID-19 management under different projects (FY 21-22)



# Initiatives to mitigate Covid-19 (2<sup>nd</sup> Wave)

- ❑ 111 Ice Lined Refrigerators,
- ❑ 121 Deep Freezers,
- ❑ 1 Walk – In Freezer
- ❑ 2 refrigerated trucks have been provided.



- ❑ As a part of Mission Praanvayu, CIL and its subsidiaries are setting up 31 oxygen plants in 28 hospitals at a total cost of 45.93 crores and having combined capacity of 35,200 liters per minute. These plants will support a total of 5040 beds.



- ❑ Procurement and Distribution of Oxygen Concentrators to Medical Aid Centres in Bihar and Jharkhand for needy COVID patients.



- ❑ CIL undertook distribution of more than 2 lakh cooked food packets through ISKCON to patient's relatives in 9 different hospitals in Kolkata and other needy persons in Delhi in the month of May & June'2021.

# Environmental highlights

- ❑ CIL undertook extensive plantation along avenues, on OB dumps, around mines & residential colonies to maintain the ecological balance in & around its operations.
- ❑ CIL (HQ) along with its Subsidiaries celebrated Vriksharopan Abhiyaan (VA)-2021 on 19.08.2021 in which more than 3.85 lakh saplings were planted over 157 Ha land area and around 1.93 lakh saplings were distributed at 479 locations across 8 states.
- ❑ In VA-21, Mudwani Dam Eco Park in Jayant OC was inaugurated in NCL and foundation stones were laid for 2 proposed Eco Parks.
- ❑ CIL has always endeavoured to create an ecological balance in and around its operations. In an effort to become a valuable part of the ecosystem, it has developed 24 Ecological Parks/Mine Tourism/Eco-Restoration site. Additional 10 no. of Ecological Parks/Mine Tourism/Eco-Restoration site are under the process of development.
- ❑ SECL transformed its abandoned quarry no. 6 of its Bishrampur open cast mine into a pisciculture and water sports centre. It has not only created livelihood for local people from pisciculture, boating and running of the restaurant but also enriched the ecology and surrounding biodiversity.









❑ MCL is promoting organic farming ‘**Aahaar Mandal**’ among rural households wherein 200 SC/ST farmers of 10 villages with 2 Aahaar Mandal sites in each village will be the direct beneficiaries.

❑ WCL has converted a **local pond into a pisciculture centre** for the fishing community of Nanda village. Fish farming is a source of income generation and livelihood for the fishing community of Nanda village.

❑ NCL started a pilot project of **drip irrigation system** to conserve water and nutrients on the overburden dump slopes to encourage growth of vegetation. Plant species adapted for this project are as per the local environmental conditions of the Nigahi region so that local flora remains unchanged.





❑ NCL :Started a training program in oyster **mushroom farming and processing** and will train 20 local villagers and 20 students of ITI Waidhan in mushroom farming, post harvest management, storage and its marketing in association with NCL-IIT (BHU) incubation centre.



❑ MCL has come up with a project ‘**Desi Beej Ghar**’ under its CSR for assisting the marginalized farmers grow, conserve, bank and market indigenous seeds. The project is intended to benefit **200 marginalized farmers**.



❑ Piparwar OCP of CCL has developed 30 acres of its backfilled and reclaimed land into “**Kayakalp Vatika**” to reinstate biodiversity in the reclaimed mining land. **The initiative was also praised by CAG in its report.**





- ❑ CIL signed MoU with CIPET under CSR for training upto 3000 youth. Similar programme already completed for training of 2000 youth.
- ❑ CCL inaugurated the “Mahatma Gandhi Skill Development Kendra” to provide training in computer and nursing to over 200 local young men and women.
- ❑ MCL launched a customized vocational training module for developing a front line workforce in agri equipment.



कोल इण्डिया लिमिटेड  
**Coal India Limited**  
भारत सरकार का उपक्रम  
A Government of India Undertaking  
एक महारत्न कंपनी A Maharatna Company

Thank You

