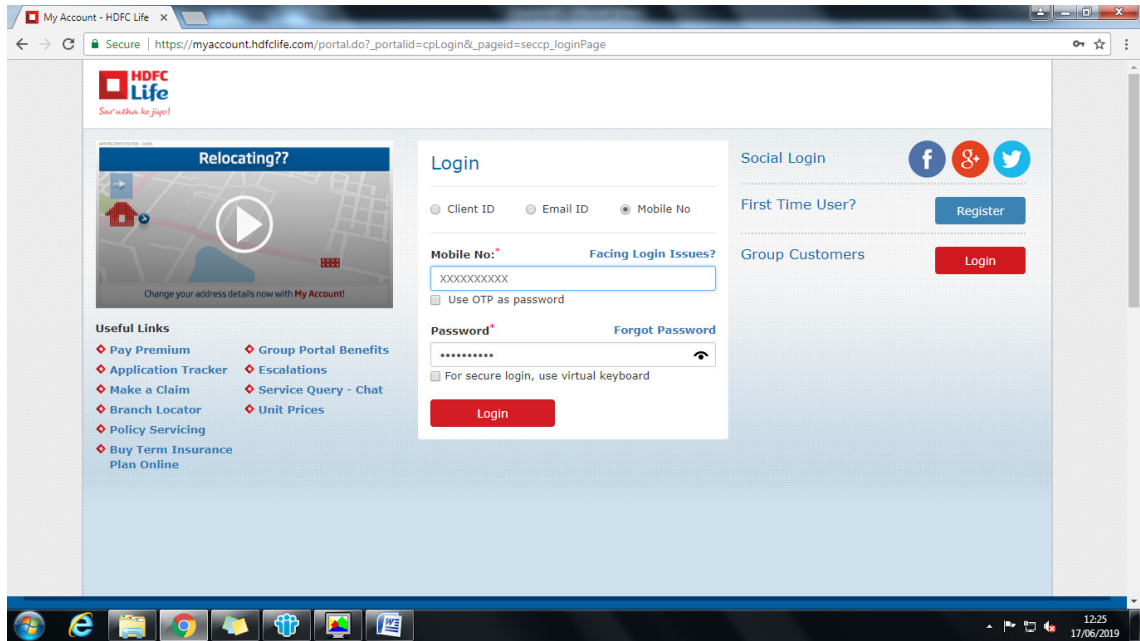
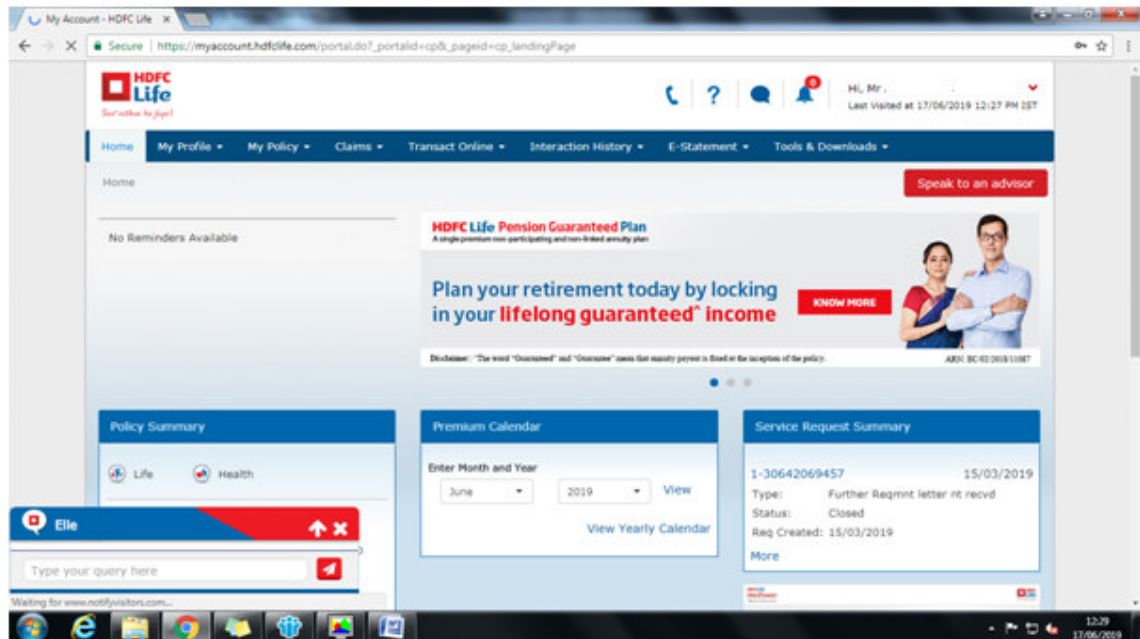


PDF Guide to view Policy Status.

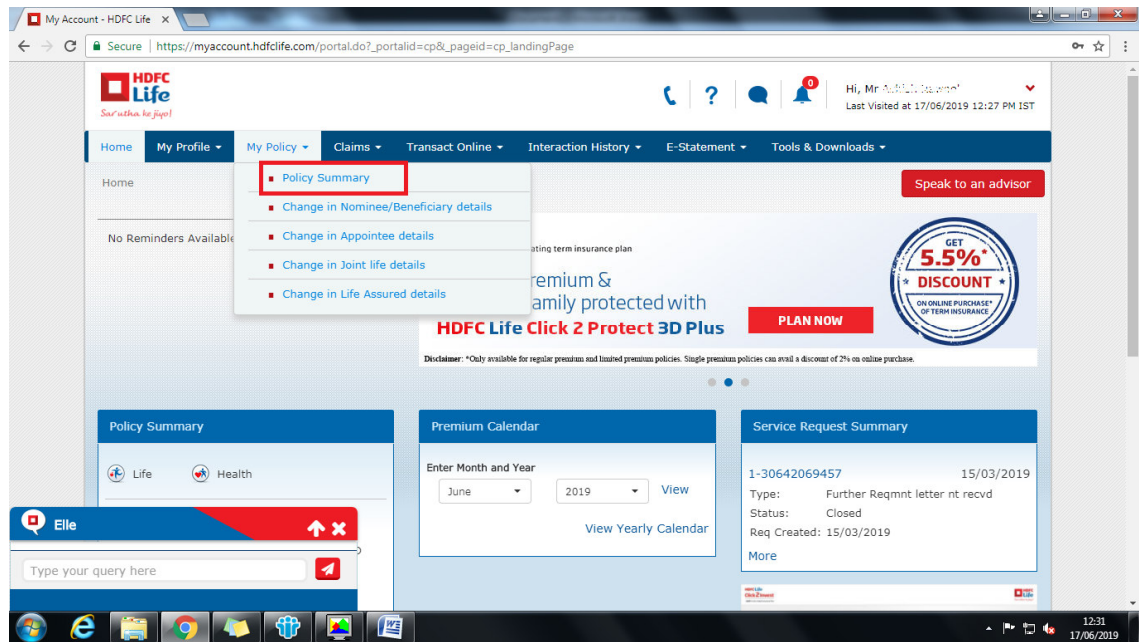
1. Login into <https://myaccount.hdfclife.com/> with Client Id/Email Id or Mobile Number.



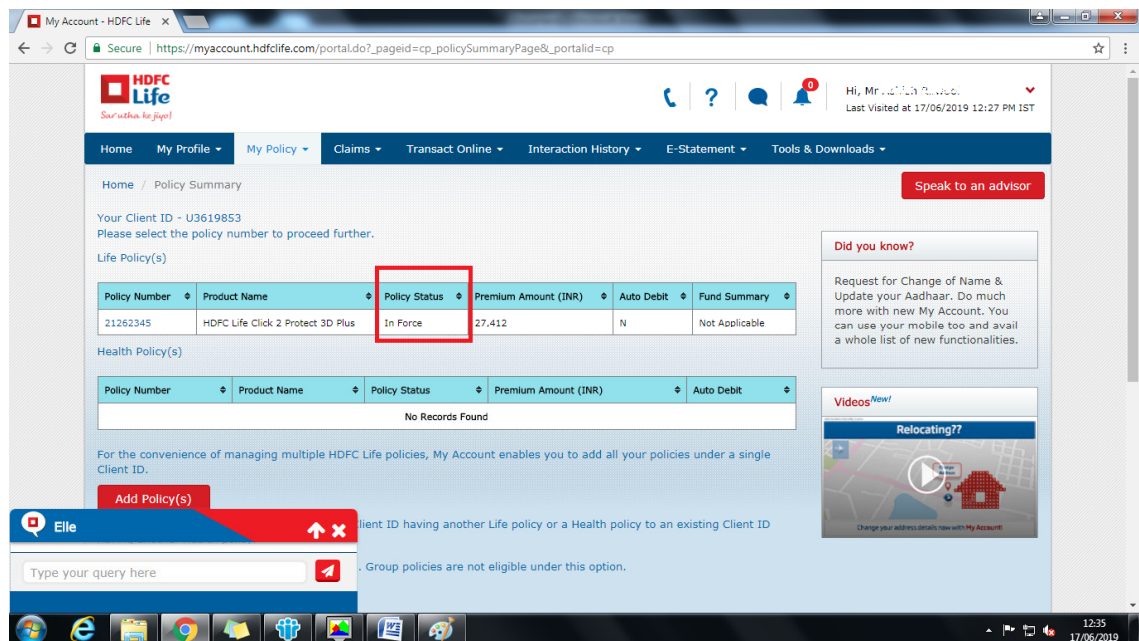
2. Home screen will display.



3. Click on My Policy tab and go to Policy Summary.



4. Policy status will be available under Policy summary option.



- To check other policy details, click on policy number to view policy details.

My Account - HDFC Life

Secure | https://myaccount.hdfclife.com/portal.do?_pageid=cp_policySummaryPage&_portalid=cp

Hi, Mr. Ashish Bhatnagar
Last Visited at 17/06/2019 12:27 PM IST

Home My Profile My Policy Claims Transact Online Interaction History E-Statement Tools & Downloads

Home / Policy Summary [Speak to an advisor](#)

Your Client ID - U3619853
Please select the policy number to proceed further.

Life Policy(s)

Policy Number	Product Name	Policy Status	Premium Amount (INR)	Auto Debit	Fund Summary
21262345	HDFC Life Click 2 Protect 3D Plus	In Force	27,412	N	Not Applicable

Health Policy(s)

Policy Number	Product Name	Policy Status	Premium Amount (INR)	Auto Debit
No Records Found				

For the convenience of managing multiple HDFC Life policies, My Account enables you to add all your policies under a single Client ID.

[Add Policy\(s\)](#)

client ID having another Life policy or a Health policy to an existing Client ID

Type your query here

Group policies are not eligible under this option.

Did you know?

Request for Change of Name & Update your Aadhaar. Do much more with new My Account. You can use your mobile too and avail a whole list of new functionalities.

Videos

Relocating??

Change your address details now with My Account!

12:38 17/06/2019