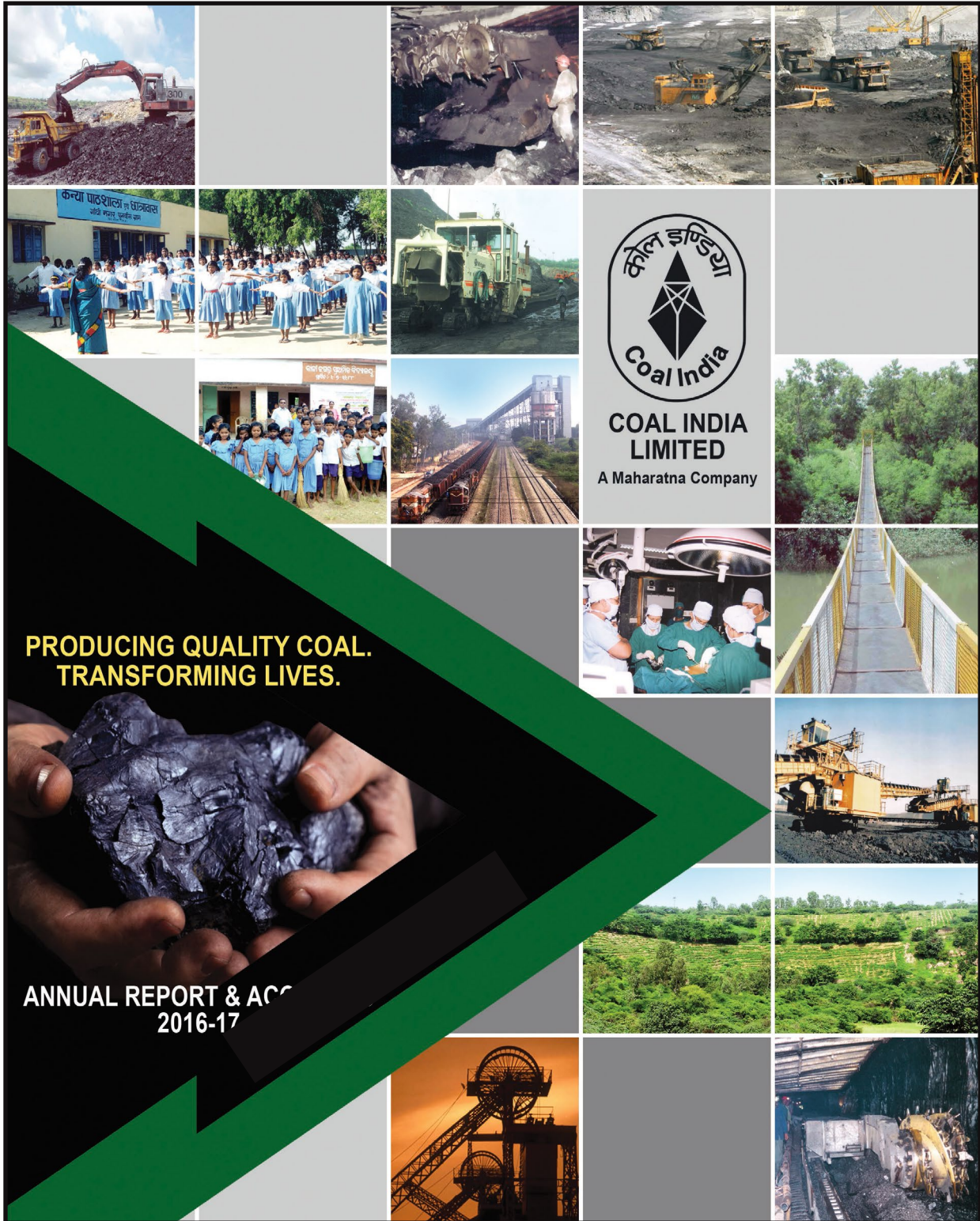


# ANNUAL REPORT & ACCOUNTS 2016-17



**PRODUCING QUALITY COAL.  
TRANSFORMING LIVES.**

**ANNUAL REPORT & ACCOUNTS  
2016-17**

**CENTRAL COALFIELDS LIMITED**  
A Miniratna Company

# CONTENTS

<b><u>Sl. No.</u></b>		<b><u>Page No.</u></b>
1.	Management	1
2.	Bankers & Auditors	3
3.	Notice – AGM	4
4.	Operational Statistics	9
5.	Financial Position	10
6.	Director's Report	18
7.	Profile of Directors	103
8.	Secretarial Audit Report	109
9.	Comments of the Comptroller and Auditor General of India under Section 143(6)(b) of the Companies Act, 2013	115
10.	Management Discussions & Analysis Report	139
11.	Standalone Financial Results	145
12.	Standalone Balance Sheet as at 31st March, 2017	149
13.	Standalone Profit & Loss Account for the Year Ended 31st March, 2017	150
14.	Standalone Cash Flow Statement for 2016–17	153
15.	Notes to the Standalone Financial Statement (Note 1 to 37)	155
16.	Additional Notes to the Standalone Financial Statement (Note 38)	231
17.	Auditor's Report & Management Reply (including Appendix 1) on Standalone Financial Statement	271
18.	Consolidated Financial Results	287
19.	Consolidated Balance Sheet as at 31st March, 2017	289
20.	Consolidated Profit & Loss Account for the Year Ended 31st March, 2017	291
21.	Consolidated Cash Flow Statement for 2016–17	293
22.	Notes to the Consolidated Financial Statement (Note 1 to 37)	296
23.	Additional Notes to the Consolidated Financial Statement (Note 38)	368
24.	Auditor's Report & Management Reply (including Appendix 1) on Consolidated Financial Statement	405
25.	Annexure VII to Clause 41	416

# **Board of Directors**

## **(As on 21st July, 2017)**



**Shri Gopal Singh**  
*Chairman-cum-Managing Director*

### **DIRECTORS**



**Shri D. K. Ghosh**  
*Director (Finance)*



**Shri Subir Chandra**  
*Director (Tech./Oprn.)*



**Shri R. S. Mahapatro**  
*Director (Personnel)*



**Shri A. K. Mishra**  
*Director (Tech./P&P)*

### **GOVERNMENT NOMINEES**



**Shri R. P. Gupta, IAS**  
*Jt. Secretary, MoC*

### **NON-OFFICIAL PART TIME DIRECTORS**



**Shri Bharat Bhushan Goyal**  
*Ex-Additional Chief Adviser (Cost)*



**Shri Ashok Gupta**  
*Chartered Accountant*

### **PERMANENT INVITEES**



**Shri Salil Kr. Jha**  
*COM, EC Rly., Hajipur*



**Shri S. K. Barnwal**  
*Secretary (Mines & geology), GoJ*



**Shri Ravi Prakash**  
*Company Secretary*

# Annual Report & Accounts 2016-17



## **CENTRAL COALFIELDS LIMITED**

*A Miniratna Company*

(A Subsidiary of Coal India Limited)

(CIN: U10200JH1956GOI000581)

Regd. Office : Darbhanga House, Ranchi - 834 029

## PRESENT MANAGEMENT

As on 21st July, 2017

(i.e. on the date of the Sixty First Annual General Meeting)

### CHAIRMAN-CUM-MANAGING DIRECTOR

Shri Gopal Singh

### FUNCTIONAL DIRECTORS

Shri D.K. Ghosh	:	Director (Finance)
Shri Subir Chandra	:	Director (Tech./P&P)
Shri R.S. Mahapatro	:	Director (Personnel)
Shri Awadh Kishor Mishra	:	Director (Tech./P&P)

### PART TIME DIRECTORS

Shri R. P. Gupta, IAS	:	Jt. Secretary, Ministry of Coal, Govt. of India, New Delhi
-----------------------	---	--

### NON-OFFICIAL PART TIME DIRECTORS

Shri Bharat Bhushan Goyal	:	Ex-Additional Chief Adviser (Cost), D/o Expenditure
Shri Ashok Gupta	:	Chartered Accountant

### PERMANENT INVITEES

Shri Salil Kumar Jha	:	Chief Operation Manager, EC Railway
Shri S. K. Barnwal	:	Secretary (Mines & Geology) Govt. of Jharkhand

### COMPANY SECRETARY

Shri Ravi Prakash

## MANAGEMENT DURING 2016-17

### CHAIRMAN-CUM-MANAGING DIRECTOR

Shri Gopal Singh

### FUNCTIONAL DIRECTORS

Shri D. K. Ghosh	:	Director (Finance)
Shri P. K. Tiwari	:	Director( Tech/ Oprn.) (Superannuated on 30.09.2016)
Shri R.S. Mahapatro	:	Director (Personnel)
Shri Subir Chandra	:	Director (Tech./Oprn.)
Shri Awadh Kishor Mishra	:	Director (Tech./P&P) (w.e.f. 01.10.2016)

### PART TIME DIRECTORS

Shri R. P. Gupta, IAS	:	Jt. Secretary, Ministry of Coal, Govt. Of India, New-Delhi.
Shri R. Mohan Das	:	Director (P&IR), Coal India Limited, Kolkata (Terminated on 30.03.2017)

### NON-OFFICIAL PART TIME DIRECTORS

Shri Bharat Bhushan Goyal	:	Ex-Additional Chief Adviser (Cost), D/o Expenditure
Shri Ashok Gupta	:	Chartered Accountant

### PERMANENT INVITEES

Shri U. P. Singh	:	Secy., Deptt. of Mines & Geology, GoJ (w.e.f. 04.04.2016 to May, 2016)
Shri S. K. Barnwal	:	Secy., Deptt. of Mines & Geology, GoJ (w.e.f. 16.11.2016)
Shri Basu Deo Roy	:	COM, EC Rlys. (w.e.f. 24.05.2016)

### COMPANY SECRETARY

: Shri C. V. N. Gangaram  
(Superannuated on 31.01.2017)

## **BANKERS**

Allahabad Bank  
Bank of Baroda  
Bank of Maharashtra  
Corporation Bank  
Indian Overseas Bank  
Oriental Bank of Commerce  
Syndicate Bank  
Union Bank of India

Andhra Bank  
Bank of India  
Canara Bank  
Dena Bank  
State Bank of India  
Punjab National Bank  
UCO Bank  
United Bank of India

## **STATUTORY AUDITORS**

**M/s. V. Singhi & Associates**  
Four Mangoe Lane  
Surendra Mohan Ghosh Sarani, Ground Floor  
Kolkata-700001, West Bengal

## **BRANCH AUDITORS**

**M/s. J. N. Agrawal & Co.**  
Ranchi – 834001, Jharkhand

**M/s. L. K. Saraf & Co.**  
Ranchi – 834001, Jharkhand

**M/s Kadmawala & Co.**  
Ranchi – 834001, Jharkhand

**M/s Lodha Patel Wadhwa & Co.**  
Ranchi – 834001, Jharkhand

## **COST AUDITORS**

**M/s SC Mohanty & Associates**  
Plot No. 370/186/2157  
Shakti Bhawan, Beside Toyota Showroom  
AT – Patia, PO – KIIT, Bhubaneswar – 751024

## **BRANCH COST AUDITORS**

**M/s. MANI & CO.**  
Ashoka Building,  
111, Southern Avenue,  
Kolkata – 700029

**M/s. MUSIB & Co.**  
No. 204, Gajraj Mansion,  
2nd Floor, Diagnol Road,  
Bistupur, Jamshedpur, Jharkhand

**M/s K. B. Saxena & Associates**  
3rd Floor, Shagun Palace Sapru Marg,  
Hazratganj, Lucknow – 226001

**M/s K. G. Goyal & Associates**  
4A, POCKET 2, Mix Housing, New Kondli,  
Mayur Vihar – III, New Delhi – 110096

## **SECRETARIAL AUDITORS**

**M/s Pratibha Khandelwal & Associates**  
F – 2/14, LIC Flats, Sector – 2, Vidhyadhar Nagar,  
Jaipur – 302039 (Rajasthan)

## **REGISTERED OFFICE**

Darbhangra House  
Ranchi 834 029  
(Jharkhand)

## NOTICE

Secy. CS/3(4)/AGM-61/2017/

Dated: 19.07.2017

### SIXTY FIRST ANNUAL GENERAL MEETING

Notice is hereby given that the 61st Annual General Meeting of the members of Central Coalfields Limited will be held on Friday, the 21st day of July, 2017 at 11.00 A.M. at the registered office of the Company, Darbhanga House, Ranchi to transact the following business:

#### **A. ORDINARY BUSINESS:**

1. To receive, consider and adopt the Audited Balance Sheet as at 31st March, 2017, Profit and Loss Account for the financial year ended 2016-17, Cash Flow Statement together with all Notes, Additional Notes on the Financial Statements and Significant Accounting Policy for the year 2016-17, the Reports of Statutory Auditor and Comptroller & Auditor General of India and Directors' Report.
2. To confirm payment of Four Interim Dividends paid on equity shares of the Company as Final Dividend for the Financial Year 2016-17.
3. To appoint a Director in place of Shri D.K Ghosh (DIN-06638291) Whole-time Director who retires by rotation in terms of Section 152(6) of the Companies Act 2014 and being eligible, offers himself for reappointment.
4. To appoint a Director in place of Shri R. S. Mahapatro (DIN-07248972), Whole-time Director who retires by rotation in terms of Section 152 (6) of the Companies Act 2013 and being eligible, offers himself for reappointment.

#### **B. SPECIAL BUSINESS :**

##### **5. Ratification of Appointment & Remuneration of Cost Auditor for the Financial Year 2016-17 & 2017-18 under section 148 of Companies Act 2013**

To consider & if thought fit, to pass with or without modification(s), the following resolution as an Ordinary Resolution:

RESOLVED THAT the remuneration approved by the Board in its 430th Board Meeting held on 28.09.2016 to M/s S.C. MOHANTY & ASSOCIATES, Bhubaneswar for the financial year 2016-17 & 2017-18 at Rs. 2,57,438/- per annum plus applicable tax and out of pocket expenses limited to 50% of the cost audit fee for conducting cost audit of CCL Head Quarter and respective areas of CCL be and is hereby ratified"

RESOLVED THAT the remuneration approved by the Board in its 430th Board Meeting held on 28.09.2016 to M/s MANI & CO, Kolkata for the financial year 2016-17 & 2017-18 at Rs. 95,625/- per annum plus applicable tax and out of pocket expenses limited to 50% of the cost audit fee for conducting cost audit of respective areas of CCL be and is hereby ratified"

RESOLVED THAT the remuneration approved by the Board in its 430th Board Meeting held on 28.09.2016 to M/s MUSIB & CO, Jamshedpur for the financial year 2016-17 & 2017-18 at Rs. 85,613/- per annum plus applicable tax and out of pocket expenses limited to 50% of the cost audit fee for conducting cost audit of respective areas of CCL be and is hereby ratified"



RESOLVED THAT the remuneration approved by the Board in its 430th Board Meeting held on 28.09.2016 to M/s K.B.SAXENA & ASSOCIATES, Lucknow for the financial year 2016-17 & 2017-18 at Rs. 75,875/- per annum plus applicable tax and out of pocket expenses limited to 50% of the cost audit fee for conducting cost audit of respective areas of CCL be and is hereby ratified”

RESOLVED THAT the remuneration approved by the Board in its 430th Board Meeting held on 28.09.2016 to M/s KG GOYAL & ASSOCIATES, New Delhi for the financial year 2016-17 & 2017-18 at Rs. 75,875/- per annum plus applicable tax and out of pocket expenses limited to 50% of the cost audit fee for conducting cost audit of respective areas of CCL be and is hereby ratified”

The Explanatory Statement pursuant to Section 102(1) of the Companies Act, 2013 in respect of the special business set out above is annexed hereto.

By order of the Board of Directors  
Central Coalfields Limited  
Sd/-  
**(Ravi Prakash)**  
*Company Secretary*

**Registered Office :** Darbhanga House  
Ranchi 834 029  
(Jharkhand)  
CIN NUMBER : U10200JH1956GOI000581

**Note :**

1. The Shareholders are requested to give their consent in writing or by electronic mode for calling the Annual General Meeting at a Shorter Notice pursuant to the provisions of the Section 101(1) of the Companies Act, 2013.
2. A MEMBER ENTITLED TO ATTEND AND VOTE AT THE MEETING IS ENTITLED TO APPOINT A PROXY TO ATTEND AND VOTE INSTEAD OF HIMSELF AND THE PROXY NEED NOT BE A MEMBER OF THE COMPANY. THE PROXY FORM SHOULD BE DEPOSITED AT THE REGISTERED OFFICE OF THE COMPANY NOT LATER THAN FORTY-EIGHT HOURS (48 HRS.) BEFORE THE TIME OF COMMENCEMENT OF THE MEETING.
3. Pursuant to the provisions of Section 171(1)(b) and 189(4) of the Companies Act, 2013, the registers required to be kept open for inspection at every Annual General Meeting of the company, shall accessible during the continuance of the meeting to any person having the right to attend the meeting.

## The Explanatory Statement pursuant to Section 102 of the Companies Act, 2013

### 1. RATIFICATION OF APPOINTMENT & REMUNERATION OF COST AUDITORS FOR THE FY 2016-17 & 2017-18.

The Companies (Cost Audit Report) Rules, 2011 were notified on 3rd June 2011. These were issued by the Ministry of Corporate Affairs (MCA) in exercise of the powers conferred by the Companies Act. MCA had mandated filing of the Compliance Report for the financial year 2011-12 and cost audit report from 2012-13 and onwards.

This Cost Accounting Policy of CCL is being part of the overall Cost Accounting Policy of Coal India Limited.

With the approval of the Board of CCL in its 430th Meeting held on 28-09-2016, following Cost Auditors were appointed for undertaking the Cost Audit of Head Quarter and different areas of CCL for the financial year 2016-17 to 2018-19 on the recommendation of Audit Committee.

SI No.	Cost Auditors	Particulars	Audit Fees (Rs.)
1.	M/s SC Mohanty & Associates	For HQ (lead Cost Auditor), Barkasayal, CWS, Argada, Rajrappa, Kolkata	2,57,438.00
2.	Mani & Co	For Kathara, Dhori	95,625.00
3.	Musib & Co	For NK, Piparwar, M&A	85,613.00
4.	KB Saxena & Associates	For Charhi & Kuju	75,875.00
5.	KG Goyal & Associates	For B&K, Giridih	75,875.00

- (a) The travelling and out of pocket expenses will be restricted to 50% of the audit fees subject tot production of documentary evidence.
- (b) Applicable Taxes as per applicable rates will also be reimbursed on furnishing the registration number with the appropriate authority.

The Board of Directors considered that in view of the background and experience of above Cost Auditors, the appointment of Cost Auditors for the FY 2016-17 to 2018-19 to conduct Cost Audit of Head Quarter and different areas of CCL is approved, which is subject to ratification of the appointment in General Meeting, at a remuneration to the Cost Auditors as mentioned above.

As per Section 148 of the Companies Act, 2013 read with Rule 14 of Companies (Audit & Auditors) Rule 2014, the above appointment of Cost auditor was approved in the 430th Meeting held on 28-09-2016 and is to be ratified by the Company in General Meeting.

None of the directors and key managerial personnel or their relatives is interested or concerned in the resolution.

The Board recommended the resolution for the approval of the member.

By order of the Board of Directors  
**Central Coalfields Limited**

Sd/-

**(Ravi Prakash)**  
Company Secretary

## **MEMBERS**

**The Coal India Limited, Member**  
(Through Chairman, CIL)  
Coal Bhawan Premise  
Newtown, Rajarhat,  
Kolkata-700156

**Shri Sutirtha Bhattacharya**  
Chairman,  
Coal India Limited,  
Newtown, Rajarhat,  
Kolkata-700156

**Shri C. K. Dey**  
Director (Finance)  
Coal India Limited,  
Newtown, Rajarhat,  
Kolkata-700156

**Shri Gopal Singh**  
Chairman-cum-Managing Director  
Darbhanga House  
Ranchi-834029

## **CHAIRMAN – AUDIT COMMITTEE, CCL**

**Shri Ashok Gupta, CA**  
Practicing Chartered Accountant  
New Delhi

## **STATUTORY AUDITORS**

**M/s. V. Singhi & Associates**  
Four Mangoe Lane,  
Surendra Mohan Ghosh Sarani,  
Kolkata – 700 001, West Bengal

## **SECRETARIAL AUDITORS**

**M/s. Pratibha Khandelwal & Associates**  
F – 2/14, LIC Flats, Sector – 2,  
Vidhyadhar Nagar,  
Jaipur – 302039 (Rajasthan)

## **VISION/MISSION & OBJECTIVES**

### **1.1 VISION**

To emerge as a National player in the Primary Energy Sector, committed to provide energy security to the Country, by attaining environmentally and Socially Sustainable Growth , through best practices from Mine to Market.

### **MISSION**

The Mission of Central Coalfields Limited (CCL) is to produce and market the planned quantity of Coal and Coal products efficiently and economically in Eco-Friendly manner, with due regard to Safety, Conservation and Quality.

### **1.2 OBJECTIVES**

The major objectives of Central Coalfields Limited (CCL) are —

1. To optimize generation of internal resources by improving productivity of resources, prevent wastage and to mobilize adequate external resources to meet investment need.
2. To maintain high standards of Safety and strive for an accident free mining of Coal.
3. To lay emphasis on afforestation, protection of Environment and control of Pollution.
4. To undertake detailed exploration and plan for new Projects to meet the future Coal demand.
5. To modernize existing Mines.
6. To Develop technical know-how and organizational capability of Coal mining as well as Coal beneficiation and undertake, wherever necessary, applied research and development work related to Scientific exploration for greater extraction of Coal.
7. To improve the quality of life of employees and to discharge the corporate obligations to Society at large and the community around the Coalfields in particular.
8. To provide adequate number of skilled manpower to run the operations and impart technical and managerial training for up gradation of skill.
9. To improve consumer satisfaction.
10. To enhance the CSR activities specifically in the field of Health, Sanitation and Drinking Water in the Surrounding villages.

## OPERATIONAL STATISTICS

Year Ending 31st March	2017	2016	2015	2014	2013	2012
<b>1. (a) Production of Raw Coal :</b> <i>(Million Tonnes)</i>						
Underground	0.74	0.85	0.84	0.96	1.02	1.09
Opencast	66.31	60.47	54.81	49.06	47.04	46.91
<b>TOTAL</b>	<b>67.05</b>	<b>61.32</b>	<b>55.65</b>	<b>50.02</b>	<b>48.06</b>	<b>48.00</b>
<b>(b) Overburden Removal :</b> <i>(Million Cub.Mts.)</i>	<b>102.63</b>	<b>106.78</b>	97.38	59.02	63.31	65.68
<b>2. Off take (Raw Coal)</b> <i>(Million Tonnes)</i>						
Steel	0.03	0.34	0.65	0.32	1.07	4.04
Power	37.24	33.52	33.41	32.10	31.56	33.68
Cement	0.00	0.00	0.00	0.00	0.00	0.11
Fertilizer	0.22	0.24	0.24	0.27	0.64	0.95
Others	10.83	12.40	10.23	9.00	8.98	9.25
Coal Feed to Washeries	12.61	13.09	10.81	10.43	10.63	0.00
Colliery Consumption	0.00	0.00	0.00	0.00	0.01	0.01
<b>TOTAL</b>	<b>60.93</b>	<b>59.59</b>	<b>55.34</b>	<b>52.12</b>	<b>52.89</b>	<b>48.04</b>
<b>3. Average Manpower</b>	<b>42919</b>	44346	45849	47406	49076	51156
<b>4. Productivity :</b>						
(A) Average per Man per Year (Tonnes)	1562.25	1382.76	1213.81	1055.14	979.30	938.32
(B) Output per manshift (OMS) :						
(i) Underground (Tonnes)	0.29	0.32	0.29	0.33	0.33	0.32
(ii) Opencast (Tonnes)	9.81	8.91	7.56	6.26	6.09	5.79
(iii) Overall (Tonnes)	7.23	6.51	5.46	4.64	4.42	4.19
<b>5. Information — As per Cost Report</b>						
(i) Earning per Manshift (₹)	2985.56	2651.86	2507.87	2377.57	2174.95	1862.96
(ii) Avg. Cost of Production of Net Saleable Coal (₹ P.T.)	1048.85	1045.84	1099.43	1079.17	1020.42	1038.67
(iii) Avg. Sale Value of Production of Net Saleable Coal (₹ P.T.)	1414.25	1490.72	1435.90	1414.86	1423.22	1258.70

**FINANCIAL POSITION**

As per IND AS

(₹ in Crore)

	For the Year Ending 31st March	2017	2016
<b>(A) What is owned</b>			
	Gross Fixed Assets	7314.94	7028.40
	Less : Depreciation & Impairment	4647.79	4280.03
(1)	Net Fixed Assets	2667.15	2748.37
(2)	Capital Work -in -Progress	1141.23	303.40
(3)	Deferred Tax Assets	771.88	725.03
(4)	Non Current Investments	32.00	0.00
(5)	Long Term Loans & Other Financial Assets	723.64	1533.93
(6)	Other Non- Current Assets	1269.85	119.38
(7)	<b>Current Assets</b>		
	(i) (a) Inventory of coal,coke etc.	1925.17	1313.62
	(b) Inventory of stores & Spares etc.	164.78	172.54
	(c) Other Inventories	6.31	5.10
	(ii) Trade Receivables (Net)	1293.79	1365.43
	(iii) Cash & Bank Balances	1674.15	4058.77
	(iv) Current Investments	0.00	0.00
	(v) Short Term Loans & Other Financial Assets	367.89	383.26
	(vi) Other Current Assets	1525.93	1258.73
	<b>Total Current Assets (7)</b>	<b>6958.02</b>	<b>8557.45</b>
(8)	<b>Less : Current Liab &amp; Prov.</b>	<b>6568.79</b>	<b>5210.14</b>
	Trade Payables	134.22	178.60
	Other Current Liabilities.	3839.90	2634.57
	Short Term Provisions	1490.89	1467.97
	Short Term Borrowings	1103.78	929.00
(9)	<b>Net Current Assets (7 – 8)</b>	<b>389.23</b>	<b>3347.31</b>
	<b>TOTAL (A)</b>	<b>6994.98</b>	<b>8777.42</b>
<b>(B) What is owed</b>			
(1)	Long Term Borrowing	1200.00	0.00
(2)	Other Long Term Liabilities	243.75	214.48
(3)	Long Term Provisions	2305.81	2344.82
	<b>TOTAL (B)</b>	<b>3749.56</b>	<b>2559.30</b>
	<b>Net Worth (A-B)</b>	<b>3245.42</b>	<b>6218.12</b>
	Represented by		
1	Equity Capital	940.00	940.00
2	Reserves	2029.00	1958.94
3	Profit/Loss(+)/(-) (Surplus)	276.42	3319.18
	<b>Net Worth (1 to 3)</b>	<b>3245.42</b>	<b>6218.12</b>
	<b>Capital Employed excluding CWIP (A1+A9)</b>	<b>3056.38</b>	<b>6095.68</b>
	<b>Capital Employed including CWIP (A1+A2+A9)</b>	<b>4197.61</b>	<b>6399.08</b>

**INCOME AND EXPENDITURE STATEMENT**

As per IND AS

(₹ in Crore)

	For the Year Ending 31st March	2017	2016
<b>(A) Earned From</b>			
	Gross Sales	14899.71	13658.81
	Less:Excise Duty & Other Levies	4491.30	3123.51
1	Net Sales	10408.41	10535.30
2	Other Income (a to d)	928.16	763.15
a.	Subsidy for Sand Stowing & Protective Works	1.42	0.49
b.	Recovery of Transportation & Loading Cost (Net)	364.99	297.57
c.	Interest on Bank Deposits	255.12	329.98
d.	Other non- operating Income	306.63	135.11
	<b>TOTAL(A)</b>	<b>11336.57</b>	<b>11298.45</b>
<b>(B) Paid to / Provided for</b>			
1	Employee Benefit Expenses	4401.73	4009.92
	(a) Salary, Wages, Allowances, Bonus etc	3442.45	3133.76
	(b) Contribution to PF & Other Funds.	383.91	376.39
	(c) Gratuity	161.84	158.84
	(d) Leave Encashment	202.39	106.23
	(e) Others	211.14	234.70
2	Acretion/Decretion in Stock	(612.61 )	(135.99 )
3	Corporate Social Responsibility Expenses	30.29	212.90
4	Cost of Materials Consumed	799.50	807.63
5	Power & Fuel	290.92	294.40
6	Contractors (Including Repairs)	1526.25	1391.45
7	Finance Cost	71.88	77.26
8	Depreciation/Amortisation/Impairment	372.63	400.58
9	Provisions & Write-off	471.50	280.72
10	Overburden Removal Adjustment	91.03	(225.83 )
11	Other Expenses	1519.85	1076.80
	<b>TOTAL (B)</b>	<b>8962.97</b>	<b>8189.84</b>
12	<b>Profit/Loss for the Year (A-B)</b>	<b>2373.60</b>	<b>3108.61</b>
13	Tax Expenses	984.19	1179.21
14	<b>Profit from Continuing Operations</b>	<b>1389.41</b>	<b>1929.40</b>
	Other Comprehensive income	20.05	65.49
	Tax on Other Comprehensive Income	8.32	24.83
15	<b>Other Comprehensive income (After Tax)</b>	<b>11.73</b>	<b>40.66</b>
16	<b>Total Comprehensive income (After Tax)</b>	<b>1401.14</b>	<b>1970.06</b>
	Dividend ( Interim & Final)	3634.04	1711.74
	Tax on Dividend	739.80	348.47
	Transfer To General Reserve	70.06	95.74
	B/F from Previous Year	3319.18	3505.07
	Adjustment in Retained Earnings	0.00	0.00
	Cumulative Profit/Loss transferred to Balance Sheet.	276.42	3319.18
	Cumulative P&L (Before transfer to Reserves)	346.48	3414.92

**IMPORTANT FINANCIAL INFORMATION & RELATIVE RATIOS**

As per IND AS

**(A) FINANCIAL INFORMATION**

(₹ in Crore)

	For the Year Ending 31st March	2017	2016
<b>(A)</b>	<b>Related To Assets &amp; Liabilities</b>		
(1)	(i) No. of Equity Shares of ₹ 1000/- each.	9400000	9400000
	(ii) Shareholders' Fund		
	(a) Equity	940.00	940.00
	(b) Reserves	2029.00	1958.94
	(c) Accumulated Profit/Loss (+)/(-)(Surplus)	276.42	3319.18
	Net Worth	3245.42	6218.12
(2)	(a) Long Term Borrowings incl. current maturities.	<b>1500.00</b>	<b>0.00</b>
	(b) Long Term Borrowings excl. current maturities.	1200.00	0.00
(3)	Net Fixed Assets	2667.15	2748.37
(4)	(i) Current Assets	6958.02	8557.45
	(ii) Current Liabilities	6568.79	5210.14
	Net Current Assets/ Working Capital	389.23	3347.31
(5)	(i) Capital Employed (3+4)	3056.38	6095.68
	(ii) Capital Work -in -Progress	1141.23	303.40
	Capital Employed including CWIP	4197.61	6399.08
(6)	(a) Trade Receivables (Net)	1293.79	1365.43
	(b) Cash & Bank Balances	1674.15	4058.77
(7)	Closing Stock of:		
	(a) Stores & Spares (Net)	164.78	172.54
	(b) Coal & Cokes etc. (Net)	1925.17	1313.62
	(C) Other Inventories (Net)	6.31	5.10
(8)	Average Stock of Stores & Spares (Net)	168.66	169.71
<b>(B)</b>	<b>Related To Profit/Loss</b>		
(1)	(a) Gross Margin (PBDIT)	2838.16	3651.94
	(b) Gross Profit (PBIT)	2465.53	3251.36
	(c) Profit Before Tax (including Other Comp. Income)	2393.65	3174.10
	(d) Total Comprehensive income (After Tax)	1401.14	1970.06
	(e) Net Profit (After Tax, Dividend & DDT)	(2972.70 )	(90.15 )
(2)	(a) Gross Sales	14899.71	13658.81
	(b) Net Sales (after levies)	10408.41	10535.30
	(c) Sale Value of Production	11021.02	10671.29
(3)	Cost of Goods Sold (Net Sales-Profit)	8014.76	7361.20
(4)	(a) Total Expenditure	8962.97	8189.84
	(b) Employee Benefit Expenses	4401.73	4009.92
	(c) Cost of Materials Consumed	799.50	807.63
	(d) Power & Fuel	290.92	294.40
	(e) Finance Cost & Depreciation	444.51	477.84
(5)	Avg.consump.of Stores & spares (Gross) per month	66.63	67.30
(6)	(a) Avg.manpower employed during the year	42919	44346
(7)	(a) Value Added	9930.66	9569.33
	(b) Value Added per employee (₹ '000)	2313.84	2157.88



**IMPORTANT FINANCIAL INFORMATION & RELATIVE RATIOS**

As per IND AS

**(A) FINANCIAL RATIOS/PERCENTAGES**

	For the Year Ending 31st March	2017	2016
(A)	PROFITABILITY RATIOS		
(1)	AS % NET SALES		
	(a) Gross Margin	27.27	34.66
	(b) Gross Profit	23.69	30.86
	(c) Profit Before Tax (including Other Comp. Income)	23.00	30.13
(2)	AS % TOTAL EXPENDITURES		
	(a) Employee Benefit Expenses	49.11	48.96
	(b) Cost of Material Consumed	8.92	9.86
	(c) Power & Fuel	3.25	3.59
	(d) Interest & Depreciation	4.96	5.83
(3)	AS % CAPITAL EMPLOYED		
	(a) Gross Margin	92.86	59.91
	(b) Gross Profit	80.67	53.34
	(c) Profit Before Tax	78.32	52.07
(4)	OPERATING RATIO (SALES-PROFIT/SALES)	0.77	0.70
(B)	LIQUIDITY RATIO		
	(1) Current Ratio (Current Asset/Current Liability)	1.06	1.64
	(2) Quick Ratio (Quick Asset/Current Liability)	0.74	1.36
(C)	TURNOVER RATIOS		
	(1) Capital turnover Ratio (Net Sales/Capital Employed)	3.41	1.73
	(2) Trade Receivables as no. of months		
	(a) Gross Sales	1.04	1.20
	(b) Net Sales	1.49	1.56
	(3) As Ratio of Net Sales		
	(a) Trade Receivables	0.12	0.13
	(b) Stock of Coal, Coke, W/Coal etc.	0.18	0.12
	(4) Stock of Stores & Spares		
	(a) Avg. Stock/Annual Consumption	0.21	0.21
	(b) Closing Stock in terms of no. of months consumption	2.47	2.56
	(5) Stock of Coal, Coke, W/Coal etc		
	(a) As no. of months Value of Production	2.10	1.48
	(b) As no. of months of Cost of Goods Sold	2.88	2.14
	(c) As no. of months Net Sales	2.22	1.50
(D)	STRUCTURAL RATIOS		
	(1) Debt:Equity	1.28	0.00
	(2) Debt:Net worth	0.37	0.00
	(3) Net worth:Equity	3.45	6.62
	(4) Net Fixed Assets:Net worth	0.82	0.44
(E)	SHAREHOLDERS INTEREST		
	(1) Book Value of Share (₹) (Net Worth/ No of Equity)	3452.57	6615.02
	(2) Dividend per Share (₹)	3866.00	1821.00

## FINANCIAL POSITION

**As per Revised Schedule VI for the Year 2012 to 2014 and  
As per Schedule III of Companies Act, 2013 for the Year for 2015**

(₹ in Crore)

	For the Year Ending 31st March	2015	2014	2013	2012
(A)	What is owned				
	Gross Fixed Assets	5459.57	5116.32	4805.64	4778.18
	Less : Depreciation & Impairment	3705.82	3502.93	3407.82	3290.34
(1)	Net Fixed Assets	1753.75	1613.39	1397.82	1487.84
(2)	Capital Work -in -Progress	583.38	509.71	321.96	259.15
(3)	Deferred Tax Assets	620.47	566.31	579.37	502.51
(4)	Non Current Investments	0.00	9.43	18.85	28.27
(5)	Long Term Loans & Advances	111.58	70.75	208.66	171.16
(6)	Other Non- Current Assets	810.05	520.05	0.00	0.00
(7)	Current Assets:				
	(i) (a) Inventory of coal, coke etc.	1178.54	1067.28	1103.23	1379.68
	(b) Inventory of stores & Spares etc	166.87	147.18	149.67	146.87
	(c) Other Inventories	5.73	4.87	5.74	4.95
	(ii) Trade Receivables (Net)	1465.57	1875.72	1533.87	1078.66
	(iii) Cash & Cash Equivalents.	3947.62	2816.37	3560.44	3986.20
	(iv) Current Investments	403.79	605.10	109.42	9.42
	(v) Short Term Loans & Advances	827.17	729.48	577.04	576.65
	(vi) Other Current Assets	526.01	434.77	439.54	370.68
	<b>Total Current Assets (7)</b>	<b>8521.30</b>	<b>7680.77</b>	<b>7478.95</b>	<b>7553.11</b>
(8)	Less : Current Liab & Prov.	4181.50	4250.67	4017.45	4351.98
	Trade Payables	108.46	91.32	78.99	74.39
	Other Current Liabilities.	2662.20	2774.77	2362.29	2468.81
	Short Term Provisions	1410.84	1384.58	1576.17	1808.78
	Short Term Borrowings	0.00	0.00	0.00	0.00
	Net Current Assets (7 – 8)	4339.80	3430.10	3461.50	3201.13
	<b>TOTAL (A)</b>	<b>8219.03</b>	<b>6719.74</b>	<b>5988.16</b>	<b>5650.06</b>
(B)	<b>What is owed</b>				
	(1) Long Term Borrowing	0.00	0.00	69.92	87.54
	(2) Other Long Term Liabilities	34.34	32.37	17.09	3.26
	(3) Long Term Provisions	2372.31	2184.42	1893.07	2121.88
	<b>TOTAL (B)</b>	<b>2406.65</b>	<b>2216.79</b>	<b>1980.08</b>	<b>2212.68</b>
	<b>Net Worth (A-B)</b>	<b>5812.38</b>	<b>4502.95</b>	<b>4008.08</b>	<b>3437.38</b>
	Represented by				
1	Equity Capital	940.00	940.00	940.00	940.00
2	Reserves	1863.20	1589.17	1307.04	1012.96
3	Profit/Loss(+)/(-) (Surplus)	3009.18	1973.78	1761.04	1484.42
	<b>Net Worth (1 to 3)</b>	<b>5812.38</b>	<b>4502.95</b>	<b>4008.08</b>	<b>3437.38</b>
	<b>Capital Employed</b>	<b>6093.55</b>	<b>5043.49</b>	<b>4859.32</b>	<b>4688.97</b>

## INCOME AND EXPENDITURE STATEMENT

As per Revised Schedule VI for the Year 2012 to 2014 and  
As per Schedule III of Companies Act, 2013 for the Year 2015

(₹ in Crore)

For the Year Ending 31st March		2015	2014	2013	2012
<b>(A) Earned From</b>					
	Gross Sales	11781.43	10493.37	10580.10	9005.34
	Less : Levies (Excise Duty & Other Levies)	2306.44	1937.36	2023.86	1473.22
1	Net Sales	9474.99	8556.01	8556.24	7532.12
2	Other Income (a to d)	597.54	624.94	681.64	565.28
	(a) Subsidy for Sand Stowing & Protective Works	0.35	1.74	2.01	2.53
	(b) Recovery of Transportation & Loading Cost	252.98	228.56	199.47	203.89
	(c) Interest on Bank Deposits	251.47	300.47	359.81	293.31
	(c) Other non- operating Income	92.74	94.17	120.35	65.55
	<b>TOTAL (A)</b>	<b>10072.53</b>	<b>9180.95</b>	<b>9237.88</b>	<b>8097.40</b>
<b>(B) Paid to \Provided for</b>					
1	Employee Benefit Expenses	3897.19	3509.20	3522.47	3492.50
	(a) Salary, Wages, Allowances, Bonus etc	2777.98	2669.31	2454.02	2244.21
	(b) Contribution to PF & Other Funds.	366.87	340.44	383.30	245.80
	(c) Gratuity	101.53	67.46	177.06	481.61
	(d) Leave Encashment	168.36	23.97	102.43	167.69
	(e) Others	482.45	408.02	405.66	353.19
2	Acretion/Decretion in Stock	(112.07 )	36.74	275.71	(86.50 )
3	Welfare Expenses*	0.00	76.73	63.31	24.56
4	Corporate Social Responsibility Expenses	48.87	0.00	0.00	0.00
5	Cost of Materials Consumed	837.64	733.93	625.73	577.27
6	Power & Fuel	278.19	266.58	358.82	265.45
7	Contractors (Including Repairs)	1166.96	724.06	669.13	638.37
8	Finance Cost	1.08	7.98	7.55	3.58
9	Depreciation/Amortisation/Impairment	312.55	254.10	235.21	220.80
10	Provisions & Write-off	170.98	182.66	279.36	183.37
11	Overburden Removal Adjustment	(44.77 )	241.66	(43.53 )	188.59
12	Other Expenses	742.46	632.71	584.23	659.66
13	Prior Period Adjustment	33.11	(11.27 )	(23.67 )	(40.49 )
	<b>TOTAL (B)</b>	<b>7332.19</b>	<b>6655.08</b>	<b>6554.32</b>	<b>6127.16</b>
	<b>Profit/Loss for the Year (A-B)</b>	<b>2740.34</b>	<b>2525.87</b>	<b>2683.56</b>	<b>1970.24</b>
	Tax on Profit	969.73	854.11	797.95	650.69
	Dividend ( Interim & Proposed)	354.74	1003.05	1131.37	791.74
	Tax on Dividend	71.85	173.84	183.54	128.44
	Transfer To General Reserve	274.03	252.59	268.36	197.02
	Transfer To Reserve for CSR	0.00	27.26	24.00	23.76
	Transfer To Reserve for SD	0.00	2.28	1.72	0.00
	B/F from Previous Year	1973.78	1761.04	1484.42	1305.83
	Adjustment in Retained Earnings**	34.59	-	-	-
	Cumulative Profit/Loss transferred to Balance Sheet.	3009.18	1973.78	1761.04	1484.42
	Cumulative P&L (Before transfer to Reserves)	3283.21	2255.91	2055.12	1705.20

\* For the compliance of Schedule III of Companies Act 2013, CSR Expenditure is shown separately under Note 25 in the Financial statement and other Welfare Expenses, according to their nature is regrouped under Note 24 i.e Employee Benefit Expenses and Note- 31 i.e Other Expenses.

Prior to Financial Year 2014-15 CSR Expenses were grouped under the head Welfare Expenses.

\*\* Due to enactment of Schedule II of Companies Act, 2013 w.e.f 01.04.2014 in respect of depreciation, retained earning has been reduced by ₹ 34.59 crores in F.Y. 2014-15.

**IMPORTANT FINANCIAL INFORMATION & RELATIVE RATIOS**

As per Revised Schedule VI for the Year 2012 to 2014 and  
As per Schedule III of Companies Act, 2013 for the Year 2015

**(A) FINANCIAL INFORMATION**

(₹ in Crore)

	For the Year Ending 31st March	2015	2014	2013	2012
<b>(A)</b>	<b>Related To Assets &amp; Liabilities</b>				
(1)	(i) No. of Equity Shares of Rs 1000 each.	9400000	9400000	9400000	9400000
	(ii) Shareholders' Fund				
	(a) Equity	940.00	940.00	940.00	940.00
	(b) Reserves	1863.20	1589.17	1307.04	1012.96
	(c) Accumulated Profit/Loss (+)/(-)(Surplus)	3009.18	1973.78	1761.04	1484.42
	Net Worth	5812.38	4502.95	4008.08	3437.38
(2)	(a) Long Term Borrowings incl. current maturities.	0.00	0.00	86.90	104.32
	(b) Long Term Borrowings excl. current maturities.	0.00	0.00	69.92	87.54
(3)	Capital Employed	6093.55	5043.49	4859.32	4688.97
(4)	(i) Net Fixed Assets	1753.75	1613.39	1397.82	1487.84
	(ii) Current Assets	8521.30	7680.77	7478.95	7553.11
	(iii) Current Liabilities	4181.50	4250.67	4017.45	4351.98
(5)	(a) Trade Receivables (Net)	1465.57	1875.72	1533.87	1078.66
	(b) Cash & Cash Equivalents.	3947.62	2816.37	3560.44	3986.20
(6)	Closing Stock of:				
	(a) Stores & Spares (Net)	166.87	147.18	149.67	146.87
	(b) Coal & Cokes etc. (Net)	1178.54	1067.28	1103.23	1379.68
	(c) Other Inventories (Net)	5.73	4.87	5.74	4.95
(7)	Average Stock Of Stores & Spares (Net)	157.03	148.43	148.27	145.22
<b>(B)</b>	<b>Related To Profit/Loss</b>				
(1)	(a) Gross Margin	3053.97	2786.55	2924.86	2192.89
	(b) Gross Profit	2741.42	2532.45	2689.65	1972.09
	(c) Profit Before Tax	2740.34	2525.87	2683.56	1970.24
	(d) Net Profit (After Tax)	1770.61	1671.76	1885.61	1319.55
	(e) Net Profit (After Tax & Dividend)	1344.02	494.87	570.70	399.37
(2)	(a) Gross Sales	11781.43	10493.37	10580.10	9005.34
	(b) Net Sales (after levies)	9474.99	8556.01	8556.24	7532.12
	(c) Sale Value of Production	9587.06	8519.27	8280.53	7618.62
(3)	Cost of Goods Sold(Net Sales-Profit)	6734.65	6030.14	5872.68	5561.88
(4)	(a) Total Expenditure	7332.19	6655.08	6554.32	6127.16
	(b) Employee Benefit Expenses	3897.19	3509.20	3522.47	3492.50
	(c) Cost of Materials Consumed	837.64	733.93	625.73	577.27
	(d) Power & Fuel	278.19	266.58	358.82	265.45
	(e) Finance Cost & Depreciation	313.63	262.08	242.76	224.38
(5)	Avg.consump.of Stores & spares (Gross) per month	69.80	61.16	52.14	48.11
(6)	(a) Avg.manpower employed during the year	45849	47406	49076	51156
(7)	(a) Value Added	8471.30	7519.02	7296.51	6776.45
	(b) Value Added per employee (Rs 000)	1847.67	1586.09	1486.78	1324.66

**IMPORTANT FINANCIAL INFORMATION & RELATIVE RATIOS**

As per Revised Schedule VI for the Year 2012 to 2014 and  
As per Schedule III of Companies Act, 2013 for the Year 2015

**(B) FINANCIAL RATIOS\PERCENTAGES**

	For the Year Ending 31st March	2015	2014	2013	2012
<b>(A) PROFITABILITY RATIOS</b>					
(1) AS % NET SALES					
(a) Gross Margin		32.23	32.57	34.18	29.11
(b) Gross Profit		28.93	29.60	31.43	26.18
(c) Profit before Tax		28.92	29.52	31.36	26.16
(2) AS % TOTAL EXPENDITURES					
(a) Employee Benefit Expenses		53.15	52.73	53.74	57.00
(b) Cost of Material Consumed		11.42	11.03	9.55	9.42
(c) Power & Fuel		3.79	4.01	5.47	4.33
(d) Interest & Depreciation		4.28	3.92	3.68	3.63
(3) AS % CAPITAL EMPLOYED					
(a) Gross Margin		50.12	55.25	60.19	46.77
(b) Gross Profit		44.99	50.21	55.35	42.06
(c) Profit Before Tax		44.97	50.08	55.23	42.02
(4) OPERATING RATIO (SALES-PROFIT/SALES)		0.71	0.70	0.69	0.74
<b>(B) LIQUIDITY RATIO</b>					
(1) Current Ratio (Current Asset/Current Liability)		2.04	1.81	1.86	1.74
(2) Quick Ratio (Quick Asset/Current Liability)		1.71	1.52	1.55	1.38
<b>(C) TURNOVER RATIOS</b>					
(1) Capital turnover Ratio (Net Sales/Capital Employed)		1.55	1.70	1.76	1.61
(2) Trade Receivables as no. of months					
(a) Gross Sales		1.49	2.15	1.74	1.44
(b) Net Sales		1.86	2.63	2.15	1.72
(3) As Ratio of Net Sales					
(a) Trade Receivables		0.15	0.22	0.18	0.14
(b) Stock of Coal, Coke, W/Coal etc.		0.12	0.12	0.13	0.18
(4) Stock Of Stores & Spares					
(a) Avg. Stock/Annual Consumption		0.19	0.20	0.24	0.25
(b) Closing Stock in terms of no.of months consumption		2.39	2.41	2.87	3.05
(5) Stock of Coal, Coke, W/Coal etc					
(a) As no. of months Value of Production		1.48	1.50	1.60	2.17
(b) As no. of months of Cost of Goods Sold		2.10	2.12	2.25	2.98
(c) As no. of months Net Sales		1.49	1.50	1.55	2.20
<b>(D) STRUCTURAL RATIOS</b>					
(1) Debt:Equity		0.00	0.00	0.07	0.09
(2) Debt:Net worth		0.00	0.00	0.02	0.03
(3) Net worth:Equity		6.18	4.79	4.26	3.66
(4) Net Fixed Assets:Net worth		0.30	0.36	0.35	0.43
<b>(E) SHAREHOLDERS INTEREST</b>					
(1) Book Value of Share (Rs) (Net Worth/ No of Equity)		6183.38	4790.37	4263.91	3656.79
(2) Dividend per Share (Rs)		377.38	1067.07	1203.59	842.28

## DIRECTORS' REPORT

To

**The Shareholders,**

Central Coalfields Limited

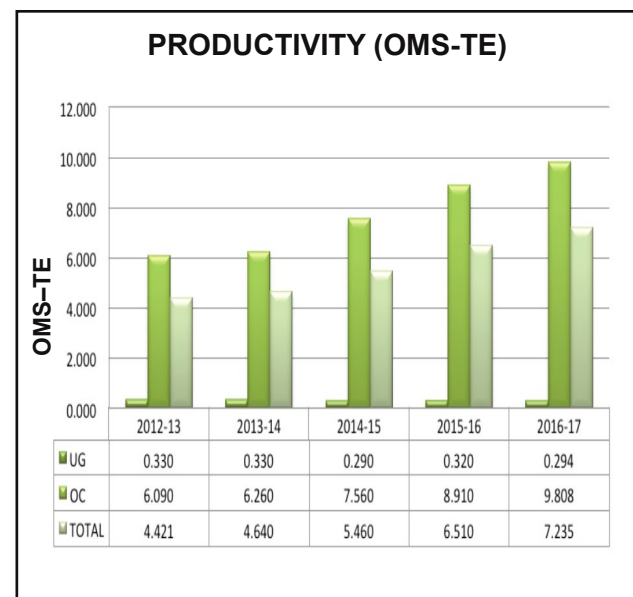
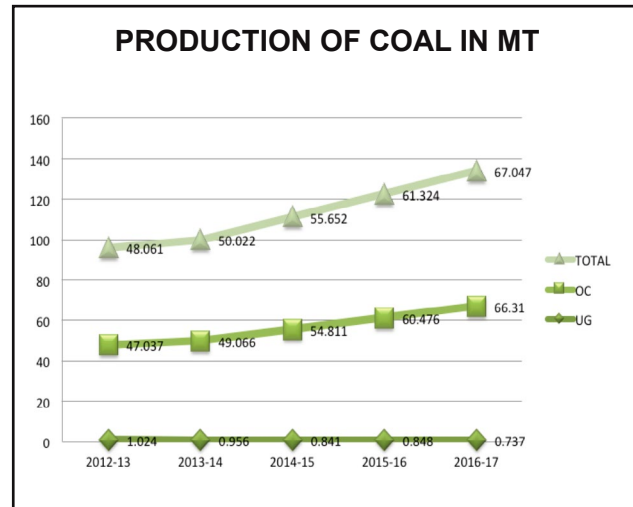
Members,

I, on behalf of the Board of Directors have great pleasure in presenting to you the 61<sup>st</sup> Annual Report of your Company along with the Audited Financial Statements for the year ended 31<sup>st</sup> March, 2017. The Audited Financial Statements, report of the Statutory Auditors and Management's reply thereon as well as comments of the Comptroller & Auditor General of India on the audited Accounts are annexed to this report.

### 1. PRODUCTION

The Production and Productivity figures achieved by your Company during the year 2016-17 as compared to the actual of 2015-16 is as under :

Particulars	2016-17		2015-16	% Growth over last year
	Target	Actual	Actual	
<b>PRODUCTION</b>				
From OC (MT)	66.100	66.310	60.476	9.647
From UG (MT)	0.900	0.737	0.848	-13.140
<b>TOTAL (MT)</b>	<b>67.000</b>	<b>67.047</b>	<b>61.324</b>	<b>9.332</b>
<b>OBR (MM<sup>3</sup>)</b>	<b>105.000</b>	<b>102.630</b>	<b>106.778</b>	<b>-3.884</b>
<b>WASHED COAL (COKING)</b>				
Production (MT)	1.334	1.139	1.471	-22.567
Dispatch (MT)	—	1.224	1.375	-10.993
<b>WASHED COAL (NON-COKING)</b>				
Production (MT)	6.736	8.942	8.653	3.335
Dispatch (MT)	—	8.338	8.950	-6.836
<b>PRODUCTIVITY (OMS-Te)</b>				
OC	—	9.808	8.910	
UG	—	0.294	0.320	
<b>OVERALL</b>	<b>—</b>	<b>7.235</b>	<b>6.510</b>	



**Thus your Company has achieved 67.047 MT. This is Excellent Rating for Coal production against 67.000 MT of MoU Target 2016-17.**

### 2. WASHERY PERFORMANCE

Your Company is in the business of washing of Coking Coal as well as Non-Coking Coal. There are five Coking Coal Washeries and two Washeries for washing / beneficiation of Non-Coking Coal.

- ❖ CCL Washeries have contributed ₹ 450.52 Crore towards overall profit in the year 2016-17.

**Achievement**

- ❖ Non-Coking coal washeries have achieved 0.33% growth in 2016-17 in raw coal consumption over 2015-16.
- ❖ Non-Coking coal washeries have achieved 3.34% growth in 2016-17 in washed coal production over 2015-16.

**Exemplary work**

- ❖ Renovation Work of jigs of Piparwar Washery has been done.
- ❖ Secondary crusher has been installed at Kathara Washery.

**COKING COAL WASHERIES**

- ❖ Washed Coking Coal production during 2016-17 has been 11.39 lakh tonne.
- ❖ Coking Coal Washeries have contributed a profit of ₹ 227.04 Crore during 2016-17.
- ❖ Washery wise production and yield for 2016-17 vis-à-vis the last year is given below :

Washery	Production (lakh tonne)		Yield Percentage	
	2016-17	2015-16	2016-17	2015-16
Kathara	0.778	1.393	16.98	23.97
Sawang	0.714	0.788	14.89	16.59
Rajrappa	5.921	7.342	42.46	49.01
Kedla	3.948	3.682	40.67	38.35
Kargali	0.024	1.506	39.01	50.51
<b>Total</b>	<b>11.39</b>	<b>14.712</b>	<b>34.41</b>	<b>38.59</b>

**NON-COKING COAL WASHERIES**

- ❖ Washed Non-Coking Coal production during 2016-17 has been 89.42 lakh tonne.
- ❖ Non-Coking Coal Washeries have contributed a profit of ₹ 223.48 Crore during 2016-17.
- ❖ Washery wise production and yield for 2016-17 vis-à-vis the last year is given below :

Washery	Production (lakh tonne)		Yield percentage	
	2016-17	2015-16	2016-17	2015-16
Piparwar	88.096	84.755	97.13	94.89
Gidi	1.319	1.771	56.26	51.82
<b>Total</b>	<b>89.415</b>	<b>86.526</b>	<b>96.10</b>	<b>93.31</b>

**2 (A) STATUS OF NEW WASHERIES PROPOSED FOR CONSTRUCTION****1. Ashok Non-Coking coal Washery (10.0 MTY) under BOM concept**

The matter is *sub-Judice* at Hon'ble Jharkhand High Court.

**2. Konar Non-Coking coal Washery (7.0 MTY)**

(i) In principle approval of CCL Board accorded on 24.05.2016 for setting up of 7.0MTY Konar Washery on Dry Technology under BOO concept.

(ii) Draft NIT for setting up of the Washery on Dry Technology under BOO concept published on 02.07.2016 inviting suggestions/ comments of the prospective bidders.

(iii) Pre NIT meeting held on 18.07.2016. Based on the comments/ suggestions the committee recommended for open technology i.e. Dry /wet/combination of Dry and Wet Technology in the interest of the company.

(iv) In principle approval for setting up of the Washery with freedom of beneficiation technology i.e. Dry/ wet/ combination of dry & wet accorded by the CCL Board on 21.02.2017.

**3. Karo Non-Coking Coal Washery (3.5 MTY)**

(i) Global tender for setting up of 3.5 MTY Karo Washery with e-Reverse Action floated on 17.06.2016.

(ii) Tender opened on 01.08.2016. Scrutiny of Techno-commercial documents of L-1 bidder done.

- (iii) Restriction on the 3.5MTY Karo BOM tender imposed by MoC while financial evaluation of the offer was under process. The tender is put on hold.
- (iv) The restriction imposed is still continuing.

**4. 5.25 Topa Coking Coal Washery**

- (i) In principle approval accorded by CCL Board for setting up the Washery on BOO concept on 21.02.2017.
- (ii) Study for setting up of coking coal Washery to produce 13% ash is under study by a committee constituted by MoC for which fresh samples have been collected by CIMFR.

**5. Tapin (4.0 MTY) coking coal and New Kargali (4.0 MTY) coking coal Washeries**

- (i) In principle approval accorded by CCL Board on 21.02.2017 for setting up of above Washeries on BOO concept.
- (ii) Raw Coal samples collected by IIT(ISM) and CIMFR, Dhanbad for study of feasibility of producing 13% ash clean coal.

**(B) ACHIEVEMENTS OF WASHERY CONSTRUCTION DEPARTMENT IN YEAR 2016-17**

- (i) Global Tender floated for setting of 3.5 MTY Karo Non-Coking Coal Washery with e-Reverse Auction under BOM concept. Techno-commercial offer of L1 bidder scrutinized.
- (ii) Draft NIT for setting up of 7.0 MTY Non-Coking Coal Konar Washery with Dry Technology on BOO Concept inviting suggestions/ comments from the prospective bidders prepared and published on 02/7/2016. Based on the suggestions received, it has been decided to set up 7.0 MTY Konar Non-Coking Coal Washery on BOO

concept with freedom of Beneficiation Technology i.e. Dry/wet/combination of Dry and wet. In principle approval accorded by CCL Board for setting up Konar Washery on BOO concept with freedom of beneficiation technology. Tender document under preparation.

- (iii) Planning to set up 3 new coking coal Washeries, viz. 5.25 MTY Topa, 4.0MTY Tapin and 4.0 MTY New Kargali. In principle approval accorded by CCL Board for setting up of above Washeries on BOO concept with freedom of Beneficiation Technology.
- (iv) Planning to renovate existing Kedla, Rajrappa and Sawang Coking coal Washeries for enhancement of capacity utilization. Technical Studies for renovation taken up.

**3. OFFTAKE**

The total Off take of Raw Coal during 2016-17 was 60.934 Million Tones. The Mode-wise details of off take compared to that of last year is as under :

(Figs. in Million Tonnes)

Mode	2016-17	2015-16	Growth over last year
Rail	30.260	26.771	13.03%
Road	18.059	19.725	(-) 8.44%
Feed to Washery	12.614	13.086	(-) 3.61%
Colliery Consumption	0.001	0.001	—
<b>Total Offtake</b>	<b>60.934</b>	<b>59.583</b>	<b>2.27%</b>

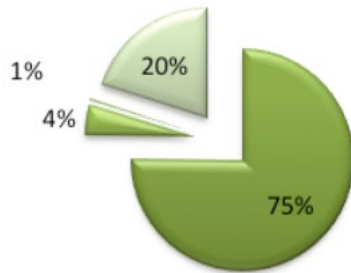
During the year 2016-17, CCL has recorded 13.03% growth in dispatches through Rail mode. CCL achieved a growth of 2.27% in offtake over last year.

**Thus your Company has achieved 57.623 MT for the parameter “Supply/Despatch of Non-Coking Coal (including coking coal)”. This is Excellent Rating against 57.44 MT of MoU Target 2016-17.**



### SECTOR WISE DESPATCH OF COAL (In MT)

■ Power ■ Steel ■ Fertilizer ■ Others



The total despatch during 2016-17 was 60.575 Million Tones. Sector-wise dispatches of coal and its different by-products during the year 2016-17 are given below :

(Fig in million tonnes)

Sector	Raw Coal	Clean Coal	Non-Coking washed Coal	Washed Coal Power	Slurry	Rejects	Total
Power	37.241	0.000	7.958	0.351	0.000	0.000	45.55
Steel (incl. Steel cpp)	0.027	1.224	0.380	1.008	0.000	0.000	2.639
Fertilizer	0.221	0.000	0.000	0.000	0.000	0.000	0.221
Others*	10.830	0.000	0.000	0.000	0.306	1.030	12.165
<b>Total</b>	<b>48.319</b>	<b>1.224</b>	<b>8.338</b>	<b>1.359</b>	<b>0.306</b>	<b>1.030</b>	<b>60.575</b>

\* Others include Spot e-auction, Exclusive e-Auction, Erstwhile noncore consumers, Sponge Iron, CPP and State Agencies.

#### 4. COAL STOCK

The stock of Raw Coal\* as on 31st March 2017 stood at 17.573 Million Tones as against 11.460 Million Tonnes as on 31.03.2016.

(\* Raw Coal stock at all producing units, washeries and coke plant)

#### 5. TURNOVER AND SALES REALIZATION

During the year 2016-17 the Gross Sales Turnover of the Company was ₹ 14,899.71 Crores and the Sales Realisation was ₹ 15,774.62 Crores

(including advance received from customers). The Sector wise position of Debtors (Gross) as on 31st Mar'2017 is given below :

(Figs. in ₹ Crore)

Sector	As on 31.03.2017 (₹)	As on 31.03.2016 (₹)
Power	1186.38	1314.59
Steel	943.10	687.68
Others	40.33	92.49
<b>Total</b>	<b>2169.81</b>	<b>2094.76</b>

#### 6. POPULATION AND PERFORMANCE OF HEMM

The population of HEMM in Mechanized Opencast Mines of CCL as on 31.03.2017 against that of 31.03.2016 is given below :

HEMM	Population As On	
	31.03.2017	31.03.2016
Shovel	116	120
Dumper	416	436
Dozer	134	153
Drill	113	120
<b>TOTAL</b>	<b>779</b>	<b>829</b>

HEMM	%Availability		%Utilization			
	Norms	Actual		Norms	Actual	
		2016-17	2015-16		2016-17	2015-16
Shovel	80	82.7	82.3	58	40.2	44.0
Dumper	67	79.7	79.6	50	37.0	37.4
Dozer	70	67.2	69.5	45	21.5	20.7
Drill	78	84.4	86.2	40	27.9	29.1

## 7. SYSTEM CAPACITY UTILISATION

System Capacity for 2016-17 assessed as on 01.04.16 (MM <sup>3</sup> )	Achievement of Production by OC mines (2016-17)			% Capacity Utilization	
	Coal (MT)	OBR (MM <sup>3</sup> )	Composite (MM <sup>3</sup> )	2016-17	2015-16
140.49	66.310	102.629	144.865	103.10	115.79

## 8. COAL MARKETING

### 8.1 Demand Satisfaction as per AAP

(Fig. in Million Tonne)

Sector	Demand (AAP)	Dispatch	% Satisfaction	Demand (AAP)	Dispatch	% Satisfaction	Growth over last year
	2016-17	2016-17	2016-17	2015-16	2015-16	2015-16	
Steel (Incl. Steel CPP)	3.860	2.639	68.26	4.450	2.793	62.76	(-) 5.67
Power	44.800	45.550	101.67	44.300	43.010	0.97	5.91
Fertilizer	0.300	0.221	73.66	0.250	0.239	0.96	(-) 7.54
Cement	0.000	0.000	0.00	0.000	0.000	0.00	0.00
Others	18.040	12.165	68.06	11.600	13.855	1.19	(-) 11.38
<b>Total</b>	<b>67.000</b>	<b>60.575</b>	<b>90.41</b>	<b>60.600</b>	<b>59.897</b>	<b>0.99</b>	<b>1.13</b>

The overall growth in dispatch during 2016-17 is 1.13% over last year.

### 8.2 Wagon Loading

The coalfield wise wagon loading position for the year 2016-17 & 2015-16 is given below :

(Fig. in Rakes/Day)

Railway Fields	2016-17	2015-16	Growth over last year
South Karanpura	4.1	4.7	(-) 12.36
North Karanpura	16.6	14.9	11.30
<b>Sub Total Karanpura</b>	<b>20.7</b>	<b>19.6</b>	<b>5.62</b>
Jharia	8.6	7.5	14.42
<b>Total E.C.Railway</b>	<b>29.3</b>	<b>27.1</b>	<b>8.06</b>
Giridih	0.3	0.4	(-) 31.61
<b>Total Eastern Railway</b>	<b>0.3</b>	<b>0.4</b>	<b>(-) 31.61</b>
Ranchi	1.0	0.9	7.78
<b>Total S.E.Railway</b>	<b>1.0</b>	<b>0.9</b>	<b>7.78</b>
<b>Total CCL</b>	<b>30.5</b>	<b>28.4</b>	<b>7.49</b>

## 8.3 e-Auction of Coal

The performance of spot e-auction during the period 2016-17 is as under :

Period	Spot e-Auction Scheme	Offered Qty (Million Tones)	Booked Qty (Million Tones)	Gain over Notified Price (Rs in Lakh)	% gain over Notified Price
2016-17	Rail	0	0	0	0
	Road	27.244	7.710	28969.3	26%
	Slurry	0.826	0.332	1711.8	28%
	Rejects	1.873	0.892	3336.7	43%
<b>Total</b>		<b>29.943</b>	<b>8.934</b>	<b>34017.8</b>	<b>27%</b>

Raw coal quantity offered in Spot e-Auction during 2016-17 was about 40.6% of coal production.

## 9. SIZING AND CRUSHING OF COAL

As on 31st March'2017, CCL owned 25 nos. Feeder Breakers at its different projects and 3 nos. Coal Handling Plants at Giddi A, Sirka (in Argada Area) and Bhurkunda (in Barka Sayal Area) having capacity to crush ROM coal to (-)100mm output size with cumulative crushing capacity of 23.46 MTY. Moreover, a capacity addition of 1.00 MTY (-)100mm output size Feeder Breaker at Jharkhand OCP is expected in the month of April'2017. Besides above, ROM coal is crushed to (-)200mm size through In-pit crusher which is further downsized to (-)100mm through secondary crusher before feeding to Piparwar Washery. There is also a facility of ROM coal received through Dump Hopper where ROM coal is crushed to (-)200mm by primary crushers which is further downsized to (-)100 mm by secondary crusher.

In addition to this, tender was awarded for 23 nos. of hired crushers having total crushing capacity 28.83 MTY, out of which 18 nos. of crushers were successfully deployed with total crushing capacity of 23.88 MTY by the end of March'2017. For the remaining 5 nos. crushers, a capacity addition of 4.95 MTY is expected in April'2017. These hired crushers deliver an output size of (-)100mm as well. In addition to above crushing capacity, a substantial quantity of coal is crushed through 10 nos. of outsourced Surface Miners efficiently running in Magadh & Amrapali (5 nos.), Ashoka project (3 nos.), Piparwar project (2 nos.) as on 31st March'2017.

During 2016-17 about 32.85 million Tonne of coal was crushed through CHPs, Feeder Breakers, In-pit Crusher, Dump Hopper & Surface Miners.

## 10. PERFORMANCE OF WEIGHBRIDGES

Efforts have been made to ensure 100 % weighment of coal before dispatch. At present, thirty-two Rail weighbridges are operational to weigh the coal dispatch by rail. These thirty-two Rail weighbridges include 8 nos. of stand by Rail Weighbridges located at RCM, Ray, McCluskieganj, KDH, KD Old, N.R, Tarmi and Jarandih. In 2016-17, 1 no. 120T in-motion WB has been commissioned at Chainpur siding under Hazaribagh area replacing Sarubera – I & II Rail WBs in line with our programme to discontinue Static Rail WBs in phased manner. 3 nos. of In-motion Rail WBs shall be installed in 2017-18 at Dhori, Rajrappa and Tori for which site approval from Railway is awaited. At present, installation and commissioning of 16 Nos. (1 no. – Addition & 15 nos. – Replacement) of 120 T In-motion Rail WBs is under process which is likely to be completed by year end. To ensure correct weighment for the satisfaction of Consumers and Railways, regular FIO testing of Rail weighbridges have been carried out in the presence of officials of Weights & Measurement Deptt., Govt. of Jharkhand, Officials of Railways and Representative of Consumers.

For weighment of coal being dispatched by road, there are 139 Road weighbridges installed as on 31.03.2017 having capacity from 30 T to 60 T. Currently, there are 23 nos. of 60 T Road WBs under installation which shall be commissioned by Oct'17. 31 nos. of Road Weighbridges is under tendering stage (22 nos.- Addition & 9 nos. – Replacement).

Procurement of additional weighbridges is indicative of commitment to achieve 100 % weighment at all times.

### 10.1. Installation of Man-Riding system at Churi-Benti mines, NK Area

A fresh proposal is initiated for procurement

of surface to underground man-riding system to be installed at surface of Churi-Benti UG mine after cancellation of earlier tender which was from 5<sup>th</sup> level of no.6 incline to 79<sup>th</sup> level.

## 11. CONSUMER SATISFACTION

Consumer satisfaction is the prime objective of CCL. Effective measures have been taken to ensure supply of 100% crushed and good quality coal along with required quantity to all consumers. As per the directive of MOC, CCL is supplying (-100 mm) sized coal to consumers. CCL has a full-fledged Quality Management Department with well trained officials at each area and Head Quarter. There are well equipped laboratories and adequate infrastructure for sampling and analysis at Head Quarter as well as at all areas. Presently 12 nos. of automatic Bomb Calorimeter are in operation in different laboratories for determination of GCV. Central Laboratory at HQ and Piparwar area laboratory have been accredited by NABL. As per the directive of MOC, CIMFR has been engaged as third party agency for sampling & analysis for coal dispatches to power houses. 100% dispatch by rail has been covered under sampling & analysis during the period 2016-17. There is an effective grievance redressal system of consumer complains. All complaints related to quality are attended immediately.

## 12. PERFORMANCE/ACHIEVEMENT OF CCMC DEPARTMENT :

1. Benchmarking of Specific Diesel consumption of 14 Opencast Projects of CCL where composite capacity is 2 M. Cum. and above in collaboration with CMPDIL has been done & their recommendations have been circulated for implementation to all concerned for fuel conservation.
2. Consumption of HSD in HEMM(s) in FY 2016-17 is 58804 KL, whereas in FY 2015-16, it was 62500 KL. Thus, there is reduction in consumption of HSD in FY 2016-17 in comparison to FY 2015-16 by 5.9%.

**Thus your company has achieved 4.65% for the parameter “Overall Reduction in Diesel Consumption per cubic meter of material excavated over previous year”. This is Excellent Rating against 1.5% of MoU Target 2016-17.**

3. Consumption of Electrical Energy in CCL in the year 2016-17 is 755 million Kwh, whereas in FY 2015-16, it was 771 million Kwh. Thus, there is reduction in consumption of electrical energy in FY 2016-17 in comparison to FY 2015-16 by 2.07%.

**Thus your company has achieved 1.69% for the parameter “Overall Reduction in Power Consumption per cubic meter of material excavated over previous year”. This is Excellent Rating against 1.5% of MoU Target 2016-17.**

4. Testing of 182 nos. of used oil samples of Engine & Transmission, collected from different Projects got done by IOC, HPCL and BPCL and their reports forwarded to concerned Projects for further needful.
5. CMC laboratories at three Regional Workshops have been started and scheme for equipping these labs with latest testing instruments has been approved to the tune of Rs. 3.24 crores. Order placed for three nos. Vibration Analyzers, which has been supplied for condition monitoring of HEMMs. Other testing instruments are in different stages of procurement.
6. Compilation & publication of ‘Energy Audit Report for 2015-16 of all underground & opencast Projects of CCL completed and circulated to all concerned.

### 13. TELE-COMMUNICATION AND INFORMATION SYSTEM

#### A. *GPS/GPRS based Vehicle Tracking System and RFID with CCTV based Weighing Control and Monitoring System across CCL Command areas*

Safe mines are the productive mines and

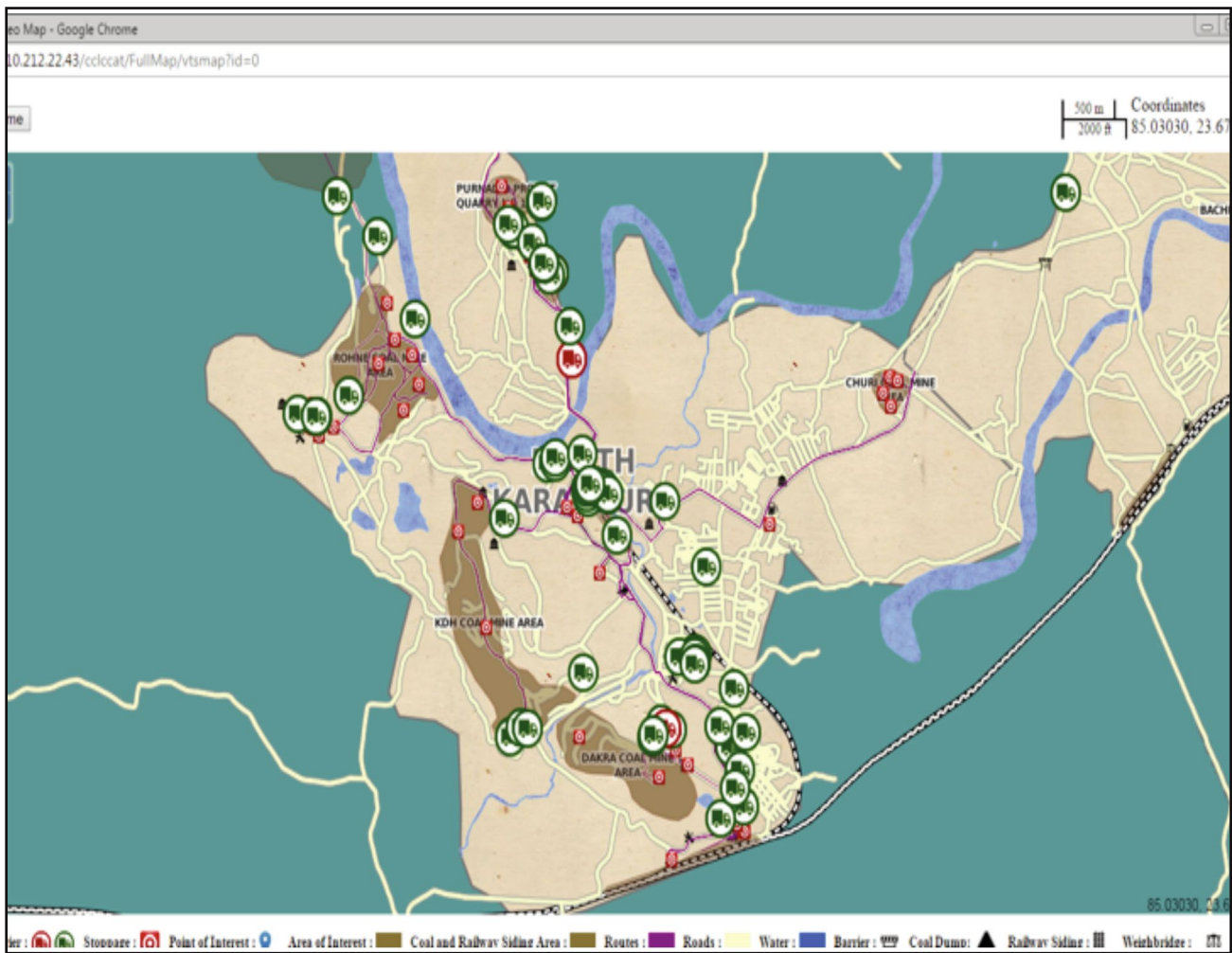
CCL has taken an initiative to make its mines safe, productive and effective with the help of GPS/GPRS based Vehicle Tracking System and RFID with CCTV based Weighing Control and Monitoring System. Ministry of coal has also directed for setting up a monitoring system for movement of coal in the mines and from mines to the railway siding or washeries through GPS (Global positioning system) in all mines of CIL.

CIL is continuously emphasizing on production using eco-friendly techniques with due regard to safety of employee, conservation of environment and quality of coal product. To meet all the requirement CCL has installed integrated systems through M/s Orange Business Services India Technology Pvt. Ltd., Mumbai with total cost of ₹ 36.31 Crore. The work order consists of tracking of 2150 nos. (Departmental Trucks, Dumpers & Pvt. Tippers), RFID with CCTV based weighing control and monitoring system for 112 Road Weighbridges, computerization of 52 Project Office and control rooms in 11 Area Office for monitoring on 24x7 basis with one central control room in CCL (HQ), Ranchi. The project is on rental basis for 5 years. The project has been installed in two phases:

1st Phase – N. K. & Piparwar Area

2nd Phase – Rest all Areas (Argada, B&K, Barka Sayal, Dhori, Hazaribagh, Kathara, Kuju, Rajhara & Rajrappa)

This project shall help to prevent pilferage as well as improve operational efficiency of the entire dispatch along with production system. It will operationalize integrated system of GPS/GPRS based vehicle tracking system with RFID based infrastructure like automatic boom barriers etc. and CCTV surveillance system at weighbridges for control/monitoring. The implementation of such system shall help further improvising the safety of workers and people working around the mines, shall improvise adherence



to rules of driving by truck drivers and avoid accidents arising out of rash driving, over speeding and overloading of trucks. Vehicle tracking and monitoring system will provide an integrated Surveillance system to manage and monitor the transportation of various trucks' movement through mines to CHP/Railway Siding. The system prevents the enroute pilferage through continuously monitoring the movement of trucks with coal along its defined route.

**CCL has already installed 1950 GPS devices in various Coal transportation vehicles against current target of 1750 GPS devices.**

CCTV based Weighing Control and monitoring system has been installed in CCL Command areas. Software integration of VTS Server with RF ID Server has been

successfully installed. **1st implementation of GPS/GPRS based vehicle tracking system and RFID with CCTV based weighing control system has been successfully commissioned in N.K and Piparwar area. Software implementation of VTS and RFID based weighing control system is going on for commissioning of 2nd phase.**

#### **B. Mobile Closed User Group (CUG) Network for CCL**

Infrastructure is backbone of any project and communication is very essential for safe, productive and efficient mine. Now a day mobile communication is vital part of communication hence CCL had issued a work order to M/s BSNL on 19.05.2012 for 1428 connections for Closed User Group (CUG) Network for mobile

The screenshot shows the CollieryCat web application interface. At the top, there is a navigation bar with 'Home', 'Trip Status', 'Administration', 'MIS', and 'Tools'. The 'Reports' menu is expanded, showing a list of report types including: Transporter Wise Fleet Report, Fleet Report, Fleet Summary, History of Path, History of Path with AOI, Input History Report, Latest Location Report, Speed Report, Speed Summary Report, Start-End Report, Start-End Summary, Stoppage Report, Stoppage Summary, Travel Distance Report, Travel Distance Summary Report, Travelling Report with AOI, Trip Report by GIS, Trip Summary, Violation Report, Area Violation Summary, Vigilance Report, Vigilance Detail Report, Production Report, Production Detail Report, Area Production Report, Dispatch Report - Details, Dispatch Report - Summary, Coal Receiving - Details, and Coal Receiving - Summary. The main content area features a 'Manage Alerts' section with a search bar and a table of alerts. The table has columns for 'ID', 'Alert Type', and 'Description'. Below the table, there is a 'Real Time' section with the text 'Real Time unobtrusive audio and video alerts help...'. The footer of the page shows the URL '210.212.2243/ccicat/default/home#' and 'Powered by'.

phone along with FCTs. Primary Rate Interface (PRI) connectivity is provided in the EPABX of CCL. The 1st phase CUG voice communication becomes operational in CCL since Aug-2012. Further subsequent work order was issued and presently we are operating on approx 4000 CUG connection across CCL. All command areas, projects, weighbridges, centralized units are covered by this CUG network. The Closed User Group facility provides free calling facility among various Operational/Managerial Executives in the entire CCL. Apart from voice communication, system provides SMS, GPRS and other facilities for the CUG users. Now this CUG become backbone of voice and data communication of CCL and communication has been improved a lot. SMS is being sent to CUG connections

for any management related or production related or meeting related etc. information directly to the CUG users.

### C. **WAN/LAN network of CCL**

CCL is presently operating on 12 command areas with its centralized units and HQ in Ranchi. We have our Area offices, Project Office, Weighbridges (Road & Rail), Regional Stores and centralized units in remote locations. To have data transfer facility from all the units, Projects, Road weighbridges, Rail weighbridges and Regional stores of Areas of CCL to CCL(HQ) and Central Units located in the command areas to CCL(HQ) and vice versa, the WAN/LAN network

was designed by E&T dept. The same was implemented through M/s Telecommunication Consultant India Limited, New Delhi for setting up WAN in CCL on rental basis for 5 years. M/s Reliance Communication Ltd is providing bandwidth service for MPLS, VSAT and ILS. Each command area, regional store and centralized unit is provided with 2 Mbps redundant MPLS connected through OFC or RF link. The CCL (HQ) is having 10 Mbps redundant MPLS & 10 Mbps ILL link.

The WAN point is provided in 176 locations and all WAN point of Area office is having minimum 20 points of LAN ports and all project office is provided with 5 Points of LAN ports. All future development of any data based network will be on the communication Network of the WAN/LAN platform. The e-tendering from the area will be done through this WAN platform. The system is already installed and made operational from Sep 2015.

This will ensure online data exchange between various location of all Area Offices, Central and Regional Store, Project Offices, Central Hospital, Mine Rescue Station etc. on real time basis. This backbone connectivity will be used by GPS/GPRS based Vehicle Tracking System and RFID with CCTV based Weighing Control and Monitoring System across CCL for safety, efficiency and to stop pilferage. The system provides monitoring of vehicles on real time basis from all Project offices, Area office and CCL, HQ.

#### **D. CCTV based Coal Dispatch Monitoring System**

CCL has installed CCTV surveillance system in all areas of CCL as per the directive of MOC and CVO, CIL order to avoid chances of any theft / pilferage of coal.

As per guideline of CVO (CIL) each area is being covered with CCTV surveillance system. CCTV surveillance of stores, explosive magazine, entry exit points, rail weighbridge and other sensitive places is under installation in various areas of CCL. More than 572 CCTVs has been installed at all important locations of CCL Command Areas and made operational Rly. Sidings and Coal heaps/dump are being covered with CCTV surveillance throughout the CCL Command areas.

#### **14. SAFETY**

Safety has always been the top most priority areas of CCL to provide safe and healthy environment to its workers. A meticulously planned and structured approach towards safety in mines as well as in allied operations like workshops has gone a long way to ensure the safety of men, material and machines.

Every incident ranging from "Near misses" to Fatal are thoroughly enquired into detail and its recommendations are religiously discussed at all safety forums i.e. at Unit, Area and Corporate level. Training on Risk assessment and Management of all UG and OC mines of CCL has been completed by SIMTARS trained faculties from CCL & CIL. Till 31st March 2017 Safety Management Plan of 17 UG & 40 OC mines have been prepared and have been submitted to the DGMS for their acceptance.

#### **Underground Mines**

It is satisfying to admit that with nil fatality in the UG mines in the past financial year, things has started showing positive results to the steps which were taken earlier , however one of the major area of concern and causes of accidents in underground coal mines had been fall of roof and side. Proper thrust is continuously given to the support of "Green Roof" with steel supports i.e. Steel cogs, Pit props, roof bolts, W-straps etc. The culture of "No work other than support work after blasting" has been introduced and is

being monitored. The inspection of the face, equipments and their required maintenance are carried out with a well equipped team of skilled work force.

Again in furtherance of the compliance of the recommendations of the safety conference, special drive is being made to make all underground mines loader less with a view to increase safety and productivity. A total of 32 nos. of SDLs and 2 nos. LHDs are deployed in U/G mines of CCL. At present as on 1.04.17 out of 19 working districts 14 are loader less districts and 5 districts are being work with manual loading. It has been planned that within 2017-18 another 5 districts will be made loader less or will be phased out. Moreover out of 17 nos of the underground mines in CCL, two of the mines namely Rai –Bachra UG and Topa UG where closed during financial year 2016-17. The Board has approved the closure of another eight loss making UG mines. These are Jarandih UG mine and Swang UG of Kathara Area, Sirka UG and Argada UG of Argada Area, Sayal D UG and Saunda D UG mines of Barka-Sayal Area, Kuju UG of Kuju Area and Kargali UG mine of B&K.

### **Opencast Mines**

As Opencast mines contribute majority of share in the total output of the company, special thrust is being given to ensure safety and health of the employees. Training has been given with special impetus on the growing mechanization in terms of higher capacity and technology. Regular training to HEMM operators /maintenance crews for the operation and maintenance of HEMM is being imparted. Different drives are conducted throughout the year related to various activities of opencast mining e.g. haul roads, bench stability, safe operating procedures (SOPs), workshop maintenance, Lighting and safe blasting operation etc. to increase awareness among the work person employed in the mines. As contractor's participation in production is gradually increasing, proper attention is being given on their training and health. Also to increase the awareness among contractor's workers a safety drive on the implementation of the recommendation of XI<sup>th</sup> Safety Conference was organized. Automatic

Fire Detection & Suppression System (AFDSS) are being installed in HEMM to deal with any exigency arising out of eruption of fire. Also 30% of the dumpers have been equipped with proximity warning devices in the 1st phase.

### **Risk Based Safety Management**

Risk based Safety management plan of all the mines have been prepared after the thorough process of Hazard identification by constituting a multi disciplinary committee at mine level of experienced officials followed by the Risks assessment activity thereby prioritizing the hazard and subsequently forming the control measures to mitigate it, this is being used as a modern tool as the way of paradigm shift from the prescriptive legislation to proactive self regulatory mode for improving safety standards of the mine. Thereby forming a mine specific SMP (Safety Management plan and Safe operating procedure which is subject to continual improvement and review with broader means of awareness and communication. The prepared S.O.P. are widely distributed to all concerned including the contractor workers engaged through outsourcing.

### **Scientific Study**

Scientific Study conducted by CMPDIL in the year 2016-17 :

1. Slope stability Analysis of benches and OB dump of Tapin Outsourced patch and deptt patch of Tapin North OCP of Hazaribagh Area.
2. Conducting deep hole blasting in Bermo Seam, and XI, X, VIII coal seam at opencast working of Jarandih Opencast project within danger zone but beyond 50 mts of dwellings and structures etc.
3. For ventilation simulations study of Churi Benti UG mine.
4. Conducting trial Blasting with Electronic Detonators with Site Mixed Emulsion at Karkatta Colliery under the provision of 161(1), 168(5) of CMR 1957 .



- |   |  |
|---|--|
| <p>5. Carrying out Illumination survey of different location of the mines of NK and Piparwar Area in compliance to the DGMS Circular No 6 of 2016.</p>  | <p>14th February at Vichar Manch, CCL HQ. to inculcate the sense of pit and dump slope's safety issues as a major thrust areas in OCP mines.</p>           |
| <p>6. Experimental trial blasting by SME / Bulk explosive in Tapin North OCP , Hazaribagh Area.</p>   | <p>8. All project key officers were called upon in the SMP (Safety management Plan) workshop held by the DGMS on 18.01.2017 at CMPDIL, Ranchi, campus.</p> |
| <p>7. Study of nallah diversion for its effectiveness and safety at Rajrappa OCP.</p>   |  |
| <p>8. Preparation of detailed project report (DPR) for remedial measures against inrush of Damodar River water with engineering design and quantity parameter in respect of Rajrappa OCP.</p> |  |

### Annual Safety Week

Annual Safety Week 2016 was observed from 16.01.2017 to 25.01.2017 in all UG & OC mines of CCL under the guidance of DGMS (SEZ Zone & Central Zone). During the week, special emphasis was laid on wide publicity of safety rules, regulation and practices. Final day function is scheduled to be held at NK Area on 14th of May 2017.

### ISO Strengthening

1. Strata control cell has been established in the HQ level and also at Area Level.
2. Study of roof RMR of all the UG mine has been mooted afresh .
3. Safety audit of mines – by Inter company teams was completed in the month of March.
4. 1st phase of External Safety Audit by MS Certification Pvt Ltd of all 60 has been completed and in the current financial year the 2nd phase is expected to get complete.
5. Online Safety Monitoring System has been started as CSIS on the Coal India's portal and the being daily updated by all the managers of the mines.
6. 43 nos. of Electronic Total Stations have been procured and provided to all OC mines of CCL and the survey personnel's are trained to monitor slope stability, 2 nos. of 3D laser Scanner are in the process of procurement for Amrapali and Ashoka OC mines.
7. Two days of workshop on slope stability was organized by CMPDIL, Ranchi on 13th. And

### Special Safety Drives

Following Safety Drives were conducted in the mines of CCL to enhance safety standard in the particular areas and awareness among the work persons.

1. Safety Drive on Monsoon preparation was conducted from 02.05.2016 to 13.05.2016 in Open Cast Mines and from 27.05.2016 to 07.06.2016 in Under Ground Mines.
2. Drive on lighting dust suppression measures in OC was from. 25.11.2016 to 06.12.2016.
3. Special Safety Drive for the Safety on mine support, ventilation arrangement and blasting practices from 19.08.2016 to 31.08.2016.
4. Zonal Mines Rescue competition held on 10.10.2016.
5. Annual Mines Safety Week was observed in every UG and OC mines of CCL from 16.01.2017 to 25.01.2017.
6. Safety drive on DGMS violations and prohibitory orders issued by DGMS from

25.01.2016 to 30.07.2016

7. Mock Drill rehearsal in UG mines of
- (a) Churi UG mine .
  - (b) Swang UG mine.
  - (c) Sayal D UG mine.
  - (d) Sarubera UG.
  - (e) Argada UG.
  - (f) Kedla.

**G.V.T. Centers**

Workers are made aware towards safety through various training programs at 10 Group Vocational Training Centre (GVT) and 03 VTC spreading across the company. In order to improve and refresh the skills of our manpower through Basic, Refresher & Special Training, modern training aid such as LCD projector, models, training gallery etc have been provided in all the Group Vocational Training Centers. And also initiatives have been made to equip these training centres with the working models (NK Area).

**Zonal Mines Rescue Competition 2016**

Zonal Rescue Competition was organized at Mines Rescue Station, Ramgarh on 18.10.2016, CCL. Total 9 teams participated in the competition.

Special prize in Rescue & Recovery Work:

- (i) Over all best team – Barka Sayal Area.
- (ii) Over all 2nd best team – Kujua Area.

**Performance in All India Rescue Competition 2016**

The competition was organized at Mines Rescue Station, Ramgarh from 14.12.2016 to 17.12.2016

22 Rescue teams participated in the

competition from different coal and metal mines.

Two teams, CCL-A and CCL –B participated in this competition.

Rescue team of CCL bagged the following prizes :

- 1. Overall 5<sup>th</sup> – CCLA
- 2. 2<sup>nd</sup> Best Theory – CCLA
- 3. Fresh Air Base – CCL Team – B

**Special Emphasis on Safety**

**To enhance safety following special jobs have been undertaken in 2016-17 :**

Initiative for the procurement of the following safety instruments have been made to ensure safety in mines of CCL.

Sl. No.	Description of Activities (All Safety Items)	No. of Items
1.	Hand Held GPS	7
2.	Gas Chromatograph	1
3.	Local Methane Detector	4
4.	Vibrometer	27
5.	LED Caplamp with Charger	3135
6.	Auto CAD Software	42
7.	3D Laser Scanner	2
8.	Slope Stability Radar	5

Process is under the advance stage of procurement.

**Accident statistics pertaining to CCL Mines for the Year 2016– 2017 as compared to Year 2015-16**

Details	2016-17	2015-16
Fatal accidents	5	2
Fatalities	5	2
Serious accident	5	7
Serious injuries	5	8

**Place-wise classification of Accident**

Details	2016-17	2015-16
<b>Fatal :</b>		
Underground	0	0
Opencast	4	1
Aboveground	1	1
<b>Total</b>	<b>5 (5)</b>	<b>2 (2)</b>
<b>Serious:</b>		
Underground	1	3 (3)
Opencast	2	2 (2)
Aboveground	2	2 (3)
<b>Total</b>	<b>5 (5)</b>	<b>7 (8)</b>

**Rate of Accident**

Overall	2016-17	2015-16
Fatality rate per million cubic meter	0.03	0.01
Fatality rate per 3 lakh man shift	0.16	0.06
Serious Injury rate per million cubic meter	0.03	0.05
Serious Injury rate per 3 lakh man shift	0.16	0.25
<b>Under Ground</b>		
Fatality rate per million cubic meter	0.00	0.00
Fatality rate per 3 lakh man shift	0.00	0.00
Serious Injury rate per million cubic meter	3.88	6.74
Serious Injury rate per 3 lakh man shift	0.24	0.44
<b>Open Cast</b>		
Fatality rate per million cubic meter	0.03	0.01
Fatality rate per 3 lakh man shift	0.22	0.09
Serious Injury rate per million cubic meter	0.02	0.03
Serious Injury rate per 3 lakh man shift	0.13	0.18

**Cause wise breakup of Fatal and Serious Accident**

Cause	2016-17		2015-16	
	Fatal	Serious	Fatal	Serious
Roof /side fall	0	0	0	—
Haulage/conveyor	0	0	0	2 (2)
Electricity	0	0	0	2(3)
Other Machinery/Shovel	3 (3)	1 (1)	1 (1)	—
Fall of Person	0	3 (3)	1(1)	2 (2)
Fall of Object/Bench slide	0	0	0	—
Dumper & Truck	1 (1)	0	0	1 (1)
Misc.UG/Water in rush	0	0	0	—
Fall of roof	0	0	0	—
Misc. Surface	1 (1)	1 (1)	0	—
<b>Total</b>	<b>5 (5)</b>	<b>5 (5)</b>	<b>2 (2)</b>	<b>7 (8)</b>

**Area-wise breakup of Accident**

Cause	2016 -17		2015-16	
	Fatal	Serious	Fatal	Serious
Barka-Sayal	—	1 (1)	0	2 (2)
Argada	1 (1)		0	1 (1)
Kuju	—	1 (1)	0	1 (2)
Hazaribagh	—		0	1 (1)
B&K	2 (2)		2	1 (1)
Dhori	1 (1)	1 (1)	0	NIL
Kathara	—	1 (1)	0	1 (1)
Rajrappa	—	1 (1)	0	NIL
N.K	—		0	NIL
Piparwar	1 (1)		0	NIL
Rajahra	—		0	NIL
<b>Total</b>	<b>5 (5)</b>	<b>5 (5)</b>	<b>2 (2)</b>	<b>7 (8)</b>

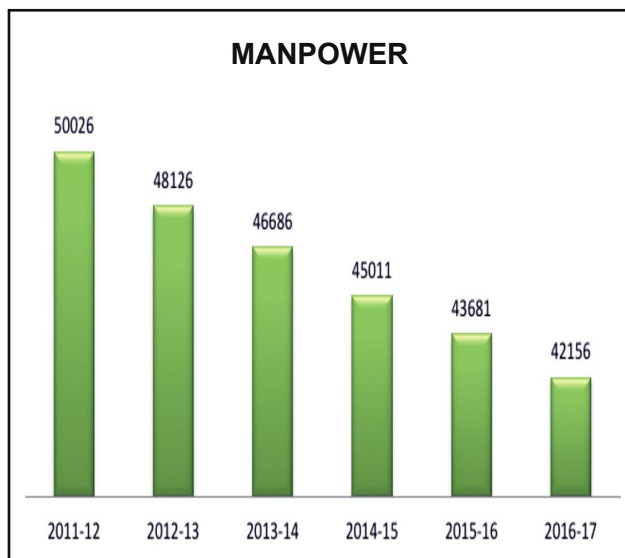
**15. PERSONNEL MANAGEMENT AND INDUSTRIAL RELATIONS**

The Manpower strength of the company as on 31.03.2017 was 42156 as against 43681

on 31.03.2016. The category wise break up of manpower strength as on 31.03.2017 vis-à-vis 31.03.2016 is given below :

Category	31.03.2017	31.03.2016
Executives	2436	2590
Supervisory	3274	3377
Highly Skilled/Skilled	14101	14131
Semi Skilled/Unskilled (TR)	16514	17205
Semi Skilled/Unskilled (PR)	1512	1946
Ministerial Staff	3776	3827
Others	543	605
<b>Total</b>	<b>42156</b>	<b>43681</b>

Hence during the year 2016-17, the overall reduction in manpower was to the tune of 1525, while the number of employees in the Company came down by 2467 during the year under reference, 942 employees were added to the existing manpower.



**Manpower During 2016–17 : 42156**

The aforesaid reduction and addition has been under the following heads :

**REDUCTION**

Manpower Reduction under the head	No. of Employees (31.03.2017)
Retirement/Superannuation	1745
VRS (GHS)	08
Death	413
Termination/Dismissal	48
Resignation	15
Inter Company Transfer	142
Medically Unfit	08
Others	88
<b>Total Reduction</b>	<b>2467</b>

**ADDITION**

Manpower Addition under the head	No. of Employees (31.03.2017)
Appointment under 9.3.0	406
Appointment under 9.4.0	34
Appointment under Dependent of deceased Executives	02
Appointment under Land Loser's scheme	117
Inter Company Transfer	92
Reinstatement	57
Fresh Recruitment	78
Award Case	00
Others	156
<b>Total</b>	<b>942</b>

**15.1 Recruitment**

**Highlights of achievements of recruitment department for the year 2016-17**

The year 2016-17 witnessed rigorous recruitment activities in CCL. The year provided plentiful employment opportunities for the youth of the nation and also contributed to fulfill the coal demands of the country by recruiting statutory as well as non-statutory manpower in CCL.

Highlights are as follows :

1. **Fully online method** to invite applications for external recruitment. **E-payment of application fee** through SBI online payment portal was introduced making the entire process time and cost effective.
2. Totally **computerised evaluation of OMR answers sheets through OMR machine**. Services for OMR evaluation is provided to different subsidiaries of CIL namely ECL, BCCL, WCL, SECL & CMPDI and for various departmental exams of CCL as well.
3. CCL has also begun to extend the **OMR evaluation facility to IICM** for Coal India Management Trainees Probation Closure Examination as well.
4. External Recruitment is in process and till date **99 vacancies for Mining Sirdar, 11 vacancies for Dy. Surveyor (Mining), and 25 vacancies for Overseer (Civil) have been filled**. Vacancies for Junior Overman, Asstt. Foreman (Elect.), Electrician (Non-Excavation) E.P. Electrician, Asstt. Revenue Inspector, Para-medical staffs, and Staff Nurses will be filled up shortly. The reserve panel for the unfulfilled vacancies will also be operated within a short span.

## 16. HUMAN RESOURCE DEVELOPMENT

### Achievements during 2016-17

Human Resource Development Department takes initiative to equip practicing managers, employees, workers and contractual workers and stakeholders with the skill to synthesis the theory and practice.

This department carry forward the programme in functional areas of management, imparts cross functional input to functional executives, general management programme for executives, induction and orientation programme for management trainers and newly recruited executives.

Skill development for frontline supervisors and skill up gradation programme for non-executives are some of the focus areas of this department.

This department also look forward for imparting skill to the stakeholder for skill enrichment and gainful employment.

In view of the above objective and practices, the major achievement of this during 2016-17 are given below.

### Skill India Programme

Based on the dream project of Skill India Programme and to create a supply chain of talent for the organization as well as to facilitates employability to its extended stakeholders and marginalized section of society, various training programmes are being conducted by CCL.

Under Recognition of Prior Learning (RPL) training programme. 6180 persons have been upgraded with their skill in different trades against the target of 6100.



### RPL Training at Kathara

### Assessment of Contractual Workers Training

CCL being the only subsidiary of Coal India Limited to have the honour to start ITI course in the Electrician trade at BTTI, Bhurkunda. 20 nos. of students have been selected for the session 2014-16, out of which 19 students have been

offered with employment by different agencies. For the session 2015-17, 19 nos. of the students have been selected and for the session 2016-18, 19 nos. of the student have been selected. These selected students are PAPs (Project affected Persons) of CCL command area.



CCL being the only subsidiary of Coal India Limited which is imparting training of Mining Sirdarship and ITI Training in the trades of Electrician, Fitter and Welder to 15 nos. of sons to the optees of CILSFVRS and 49 nos. of sons of the optees of CILSFVRS respectively.



CCL has taken initiated to develop skill development center at CETI, Barkakana for its Project Affected Persons and others as a complementary effort to the Skill Development Mission of the nation. The skills being trained are Electrician and Welder trade, comprising of six months duration of each trade. In the first batch which started from 16.02.2015, 22 nos. of Electrician and 23 nos. of Welders have been trained, the second batch started from 14.09.2015 imparted training 23 nos. of students in Electrician

and 24 no. of students in Welder trade, similarly in the third batch which started 09.11.2015, 25 nos. of students in Electrician and 24 no. of students in Welder trades. The fourth batch comprising of 35 nos. of students of both the trades has been started from 1.12.2016. Till date 45 nos. of persons in trained Electrician and Welder have been offered with employment by different agencies.





- HRD Department has conducted various training programme at MTC, Ranchi, GVTCs of areas, BTTI, Bhurkunda, CETI Barkakana, STI Ranchi, for Managerial Development for Executives and skill up-gradation for the non-executives during the year 2016-17. 17443 nos. of employees have been trained during 2016-17 2134 nos. of students for MBA/BBA/MCA/BCA have been provided of the job practical training during 2016-17.
- Befitting with the aim to connect to society at large as well as to cater for the future need of the industry 512 students were trained in preparatory course for mining sirdar examination (381 + PDPT -131).
- **Mentor – Mentee programme** for abridging hierarchal gap, interpersonal skill development, create cordial working environment, solving issues related to working, extra-working and enhancement of working efficiency. As per CIL scheme there are 55 nos. of Mentors grooming the mentees in CCL. Nine training programmes for Mentors and three programmes for Mentees have been conducted during 2016-17.
- HRD Department has spent an amount of ₹ 1,70,25,000/- on training and seminar by conducting above referred programme against the budget of ₹ 90,00,000/- under training and seminar head during 2016-17.

### Future Initiatives

- **Ethical leadership and public governance:** Innovative restructuring of governance models for bringing in ethics and values in public governance is focused on making the organisation more effective, efficient, accountable and transparent.
- **Decision making for effective leadership and capacity building :**
- **Good governance and sustainability through HR practices :** Sustainable strategy for bringing change in organisational process, change in management and work culture.
- **HR Audit :** Enhancing self-understanding, motivation at work, facilitates effective communication at work place and strengthen work place relationships in order to understand the current status, gaps between the existing and desired level of HRM functions and to develop appropriate action place to bridge the gap for making HRM functions more business oriented.

### 17. WELFARE & COMMUNITY DEVELOPMENT

Central Coalfields Limited is a Miniratna Company. CCL has always focused on holistic development which includes both production and welfare.

Central Coalfields Limited has adopted a multi-disciplinary approach for welfare, incorporating health, family welfare, education, drinking water and sanitation.

#### Main Thrust Areas

The activities undertaken under thrust areas are as under:

- ❖ **Water Supply :** The water supply situation has undergone enormous improvement since the time of Nationalization. Concerted efforts are directed towards providing filtered, clear & potable water for usage.

At present there are 12 nos. of Water Treatment Plant, 242 deep bore holes, in addition, Six (6) no. of Water Treatment Plants are also proposed at Argada, B&K, Kathara and Hazaribagh Area along with one Sewage Treatment Plants to be constructed in Govindpur Phase-II, Kathara Area.

- ❖ **Health Care** : Primary care is being taken through our hospitals & dispensaries Secondary & Tertiary care is being taken through Central Hospitals.

There are 04 nos. of Central Hospital as following:

- Gandhinagar Hospital
- Central Hospital, Naisarai
- Central Hospital, Dhori
- Central Hospital, NK

### Infrastructure

#### Value Added Services at Central Hospitals

1. **Super Specialty Clinic in Cardiology and Neurology** started in Gandhi Nagar Hospital in which **Dr. Rajeev Rathi** of **MAX HOSPITAL, New Delhi & Dr. P K Kuchlakanti**, of **YASHODA HOSPITAL, HYDERABAD** are consultant cardiologist.

Sl. No.	Type of Medical	Nos.
1	<b>Hospitals</b>	04
	• Central Hospitals	10
	• Area Hospitals	05
	• Regional Hospitals	
2	Beds	892
3	Dispensary	63
4	Doctors (including sp.)	229
5	Ambulance	111

2. **17 Bedded Critical Care Unit** are as follows in **Gandhi Nagar Hospital** :

1	ICU	06
2	CCU	05
3	Dialysis	03
4	Recovery	03

3. **Details of Medical Camps in CCL with beneficiaries (2016-2017) :**

No. of Medical Camps : 802

No. of Beneficiaries : 136110

- ❖ **Education** : Specific emphasis is being given by CCL for providing quality educational facilities to the wards of its employees.
- ❖ Grant sanctioned for Schools including Privately Managed Schools for 2016-17.

Schools	Amount (in ₹)
DAV Schools	– ₹ 20,82,56,486.32
Privately Managed Schools	– ₹ 52,89,000.00
Kendriya Vidyalaya Schools	– ₹ 2,40,22,213.00

**Scholarship** : CCL awards scholarships to meritorious students under following schemes, the details are as under :

### CIL Scholarship

Sl. No.	Particulars	Details	
		2015-16	2016-17
1	Expenditure	₹ 17.38 Lakh	₹ 16.30 Lakh
2	No. of Wards	919	777

**Tuition Fee Reimbursement** : For the wards of non-executives under NCWA-IX.

Sl. No.	Particulars	Details	
		2015-16	2016-17
1	Expenditure	₹ 22.61 Lakh	₹ 38.31 Lakh
2	No. of Wards	39	56
		Includes : 6 (IIT), 3 (NIT) & other Govt. Engg. And Medical colleges	Includes : 1 (IIT), 8 (NIT), 9 other Govt. Engg. And Medical colleges

- CCEBFS scholarship Schemes :

Sl. No.	Particulars	Details	
		2015-16	2016-17
1	Expenditure	₹ 18.25 Lakh	₹ 17.04 Lakh
2	No. of Wards	658	617



**Sports & Culture (at a glance)****Sports Event 2016-17**

Sl. No.	Event
1.	All India Public Sector Football Tournament at B-Sayal Area
2.	Summer Coaching Camp for Children (a) Cricket (b) Volleyball
3.	Summer Badminton Tournament for Children at Ranchi.
4.	Inter Area Sports. (a) Carrom & Chess – Argada (b) Badminton & T.T.– CRS- Barkakana (c) Football – Hazaribagh (d) Volleyball – Piparwar (e) Kabaddi – B&K (f) Hockey – B-Sayal (g) Athletic Meet – Rajrappa (h) Cricket – NK
5.	Inter Village Football Tournament (a) Piparwar (b) CRS- Barkakana (c) Rajrappa (d) Hazaribagh
6.	Coal India Football Tournament at Argada Area
7.	Coaching Camp for CCL (a) Volleyball (b) Football (c) Badminton
8.	Hockey Tournament for Boys and Girls (Un17) at Simdega
9.	Participation of CCL Cricket Team consisting of employees and its ward in Ranchi District Cricket League.
10.	Financial Support to players of Jharkhand for their exemplary performance in the field of Sports.
11.	Financial and infrastructure support to different Sports Association especially to “Divyang Sports Associations” in organizing their State/National/International events.

**Achievements of CCL Team**

1.	CCL Football team was the Runner up of CIL Inter Company Football Tournament.
2.	Avinash Sunny Bhengra of CCL won Bronze Medal in Triple Jump in All India Public Sector Athletic Meet held at Chandigarh.
3.	S.N. Bhatta and Goutam Singh of CCL won the Open Doubles in CIL Inter Company Table Tennis Tournament held at MCL.
4.	Performance of CCL Athletic Team in CIL Inter Company Athletic Meet.  Men (a) Avinash Sunny Bhengra – 2 Gold, 1 Bronze (b) Ramdeo Ram – 1 Silver (c) R.K. Balmiki – 1 Bronze  Women (a) Smt. Sudhani Devi – 1 Bronze (b) Manju – 1 Silver  Avinash Sunny Bhengra won the “Best Men Athlete” award of CIL Athletic Meet.
5.	Ravi Shankar Parida of CCL was selected for CIL Cricket Team for the All India Public Sector T20 Cricket Tournament held at GOA.

**❖ Special Achievement of Welfare Department :****● CCL Canteen**

- (a) Meeting of Canteen Advisory Committee, CCL: HQ for inviting inputs for improvement of functioning of the HQ: Canteen.
- (b) Installation of ‘Swipe Machine’ at Canteen to facilitate Cashless Payment for the employees.
- (c) Continuous and Regular maintenance of Canteen.

● **Grants given to Club**

- (a) Clubs are booked for providing facilities to the employees for organizing various events/ functions for employee's convenience at subsidized rates.
- (b) Matching grant is given to Officers Club & Recreation Club in CCL.

● **Samman Samaroh**

Samman Samaroh for the Superannuating employees are organized on the last day of every month. All the retiral dues along with Post Retiral Medical Benefit are provided on the day of retirement to all the Superannuating Employees along with other gifts.

● **Swachh Bharat Abhiyan & Swachhata Pakhwara**

Various Activities relating to Swachh Bharat Abhiyan as per the theme allocated under 'Swachhata Pakhwara' is conducted throughout CCL (starting from Ambedkar Jayanti, International Labour Day, Environment Day, Teachers & Children's Day etc.)

**Under CCEBFS Scheme :** Sickness benefit (Amounting to – ₹ 5.92 Lac), Death Benefit- 353 (Amount – ₹ 1.03 Crores), Silver Coins –1105 nos. were distributed amongst the employees/ members of the Society.

● **Sports**

1. Inter Village Football tournament were organized at Piparwar, Rajrappa Area, Hazaribagh & CRS Barkakana.

2. Summer Camp of Cricket for Boys, Summer Camps for Boys & Girls of Volleyball along with Badminton Tournament for Boys & Girls were organized at Ranchi

3. Financial Help :

- Disabled Sports ewam Janutthan Samiti
- Gramin Utthan Sahyog Sansthan, Kanke
- Kirti Yuva Sangatha, Gandhinagar for organing Football Tournament
- Jharkhand Disabled Sports & Welfare Academy

4. Distribution of Cricket Kit to Master Shresth Sagar for attending National Cricket Camp

5. Hockey tournament for boys and girls of under 17 years of age was organized at Simdega, Jharkhand.

6. CIL intercompany football tournament was organized at Argada Area.

7. Inter Area sports for different games were organized at different Areas of CCL.

● **Other Activites for People Residing in Nearby Areas**

1. Successfully Co-ordinated & facilitated to organize Mega Medical Health Camp at Gandhinagar Colony, & McCluskieganj along with two Mega Yoga training camps at Rikhiya Peeth : Deoghar.

2. Distribution of Blankets to the people belonging to Financial weaker section of the Society at Harimati Mandir, Ranchi.

3. Distribution of Blankets, Mosquito Nets & School Bag Kit at , Birhor Basti (Birhor Community) amongst Birhors near NK Area.
4. Distribution of Blankets at Shanti Sadan, Ormanjhi.
5. Distribution of blankets at Vridhashram, Varanasi.
6. International Yoga Day was celebrated in CCL – Mega Yoga Camp camps were organized at Gandhinagar Club & Jawahar Nagar Club, thirty Six (36) Yoga Camps were organized in CCL & its Command Areas
7. Initiative for opening of new schools in the Command areas of CCL
8. Some permanent Yoga Centers are functioning at Gandhinagar Club, Jawahar Nagar, Ranchi and other Areas of CCL.
9. Fruit Distribution to patients amongst employees/non-employees were organized at Gandhinagar Hospital and Blood Donation Camp was also organized.
10. Gymnasium has been provided at Ranchi & different Areas of CCL.
11. For promotion of cashless transaction, one POS/Card swipe machine has been installed at CCL Canteen, Darbhanga House.
12. One Bhisma Pitamah Club, for the retired officials has been established with all amenities where quite a few retired officials gather everyday.
13. 'Champan Satyagrah Shatabdi' was celebrated from 15th to 19th April 2017.
14. Dr. Bhim Rao Ambedkar jayanti Samaroh was celebrated at CCL HQ & its Command Areas. Two colonies of CCL namely Gandhinagar & Rajendra Nagar Colony declared cashless.
15. '8th Lok Upkram Diwas' was celebrated from 10th April to 16th April 2017.

## 18. CORPORATE SOCIAL RESPONSIBILITY

### Achievement of CSR activities against the MOU Target for 2016-17

*Considering good performance in CSR for the year 2015-16, No MOU parameters were benchmarked for the year 2016-17.*

### Sector- wise expenditure in 2016-17

(in ₹ Lakh) upto March 2017

Sector	Expenditure (in ₹ Lakh)
Sports & Culture	1624.15
Swachh Vidyalaya Abhiyan (SVA)	593.72
Drinking Water	189.77
Education	143.71
Sanitation	127.83
Infrastructure	102.81
Environment & SD	93.44
Health	59.22
Skill Development	32.73
Social Empowerment	28.57
Other Rural Development Projects	15.14
Others	18.09
<b>Total</b>	<b>3029.18</b>

\* **The expenditure on CSR works** undertaken in CCL comes to ₹ 3029.18 lakhs.

**CCL**  
**SHARING THE RESPONSIBILITY**

CCL has adopted CSR as a strategic tool for sustainable growth by integration of business processes with social upliftment

<p><b>EDUCATION</b></p> <ul style="list-style-type: none"> <li>CCL KE LAL</li> <li>CCL KI LAADLI</li> <li>CCL AIDED SCHOOL</li> <li>CHALO SCHOOL CHALEIN</li> </ul>	<p><b>SKILL DEVELOPMENT</b></p> <ul style="list-style-type: none"> <li>MSDC BARKAKANA</li> <li>BTTI BHURKUNDA</li> <li>ITI (TKHORI)</li> </ul>
<p><b>HEALTH</b></p> <ul style="list-style-type: none"> <li>JAN AROGYA KENDRA</li> <li>HEALTH CAMPS</li> <li>SUPER SPECIALITY CLINIC</li> </ul>	<p><b>SPORTS</b></p> <ul style="list-style-type: none"> <li>SPORTS UNIVERSITY</li> <li>CHAK DE JHARKHAND</li> <li>VILLAGE FOOTBALL TOURNAMENT</li> </ul>
<p><b>WELFARE</b></p> <ul style="list-style-type: none"> <li>DIVYANG CARE CENTER</li> <li>OLD AGE HOME</li> <li>VILLAGE ADOPTION</li> </ul>	<p><b>SELF RELIANCE</b></p> <ul style="list-style-type: none"> <li>PAHAL</li> <li>BARE FOOT MANAGERS</li> <li>VOCATIONAL TRAINING</li> </ul>

**GO GREEN.....**

● **Education**

A number of activities are undertaken by CCL under its CSR initiatives for creating an awareness and promotion of education. In the financial year 2016-17, a total of Rs. 143.71lakhs have been spent in various activities related to education :

**(a) CCL Ke Lal & CCL Ki Laadli**

A major flagship program under education in which 38 meritorious students belonging to weaker sections of the society were provided with the following facilities :

- (i) Admission in Class-XI at DAV, Gandhinagar School, Ranchi.
- (ii) Free coaching for getting admission in reputed technical institutions of the country with special coaching programs by CCL employees and experts.
- (iii) Free Boarding and lodging facility at CCL ke LAL and CCL Ki Laadli hostel and with extra-curricular activities.

**EDUCATION / शिक्षा**

SECRETARY COAL, GOVT. OF INDIA INTERACTING WITH STUDENTS OF CCL KE LAL & CCL KI LAADLI

STUDENTS OF CCL KE LAL

STUDENTS OF CCL KI LAADLI

ADOPTION OF 150 DROP OUT STUDENTS FOR FREE EDUCATION AT MANDER, PIPARWAR

DISTRIBUTION OF SCHOOL KIT TO BIRHOR TRIBE AT McCLUSKIEGANJ, JHARKHAND

In view of huge success rate of the students, efforts are being made for the expansion of the scheme in terms of number

of students intake per batch and also Video Conferencing Classrooms at three centres in areas with one master classroom at Ranchi from the next year.

is one of the major CSR activities of CCL. During the financial year 2016-17 the following activities has been done to ensure availability of safe drinking water :

**(b) Chalo School Chale pyks Ldy pyks Adoption of School Dropouts to bring them to the main stream of society**

- (i) This scheme aims at mainstreaming the school dropouts of command areas of CCL who had discontinued their school education either due to financial or other social issues.
- (ii) 150 such children from CCL command areas of Piparwar and Magadh & Amrapali, Chatra district, have been identified and admitted in St. Joseph School, Mander, Piparwar.
- (iii) These students get free education, free boarding and lodging and other facilities to support them to continue the schooling up to Std X.

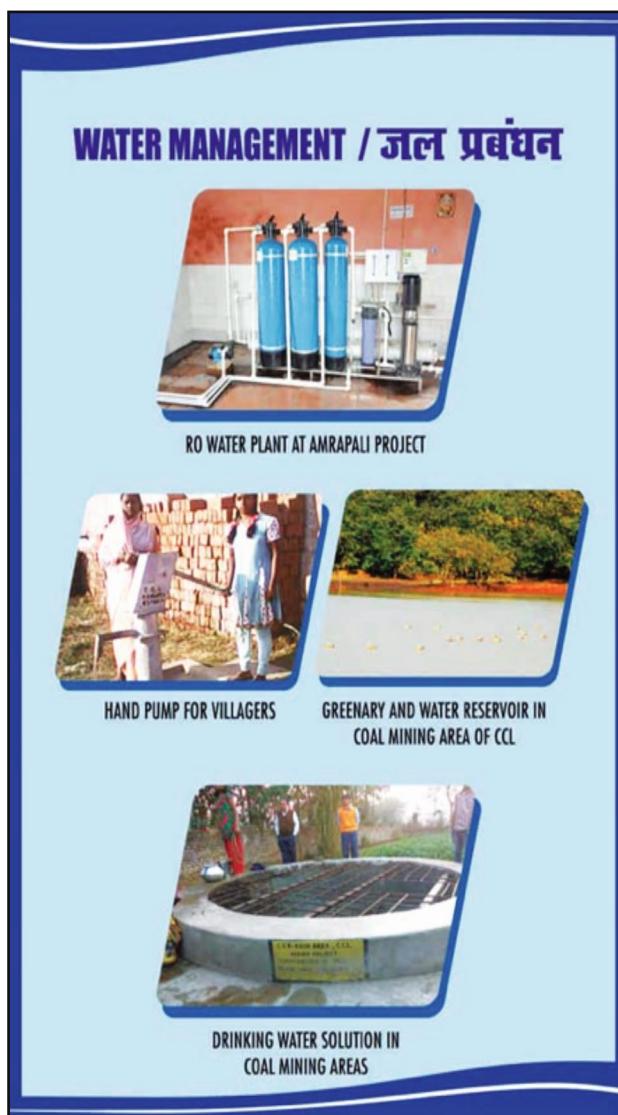
Apart from these, many SC/ST Girls from the remote tribal villages of Jharkhand, who belong to economically weaker and marginalized section of the society are also provided free educational support for their overall development.

**(c) Development of School Infrastructure :** A number of schools in the command areas of CCL which were in dilapidated conditions have been provided with infrastructural support like construction of rooms, provision of desks benches etc. to facilitate quality education to the students. Students are also provided with books, school bags and school kits etc.

● **Drinking water**

Provision of safe and hygienic drinking water to the villagers of command areas

Sl. No.	Name of Activity	No.	Amount Spent (in ₹ Lakhs)
1	Digging of Deep Bore Hole	13	42.92
2	Installation of Handpump	16	12.62
3	Laying of Pipeline	1	6.00
4	Installation of RO Water Pant	2	56.92
5	Digging of Well	16	29.46
6	Others	4	41.85
			<b>₹ 189.77</b>



CCL is committed towards provision of safe drinking water with the help of the above activities in and around its command areas.

● **Health**

Over the year 2016-17, health was the next major thrust area aimed at making reaching health care facility and medicines available to the remotest locations and to the under privileged sections of the command areas to improve the health status for the physical and mental well being of the society. A number of activities were carried round the year. CCL has made remarkable achievements in the health sector by the above activities.

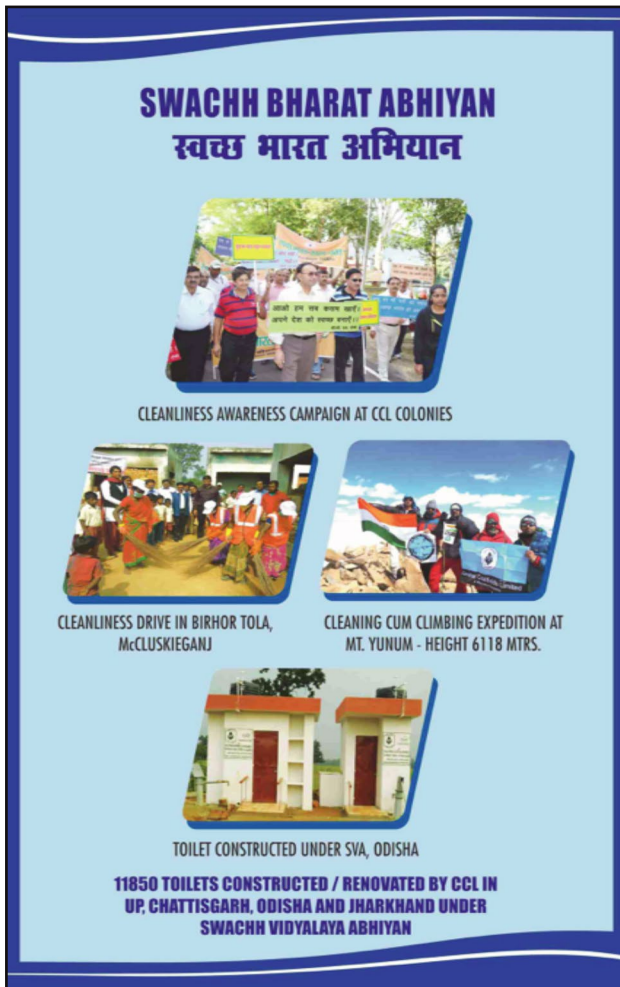
Sl. No.	Name of Activity	No.	Amount Spent (in ₹ Lakhs)
1.	Health Check up Camps	119	35.41
2.	Blood Donation Camps	1	0.15
3.	Medicine distribution from CSR Dispensary	1	11.04
4.	Eye Check up camps	2	3.21
5.	Anemia, Cancer, Hypertension, Cardiac Problem Detection Camp	19	3.33
6.	Renovation of Operation Theatre in Ram Krishna Mission	1	1.44
7.	Physiotherapy and rehabilitation for mentally/ physically handicapped children	1	0.14
8.	Child Health Check up camp	25	3.95
9.	Others	1	0.55
	<b>Total</b>		<b>Rs 59.22</b>

CCL through its continuous efforts in Health care initiatives aims at improving the health parameters related to Human Development Index (HDI) for nation's development.



● **Sanitation**

Under the flagship project of Swachh Bharat Abhiyan (SVA), several cleanliness drives were carried in and around the command areas of CCL. Construction of Drains and Community Toilet Complex have been major activities in this sector. More than 11,000 toilets were constructed in more than 6000 Govt. schools of Uttar Pradesh, Odisha, Chattisgarh and Jharkhand under SVA by CCL with an aim that sanitation and hygienic environment in schools shall promote attendance of girls in government schools.



Improved sanitation also helps the environment. Clean drinking water, and good sanitation would not prevent infections without practicing good hygiene. A simple habit of washing hands goes a long way towards preventing diseases. Thus CCL has adopted **WASH** i.e. “Water, Sanitation and Hygiene” hand washing training camps for health awareness in and around the command areas.

### ● Skill Development

Skill Development is one of the major thrust area of the Government of India. Moreover, Jharkhand has huge number of skill, semi skilled and unskilled youths looking for livelihood opportunities. Skill enhancement in activities like Motor Driving, Computer Training, Beautician, Food Processing and Electrician has helped them to be entrepreneurs and start a livelihood on their own and reduce dependency and unemployment. Youths in the communities have requested for skill enhancement and development training and based on their need, several activities have been designed to promote livelihood activities in the areas in the last fiscal.

Sl. No.	Name of Activity	No.	Amount Spent (in ₹ Lakhs)
1	Construction of Toilets in command areas under CSR	42	90.09
2	Construction of Drains	9	36.74
3	Cleanliness Drive at Mt. Yunum, Himachal Pradesh	1	1.00
4	Swachh Vidyalaya Abhiyan	1	593.72
	<b>Total</b>		<b>Rs 721.55</b>

### ● Cleaning Expedition at snow peaks of Mt. Yunum

Taking cleanliness to yet another level, CCL supported in Cleanliness Drive at Mt. Yunum, Himachal Pradesh and a total financial assistance of ₹ 1.00 lakhs were provided to the team of mountaineers.

Sl. No.	Activity	No. of trainings held	Amount Spent (in ₹ Lakh)	Total No. of Beneficiaries
1	Beautician Training	2	1.74	579
2	Computer Training	3	4.84	
3	Driving	1	2.03	
4	Electrician & Welder	1	5.49	
5	Food Processing	1	1.41	
6	Mobile Repairing	1	0.78	
7	Motor Mechanic	1	2.03	
8	Tailoring	6	14.41	
	<b>Total</b>		<b>32.73</b>	

## SKILL DEVELOPMENT कौशल विकास



**CANDIDATES UNDERGOING ITI TRAINING**



**ROZGAR MELA ORGANIZED BY CCL**



**SUCCESSFUL COMPLETION OF SEWING TRAINING AT HAZARIBAGH**



**FOOD PROCESSING TRAINING FOR WOMEN**



**MSDC, BARKAKANA**



**DRIVING TRAINING AT DHORI**

- **Sports Promotion**

- (a) 5 nos. of Village Football Tournaments have been organised in command areas for encouragement of the rural youth, 8 nos. of development activities have been undertaken to develop rural playgrounds / stadium.
- (b) 5 nos. of activity has been undertaken for Distribution of Sports items in Areas.

- **Jharkhand State Sports Promotion Society (JSSPS), Khelgaon, Hotwar**

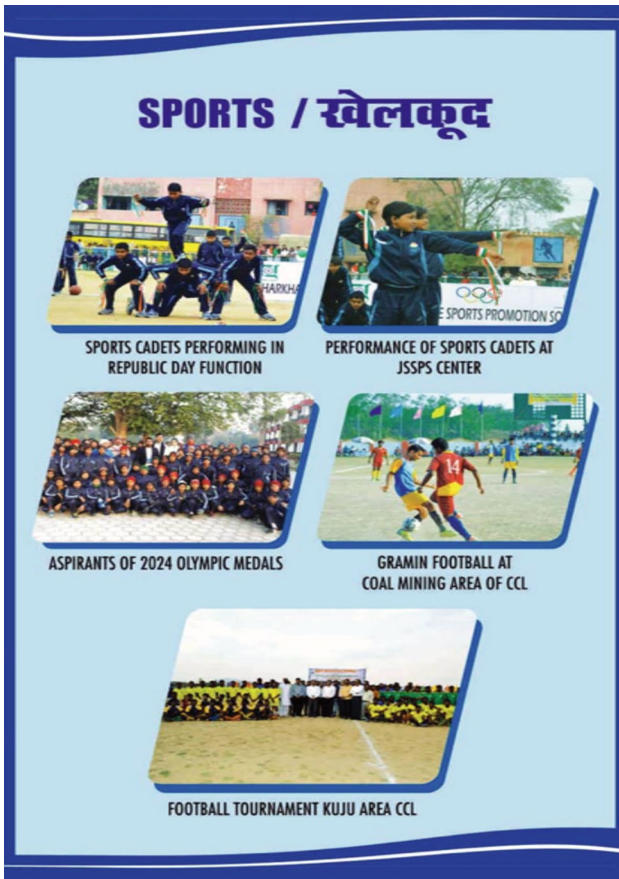
One of the major flagship project of the

year, a total of 78 students have been undergoing sports training in various sports discipline and a amount of ₹ 911.50 lakhs have been transferred to JSSPS for promotion of sports and operation maintenance and management of Sports Academy. A fresh new batch of 100 students (50 boys and 50 girls) have been inducted to undergo training in coming year.

CCL is committed for identification of Hidden Talents in Sports across the State and mainstreaming them into quality



education at par with the development society.



Sl. No.	Name of the Activity	No. of Activities	Expenditure (in ₹ Lakh)
1	Conducting Football Tournaments	6	12.73
2	Procurement of Sports Material	5	6.94
3	Promotion of Culture	1	1.22
4	Operation of Sports Academy	1	1595.15
5	Others	1	8.11
<b>Total</b>			<b>1624.15</b>

### Environment & Sustainable Development



Sl. No.	Name of the Activity	No. of Activities	Expenditure (in ₹ Lakhs)
1.	Digging of Ponds & Ghats	12	63.29
2.	Construction of Check Dam	1	4.29
3.	Distribution of Tulsi Plants and Plantation Drive at Varanasi and plantation of trees in and around command areas	2	4.12
4.	Development of Eco Park	1	5.21
5.	Development of Rain Water Harvesting System	1	1.97
6.	Providing Solar Streets lights to villagers	4	5.45
7.	Others	4	9.11
	<b>Total</b>		<b>93.44</b>

● **Infrastructure**

An expenditure of ₹ 102.81 Lakhs has been incurred in the infrastructural developmental activities in and around command areas during the year 2016-17.

- (a) **Roads** – Construction /Repair of 1101 mts of rural roads have been done during the year 2016-17.
- (b) **Community Halls** – 15 nos. Community Halls / Mandaps have been constructed in the peripheral villages of the command areas during the year 2016-17.
- (c) A total of 10 activities of construction of boundary wall been done in 2016-17.
- (d) 4 nos. of Ghats and 1 activity related to construction of shed has been carried in the fiscal year.

● **Social Empowerment**



CMD, CCL visiting Divyaang Centre

Sl. No.	Head of Activity	Expenditure (In ₹ Lakh)
1.	Distribution of Artificial Appliances	28.57
2.	Divyang Centre Development	
3.	Livelihood Promotion activities in command Areas	
4.	Running of Old Age Home	
5.	Others Rural Development Projects	



Distribution of Artificial Appliances to Divyaangjan at Bukru, Ranchi

**Other Developmental Activities**

Sl. No.	Name of the Activity	Expenditure (in ₹ Lakhs)
1.	Adoption of Village ( HatmaBasti)	14.68
2.	Development of Hahap Village	0.47
3.	Others (Administrative Costs)	18.09



Some of the innovative and popular CSR Schemes taken up by CCL are Swachh Vidyalay Abhiyan, CCL Ke LaL / Laadli, Drinking Water Project in coal mining areas, Skill Development Centres in the command areas of CCL, Sports Academy, Hotwar run by JSSPS, Swachh Vidyalaya Abhiyan, Swacch Bharat Abhiyan on snow covered mountains, etc. CCL uses CSR as a strategic tool for sustainable growth by integration of business processes with social upliftment.

**ACCOLADES**

CCL being awarded the Best Company Award for CSR activities in CIL for the year 2016-17 during its Foundation Day Celebration on 1st Nov 2016 at Kolkata.



**CCL awarded for “Innovation in CSR Practices” in World CSR Congress organised by ABP News on 17th Feb 2017 at Mumbai**

**Our Future Endeavors**

- Developing ODF communities in 3 districts i.e. Bokaro, Hazaribagh and Ranchi through JCSRC- Project cost : ₹ 21.45 Crores

- Construction of Bio-Toilet in 4 Railway Stations namely Ranchi, Ranchi Road, Ray, Khalari located in coal mining areas — Project cost : ₹ 16.00 lakhs
- Skill Development Program for 1000 youths of Kanke Block- Project cost : ₹ 20.00 lakhs
- Installation of RO Water Plant at M&A Area — Project cost : ₹ 131.27 lakhs
- Expansion of Sports University, Hotwar through JSSPS- Project cost : ₹ 5 Crores
- Distribution of Fruit and Medicinal Plants at Varanasi- Project cost : ₹ 23.00 lakhs
- Installation and Supply of Solar Street Lights and High Mast LED lights in the villages of U.P. : Project cost — ₹ 240.58 lakhs
- CCL Jeevandayee Arogya Yojna (CJAY) — Project cost : ₹ 50.00 lakhs
- Development of banks of Damodar River from IWSP to N.T.C. office at B&K — Project cost : ₹ 61.81 lakhs
- Construction of Community Hall (Sanskar Bhawan) in B&K-Project cost : ₹ 19.13 lakhs
- Project on providing Mass Mid-day Meal to School Going Children in Ranchi & Piparwar in PPP mode – Project cost : ₹ 7.71 lakhs
- Installation of Sanitary Napkin Vending Machine at Government schools in Chatra District-Project cost : ₹ 6.65 lakhs
- Skill Development Centre at Amrapali OCP on OB Dump — Project cost : ₹ 324.50 lakhs

are some of the proposed schemes in the coming year 2017-18 with their approx. project costs.

## 19. SAMADHAN SCHEME

A Grievance cell has been established on 27/04/2012 for redressal of grievances of all working or retired executives, non-executives, contractors, consumers of CCL or any other person related to CCL. The complainants lodge their grievance either in writing, over toll free no. 18003456501, Online, Whatsapp Sewa no 7091093753, Twitter, Aap Ka Darbar and verbally being present in the office himself. The complaints are registered in a register having a serial no. and the receipt of the complaint is given to them indicating the probable date keeping in view the nature for redressal of their grievances. Attempt is made to inform the respective HOD's over phone regarding receipt of the complaint. Subsequently, a letter is written annexing the complaint to the respective HOD's requesting them to redress the same within a time mentioned therein. On non-receipt of reply the HOD's are reminded over phone as well as in writing. The reply received from the HODs are examined and if found satisfactory, the complainants are informed over their mobile phone and written reply is also given. In case of reply of HODs are not being found satisfactory, case is again sent to HODs for review and if reply received is still not found satisfactory then the case is referred to the standing committee for re-examination. After re-examining the case, standing committee cell and GM Samadhan after due recommendation sends the proposal for deliberation in FD's.

### Achievement of Samadhan Cell during 2016-17

A total no of 595 grievances were received in Samadhan Cell during 2016-17 out of which 510 grievances have been disposed of resulting in an achievement of 85.71%

Since inception Samadhan Cell, HQ. CCL, has received a total no of 1961 grievances out of which 1815 grievances have been disposed of resulting in an overall achievement of 92.55%.

This cell has achieved 85.74% and deserves for Excellent Rating for the year 2016-17.

## 20. CAPITAL EXPENDITURE ON SOCIAL OVERHEAD ASSETS TILL 31.03.2017

Till 31.03.2017, the cumulative amount spent by our Company towards social overhead assets is ₹ 506.15 Crs. details of which are tabulated below :

(₹ In Cr.)

Sl. No.	Particulars	2016-17	2015-16
(i)	Building	398.71	342.81
(ii)	Plant & Machinery	61.67	58.72
(iii)	Furniture & Fittings	19.08	18.15
(iv)	Vehicles	7.49	7.53
(v)	Development	19.20	19.20
<b>TOTAL</b>		<b>506.15</b>	<b>446.41</b>

## 21. FINANCIAL PERFORMANCE

The financial results of your Company during 2016-17, as compared to 2015-16, are as under :

(₹ in Cr.)

Sl. No.	Particulars	2016-17	2015-16
(i)	Revenue from operations	11507.09	11543.20
(ii)	Other Income	561.75	465.09
(iii)	Total Revenue	12068.84	12008.29
(iv)	Expenses excluding depreciation, interest	9250.73	8421.84
(v)	Profit before depreciation, interest	2818.11	3586.45
(vi)	Depreciation/Amortization /Impairment	372.63	400.58
(vii)	Interest	71.88	77.26
(viii)	Profit before Tax	2373.60	3108.61
(ix)	Tax Expense	984.19	1179.21
(x)	Net Profit after Tax	1389.41	1929.40
(xi)	Other comprehensive income	20.05	65.49
(xii)	Tax on Other Comprehensive Income	8.32	24.83
(xiii)	Profit attributable to Owners of the Company	1401.14	1970.06

The Board of Directors of your Company has paid an Interim Dividend of ₹ 3634.04 Crs. (Previous year — ₹ 1457.00 Crs.) and recommended a final dividend of Nil. (Previous Year — Nil). Total dividend in 2016-17 is ₹ 3634.04 Crs. (dividend per equity share is ₹ 3866.00, on 9400,000 equity shares of ₹ 1000.00 each — previous year ₹ 1550.00).

## Financial Parameters of MoU 2016-17

- Thus your company has achieved ₹ 10774.82Crs. for the parameter "Revenue from Operations (Net) : Net Sales+other operating Revenue(Net)". This is Excellent Rating against ₹ 10372.02Crs. of MoU Target 2016-17.
- Thus your company has achieved 19.81% for the parameter "Operating Profit: PBT (Excluding other income, prior period and exceptional items)". This is Excellent Rating against 17.97% of MoU Target 2016-17.
- Thus your company has achieved 67.38 days for the parameter "No. of Days of Inventory of Coal Stock(Net) to Sale of Products(Net)". This is Excellent Rating against 68.79 days of MoU Target 2016-17.
- Thus your company has achieved 8.47% for the parameter "Trade Receivables (Net) as % of Revenue From Operations (Gross)". This is Excellent Rating against 13.65% of MoU Target 2016-17.
- Thus your company has achieved 46.11% for the parameter "PAT /Net Worth". This is Excellent Rating against 18.31% of MoU Target 2016-17.
- Thus your company has achieved 277.13% for the parameter "Dividend/PAT". This is Excellent Rating against 36% of MoU Target 2016-17.
- Thus your company has achieved 127.79%

for the parameter “Dividend/Networth”. This is Excellent Rating against 6.59% of MoU Target 2016-17.

(₹ In Cr.)

## 22. CAPITAL EXPENDITURE

The capital expenditure during the year 2016-17 has been ₹ 1145.80 Crs. compared to ₹ 638.33Crs. in the previous year. The head-wise details of capital expenditure during the year 2016-17, are detailed below :

(₹ in Cr.)

Sl. No.	Head of expenditure	2016-17	2015-16
(i)	Land	116.26	302.02
(ii)	Building	60.35	12.92
(iii)	Plant & Machinery	111.34	220.35
(iv)	Furniture & Fittings	2.04	2.15
(v)	Office Equipment	5.38	13.83
(vi)	Railway Siding*	776.35	0.43
(vii)	Vehicles	2.89	2.95
(viii)	Other Mining Infrastructure	71.12	83.28
(ix)	Software	0.07	0.40
	<b>Total</b>	<b>1145.80</b>	<b>638.33</b>

\*Railway Siding includes expenditure incurred upto 31.03.17 on Tori – Shivpur Rail-line (enabling Assets) amounting to ₹ 738.38 crores.

**Thus your company has achieved ₹ 1145.80Crs. for the parameter “CAPEX”. This is Excellent Rating against ₹ 600Crs. of MoU Target 2016-17.**

## 23. CONTRIBUTION TO EXCHEQUER

The contribution to the State/Central Exchequer during the year 2016-17 vis-à-vis 2015-16 is detailed below :

Sl. No.	Particulars	2016-17	2015-16
(i)	Royalty on Coal	1241.41	1078.71
(ii)	NMET (Central Fund)	23.38	11.32
(iii)	DMF (State Fund)	659.72	–
(iv)	Sales Tax / VAT	341.50	482.03
(v)	Stowing Excise Duty	59.42	61.21
(vi)	Income Tax	1010.50	1226.54
(vii)	Dividend Tax	739.80	348.47
(viii)	Service Tax	279.54	57.77
(ix)	Clean Energy Cess	2433.23	1135.78
(x)	Central Excise on Coal	365.48	503.45
(xi)	Others	13.13	16.84
	<b>TOTAL</b>	<b>7167.11</b>	<b>4922.12</b>

## 24. CAPITAL STRUCTURE

During the year under report, the Authorized Share Capital and the Paid-up Share Capital of your Company remained unchanged viz. ₹ 1100.00 Cr. and ₹ 940.00 Cr. respectively. The net worth of the Company as on 31st March 2017 is ₹ 3,245.42 Cr. compared to ₹ 6218.12 Cr. (re-stated) as on 31st March 2016.

### 24 (i) BORROWINGS

- (i) During the Financial Year 2016-17, the company has borrowed ₹ 1500 Crs. from Mahanadi Coalfields Limited ( MCL) for a period of five years at an interest rate of 7.20% per annum on quarterly compounding if interest is not paid quarterly. The loan is repayable on quarterly basis @ ₹ 75.00 Crs. per quarter along with quarterly interest.
- (ii) During the Financial year 2016-17, the company has also borrowed ₹ 1103.78

Crs. on short term borrowings from banks against Fixed Deposits of ₹ 1218.00 Crs.

## 25. STATUS OF PROJECT IMPLEMENTATION

Till 31.03.2017, a total number of 62 mining projects with ultimate capacity of 116.86 MTY and 26 Non-mining projects of each costing ₹ 2.00 Cr and above, were sanctioned by different competent authorities. Out of these projects, 55 projects (35 mining & 20 non-mining) have already been completed. The remaining 27 mining ongoing projects having an aggregate ultimate capacity of 66.34 million tonnes per annum at a sanctioned capital cost of ₹ 4530.72 Crs and six non-mining Projects at a sanctioned capital cost of ₹ 113.42 Cr. are at various stages of implementation.

Category wise details are tabulated below :

Projects	Total No. of Projects (Incl. Compl. Proj.)	Capital Outlay (₹ Crs.)	Ultimate Capacity (MTY)(Coal)
<b>ABOVE 150 CRORE</b>			
MINING	14	5654.44	75.46
NON-MINING	0	0	—
<b>50 CRS. TO 150 CRS.</b>			
MINING	11	1074.04	21.66
NON-MINING	3	291.75	—
<b>20 CRS. TO 50 CRS.</b>			
MINING	6	204.32	4.55
NON-MINING	1	48.78	—
<b>2 CRS. TO 20 CRS.</b>			
MINING	31	460.92	15.19
NON-MINING	22	178.7	—
<b>MINING</b>	<b>62</b>	<b>7393.72</b>	<b>116.86</b>
<b>NON-MINING</b>	<b>26</b>	<b>519.23</b>	<b>—</b>
<b>GR. TOTAL</b>	<b>88</b>	<b>7912.95</b>	<b>116.86</b>

Details of 55 completed projects are as under:

Projects	Number			Sanc. Capital (₹ Crs.)			Ultimate Capacity (Mty)
	Mining	Non-Mining	Total	Mining	Non-Mining	Total	(Coal)
Above ₹ 150 Crs.	4	0	4	1950.54	0	1950.54	26.25
Between ₹ 150 – ₹ 50 Crs.	5	3	8	429.16	291.75	720.91	8.95
Between ₹ 50 – ₹ 20 Crs.	5	0	5	157.54	0.00	157.54	3.75
Between ₹ 20 – ₹ 2 Crs.	21	17	38	325.76	114.06	439.82	11.57
<b>SUB-TOTAL</b>	<b>35</b>	<b>20</b>	<b>55</b>	<b>2863</b>	<b>405.81</b>	<b>3268.81</b>	<b>50.52</b>

Implementation Status of 33 ongoing projects costing Rs. 2 Crs. and above :

Projects	Number			Sanc. Capital (₹ Crs.)			Ultimate Capacity (Mty)
	Mining	Non-Mining	Total	Mining	Non-Mining	Total	(Coal)
Above ₹ 150 Crs.	10	0	10	3703.90	0	3703.90	49.21
Between ₹ 50 Crs. – ₹ 150 Crs.	6	0	6	644.88	0	644.88	12.71
Between ₹ 20 Crs.– ₹ 50 Crs.	1	1	2	46.78	48.78	95.56	0.80
Between ₹ 2 Crs. – ₹ 20 Crs.	10	5	15	135.16	64.64	199.80	3.62
<b>SUB-TOTAL</b>	<b>27</b>	<b>6</b>	<b>33</b>	<b>4530.72</b>	<b>113.42</b>	<b>4644.14</b>	<b>66.34</b>

Out of 25 delayed projects (mining) three projects could not start due to FC in Parej East UG & Tisri UG and EC in Hurilong UG. Remaining 22 projects are delayed due to :

- Authentication of land.
- Forestry Clearance and site hand over.
- Coal Evacuation problem.
- R&R issues.

Projects Commissioned / Approved during the XII Plan Period (2012-17)

Following mining projects have been approved during XII Plan period.

Sl. No.	Name of Project	Capacity in Mty	Proposed capital outlay in Rs. Cr	Approval from CCL/ CIL Board	Govt's approval / Present status
1.	RCE Kathara OCP	1.9	128.94 (Additional)	Approved in the 390th Meeting of Board of Directors of CCL held on 01.10.2012	Implemented
2.	Sayal 'D' OC	1.0	48.53	Approved by CCL Board on 10.10.2013	Under Implementation
3.	Kalyani OC	2.0	408.68	Approved by CCL Board on 21.02.2017	Under Implementation

### Projects Started Coal Production during the XII Plan Period (2012-17)

Sl No.	Project	Capacity (MTY)	Start of coal production
1.	Konar OC	3.5	21/04/2014
2.	Amrapali OC	12	11/07/2014
3.	North Urimari OC	3	03/11/2014
4.	Karo OC	3.5	16/11/2014
5.	Magadh OC	20	24/09/2015

### Projects Completed during the XII Plan Period (2012-17)

Sl No.	Project	Capacity (MTY)	Project Completed in
1.	Amla OC	2.5	Oct-12
2.	Urimari EPR OC	2	Aug-13
3.	Piparwarr EPR	10	Oct-15
4.	Ashoka EPR	10	May-16
5.	Tarmi OC	1	Nov-16
6.	Topa OC	1.2	Nov-16

In addition to above "In Principle Approval" for following projects have been approved.

Sl. No.	Name of Project	Capacity in Mty	Approval from CCL Board
1.	Tapin South Expansion	2 / 2.5	03.08.2012 & 04.08.2012
2.	Hesalong	1.7 / 2.5	01.10.2012
3.	Amla Dhori UGP	0.57 / 0.65	20.12.2012
4.	Sanghmitra	20 / 27	20.12.2012
5.	Topa Expansion	5.25/7	02.02.2013
6.	Aswa	1.0/1.35	02.02.2013
7.	Mahendra OC	4.0 / 5.4	26.04.2013
8.	Pachra Integrated OC (Chandragupta OC)	15.0 / 20	26.04.2013
9.	Ashok OC	22 / 30	06.11.2013
10.	Ara OC	2.5 / 3.4	06.11.2013
11.	Jeewandhara OC	1.0 / 1.35	19.11.2013
12.	Asnagarha	3.0 / 4.0	15.04.2014
13.	North Urimari Expansion	7.5 / 10	04.11.2014
14.	EPR of Govindpur Ph II OC	3.0 / 4.0	04.11.2014
15.	Godo OC	3.0 / 4.0	10.02.2015
16.	Karo Expansion OC	11 / 15	21.02.2013
17.	Bhairavi OC	7/10	12.04.2015
18.	Magadh Expansion OC	51/70	21/22.05.2015
19.	EPR of Konar	8/11	16.03.2016
20.	EPR of Amrapali	25/35	31.10.2015
<b>Total</b>		<b>193.52 / 264.15</b>	

Final approval is under process for the above projects.

Our Company's production level in 2016-17 is as follows :

(Fig. in MT)

Group	2016-17(Actual)
Existing mines & completed projects	43.292 MT
On-going projects	23.755 MT
<b>TOTAL</b>	<b>67.047 MT</b>



1. **Technology Up gradation** — Thus your company has achieved two in nos. for the parameter “Deployment of Surface Miners”. This is Excellent Rating against 2 Nos. of MoU Target 2016-17.

2. **Monitoring of parameters** — Thus your company has achieved 100% for the parameter “Percentage of value of CAPEX contracts /running projects during the year without cost overrun to total value of CAPEX contracts running/completed during the year”. This is Excellent Rating against 100% of MoU Target 2016-17.

## 26. ENVIRONMENT & FOREST

### A. Environment Management

1. **No. of Projects for which Environmental Clearance Received: 03**

Name of Project	Cap in MTPA	
	Nom	Peak
Jharkhand Expansion OCP	2.0	2.7
Rohini Expn, OCP	3.0	3.3
Ashok Expansion OCP	14.00	14.00

### **Addition of 4.7 MTPA capacity of coal**

2. **No. of Projects for which Form – I has been submitted to MoEF : 01**

Name of Project	Cap in MTPA	
	Nom	Peak
Balkudra OCP (1/1.3)	1.0	1.3

3. **No. of Mines for which ToR issued : 01**

Name of Project	Cap in MTPA	
	Nom	Peak
Balkudra OCP (1/1.3)	1.0	1.3

4. **No. of Mines (projects) for which Public hearing held : 03**

Name of Project	Cap in MTPA	
	Nom	Peak
Selected Dhorri Group of Mines	8.25	11.00
Sayal D	1.00	1.35
Jharkhand Expn OCP	2.00	2.70

5. **No. of Mines (projects) for which EMP Submitted to MoEF : 07**

Name of Project	Cap in MTPA	
	Nom	Peak
Karo Expansion OCP	11.0	15.0
Konar Expansion OCP	8.0	11.0
Ashok Expansion OCP	14.0	14.0
Rajhara OCP	0.3	0.5
Jharkhand Expn OCP	2.0	2.7
Rohini Expansion OCP	3.0	3.3
Tapin South Expn OCP	2.0	2.5

### B. Afforestation

During 2016-17, 70065 saplings were planted over 26.49 Ha of land. The plantation has been done through State Forest Department.

Some photographs done on OB dumps during 2016-17 are appended below :





**C. Other Environment Related Activities**

All the mines / washeries of CCL are being monitored on regular basis by CMPDI. This year about 2500 numbers of PM<sub>10</sub> (RPM) stations, 2500 numbers of PM<sub>2.5</sub> stations, 1000 effluent monitoring stations, 500 surface quality stations, 200 drinking water quality samples, 2200 noise monitoring stations and 50 samples of DETP were monitored. Monitoring of PM<sub>2.5</sub> was started during the year.

**D. Estimation of Mine Water and Mine Discharge in the Mines of CCL**

The availability of mine water in mine voids of CCL along with the quantum of mine discharge was assessed during the year. As per the assessment about 25 billion gallon of water is available in the mine voids which can be utilized for domestic and irrigation purposes by the neighboring villages. A draft MoU to be signed between Government of Jharkhand and CCL has been submitted to State Government.

**E. Land reclamation status of opencast mines**

Reclamation status of mines is being monitored by CMPDI by remote sensing on a regular basis. The projects with composite excavation capacity of more than 5 Million Cubic Meter are monitored every year and the projects less than 5 Million Cubic Meter are monitored once in three years.

Five large open cast projects of CCL having composite excavation capacity of more than 5 Million Cubic Metre – Ashok OCP, Piparwar OCP, KDH OCP, Parej East OCP and Rajrappa OCP are monitored every year.

The 11 projects with composite excavation capacity of less than 5 Million Cubic Metre were monitored in the year 2013 and again in 2016. These projects are. Ara, Bhurkunda, Pichri, Pindra, Sirka, Dhori, Bokaro, Kargali, Rajhara, Religara and Sarubera. Status of composite reclamation of these mines wrt to earlier period is given in the table below :

S.No.	Activity	Area in Km <sup>2</sup> during 2016	Area in Km <sup>2</sup> during 2015
1.	Plantation	808.11	793.87
2.	Under Backfilling	602.42	551.35
3.	Active Mining	580.95	571.82
4.	Excavated Area	1991.48	1917.04

**F. Forest land clearances**

<b>Major Achievements 2016-17</b>				
<b>Forest Clearance</b>				
	<b>Sl no.</b>	<b>Description</b>	<b>Details</b>	
	1	Forest Clearance for Road	0.97 Ha (2.396 Acres)	
	2	Stage-II Forest Clearance	1 No.	1. Magadh Road
	3	Stage-I Forest Clearance	1 No.	1. Magadh Road
Utilisation of Capital Budget	3.08 times the target of Forest Department			
	i.e. Achieved 308% of Target			
	17.96% of Targeted Capital budget 2016-17 of CCL			
<b>Payment to GoJ in ₹</b>				
<b>Total Payment</b>	<b>Net Present Value</b>	<b>Compensatory Afforestation</b>	<b>Safety Zone</b>	<b>Other Payment</b>
₹ 107,74,35,493.00	₹ 95,77,69,313.99	₹ 11,96,66,179.00	0	0
<b>2419.19 Ha (5977.95 Acres)</b>	<b>Sl No.</b>	<b>Name of Proposals</b>	<b>Area in Ha</b>	<b>Amount in ₹</b>
	1.	Urimari OCP (Renewal)	49.97	4,13,05,253.00
	2.	Tarmi OCP	55.06	86,99,480.00
	3.	Kedla UGP	89.65	5,61,20,900.00
	4.	Ara OCP	112.11	3,81,28,163.00
	5.	Sarubera OC	172.95	5,88,19,603.00
	6.	Pundi OC	52.97	1,73,19,095.00
	7.	Laiyo UG	78.59	58,05,439.00
	8.	Sayal D OCP	104.31	6,52,98,060.00
	9.	Churi Benti Project	215.34	17,29,18,020.00
	10.	Karo OCP	349.81	9,88,81,420.00
	11.	Jharkhand OCP	55.24	3,45,80,240.00
	12.	Kedla OCP	274.38	17,17,61,880.00
	13.	Parej East OCP	56.39	3,53,00,140.00

2419.19 Ha (5977.95 Acres)	SI No.	Name of Proposals	Area in Ha	Amount in ₹
	14.	Khashmahal OCP	38.13	2,38,69,380.00
	15.	Kuju colliery	258.98	9,03,50,580.00
	16.	Urimari OCP	455.31	15,82,77,840.00
	Nos. of Proposals	Area in Ha	Remarks	
<b>Online proposals submitted</b>	7	785.854 Ha	1. Churi Benti Underground Project (281.17 Ha)	
		(1941.888 Acres)	2. Wharfwall Of Piparwar Railway Siding (4.51 Ha)	
			3. Road Project from Raham to Chatra-Khelari Road (4.711 Ha)	
			4. Argada OCP (233.88 Ha)	
			5. Konar Washery (68.40 Ha)	
			6. Magadh Railway Siding (153.52 Ha)	
			7. Amlo Opencast Project (39.663)	
<b>NOC Obtained</b>	6	431.501	1. Konar Washery (1.53 Ha)	
		(1066.262 Acres)	2. DRD (339.55 Ha)	
			3. Argada OC (44.567 ha)	
			4. Topa OC (36.22 Ha)	
			5. AmloExp OCP (2.114 Ha)	
			6. Coal dispatch conveyor of Karo (7.5 ha)	
<b>FRA Obtained</b>	3	827.68	1. Konar Washery (68.40 Ha)	
		(827.68 Acres)	2. Coal dispatch conveyor of Karo OCP (7.5 Ha)	
			3. Argada OC (233.88 Ha)	

	Nos. of Proposals	Area in Ha	Remarks	
Site Handover	1	0.97	1. Magadh Road	
		(2.396 Acres)		
DGPS for Forest Land	4		1. Purnadih	
			2. Magadh Railway Siding	
			3. Piparwar Wharfwall	
			4. Konar (288.26 ha)	
DGPS for CA Land	4		1. Karo (480 ha)	
			2. Karo belt	
			3. Konar	
			4. Urimari	
KML File	8		1. Purnadih OC	
			2. Magadh Rly Siding (13 patches)	
			3. Urimar CA (1 patch)	
			4. Karo OC	
			5. Karo Belt Conveyor	
			6. Konar Washery	
			7. Piprwar Railway Siding	
			8. Pipawar Wharf Wall	
No. Of Proposal Sent to MoEFCC	4		1. Urimari OC (34.64 Ha)	
			2. Rajrappa OCP (277.15 Ha)	
			3. Karo OCP (226.67 Ha)	
			4. Coal Dispatch Conveyor of Karo (7.5 Ha)	

**27. LAND ACQUISITION STATUS****Under CBA (A&D) Act 1957**

During the year 2016-17 further progress has been made in the following proposals for acquisition of land under the above Act.

Sl. No.	Name of the Project	Area in acres	Acquisition
1.	Tetariakhar OCP (RJH))	181.66	Section – 11 (1)
2.	Amrapali Expansion OCP (M&A)	1046.55	Section – 11 (1)
3.	Giddi 'C' OCP (Argada)	9.58	Section – 11 (1) & Section – 9(1)
4.	Piparwar Project-Piparwar Rly Siding	91.00	Section – 11 (1)
5.	Kuju OCP (Kuju)	189.99	Section – 9(1)
6.	Magadh Expansion-II (M&A)	13859.99	Section – 7(1)
7.	Amrapali Expansion-II OCP	5300.82	Application for Section – 4(1) send to MOC
8.	Konar OCP	Sec. 4(1) – 33.9 Sec. 7(1) – 9.09	Section – 4(1) & Section – 7(1) completed
9.	Chainpur OCP	58.41	Section – 7(1) & Section – 4(1)
10.	Sanghmitra OCP	1557.65	Section – 4(1)
11.	Chano – Rikba OCP	1727.6	Section – 4(1)
12.	Pichhri OCP Phase II (Dhori)	130.95	Application for Section – 7(1) send to MOC.
13.	Selected Dhori OCP	18.41	Section – 4(1) Completed
14.	M&A Railway Siding	127.35	Section – 4(1)
15.	Dhadhu East OCP (Rajhara)	7738.00	Section – 4(1)

**1. Payment of Compensation**

During the year under reference, for land, houses, trees and other interest acquired earlier under the provision of CBA (A&D) Act, 1957 compensation amounting to ₹ 1338.688 lakhs

have been disbursed. 11 numbers of payment camps were held in different areas for payment of compensation.

₹ 3682.02 lakh have been sanctioned by competent authority for compensation amount under houses, trees (including R&R Benefits). ₹ 1249.933 lakhs has also been disbursed for rehabilitation and resettlement benefits including lump sum payment to project affected persons in KDH, Magadh, North Urimari, Topa, Giddy 'C', Bhurkunda, Piparwar Railway Siding & Purnadih Projects.

**2. Employment**

During the year 2016-17, as many as, 117 fresh employments have been provided to land losers or their nominees in different Areas/Units enabling the company to take 234.00 acres of land in physical possession.

**3. Rehabilitation & Re-settlement**

During the year 2016-17, a total of 259 families were rehabilitated in different projects (mostly in KDH, Magadh, North Urimari, Topa, Piparwar Railway siding & Purnadih Project etc).

**28. RAILWAY SIDING****A. New Sidings under Construction****(a) Piparwar Siding**

The Piparwar siding taking off from McCluskieganj Railway Station of East Central Railway, is under construction.

**Present Status**

M/s RITES Ltd. was entrusted the job of completing the balance work of Piparwar railway Siding, at an awarded cost of ₹ 90.61 Crores on deposit term basis.

The formation work has been completed in the entire length of 30.5 Kms and track linking of Surface line/main line has been completed and Diesel Engine trial run on the surface line has been done. Electrification, Signaling & Telecommunication of this rail line along with track linking of loop line is also to be done by RITES. The work is in progress by M/s RITES. On the request of M/s RITES, provisional time extension has been granted up to June 2017 for completion of the work. The project cost has been revised to ₹ 141.00 Crores (approx.) by M/s RITES Ltd.

Track linking for 1.683 Kms. at Junction point at McCluskieganj Railway Station is being carried out by EC Railway as deposit work. The work related to main line has been completed by EC Railway but the work of flyover line / loop line is remaining to be completed.

**(b) Construction of Tori-Shivpur-Hazaribagh (Now Kathotia) New B. G. Railway Line (with 100% CCDA Assistance)**

The forestry clearance proposal of this new BG rail line project (Revised length 93.45 Kms.) under execution by EC Railway, Patna was previously rejected by MoEF on 31.08.2010.

**Present Status**

**(i) Tori-Shivpur (Estimated cost ₹ 1588.65 Crs.)**

Stage – I forestry clearance was subsequently granted by MoEF in April 2011 of the revised alignment. Thereafter, Stage – II forestry clearance for the modified alignment of Tori – Shivpur section only was granted by MoEF on 19.06.2013. Earth work is in progress in 0 – 44 Kms portion from Tori end at an awarded cost of ₹ 612.54 Crores. Work of Major Bridges in the reach 0 – 23 Km and in the reach

23 – 44.5 Km is in progress by Railway. Earth work in formation (including rock cutting) is in progress & 156.30 lakhs Cu.m earth work done. Work of ROB's are in progress and construction of station buildings is in progress at a cost of ₹ 39.95 Crores. Total physical progress is 65% in Tori – Shivpur section. A total expenditure of ₹ 914.196 Crores has been incurred by Railway up to March'2017 on Tori – Shivpur – Kathotia new rail line.

**(ii) Shivpur – Kathotia (Revised alignment of Shivpur – Hazaribagh)**

Forestry clearance of Shivpur – Hazaribagh section was earlier rejected by MoEF on grounds of high density forest and presence of Schedule – I animals in the forest.

**(Estimated cost – ₹ 1983.04 Crs.)**

Subsequent to completion of Final Location Survey (FLS) of the proposed alternative alignment for Shivpur – Kathotia section, the cost estimate of Shivpur – Kathotia section amounting to ₹ 1983.04 Crores was submitted by Railways. After Identification of land, application for obtaining Stage – I forestry clearance for this section has been filed by EC Railways in April / May'2015. No physical work is in progress.

Subsequently the work of Shivpur – Kathotia new BG Rail Line has been identified to be taken up by M/s IRCON International Limited – for revised DPR and bankability report, on behalf of the newly formed joint venture company of CCL, IRCON & Govt. of Jharkhand i.e. “Jharkhand Central Railway Limited” (JCRL). The DPR is under finalization by M/s IRCON.

**(c) Construction of Pipradih Railway Siding**

The work is being carried out by East Central Railway, Dhanbad Division on

deposit term basis. Revised alignment drawing is presently under finalization by EC Railway.

**(d) Construction of North Urimari Railway Siding**

After conducting route alignment survey, Feasibility Study Report (FSR) was prepared & approved by Railway. Further, the Detailed Project Report (DPR) was prepared by M/s RITES Ltd. and the approval has been accorded by EC Railway on 29.12.2015. Engineering Scale Plan (ESP) has been approved by EC Railway. RITES has submitted its budgetary offer for construction of North Urimari siding – which is under process.

**(e) Preparation of FSR, DPR and constn of two nos. wharf wall, loading platform between Ch. 17.000 Kms. & 18.000 Kms. in the Piparwar – Mc-Cluskieganj rail line alignment**

The work has been entrusted to M/s RITES Ltd. DPR has been prepared and submitted to EC Railway for its approval. The revised cost is Rs.99.80 Crores (including RITES fee and Service Tax) based on DPR submitted by RITES – which includes the provision of crossing station at Koilara in between Chainage 10 Kms. & 11 Kms.

**29. GEOLOGICAL SERVICES**

**A. Drilling**

Against the target of 100000 meters total 90970.00 meters of drilling has been done during the financial year of 2016-17, achieving a productivity level of more than 1516.00 meters per drill per month with 5 operating drills from 2 base drilling camps Topa and Lapanga. This includes the drilling of blast holes for mining services, large diameter boreholes for dewatering &

tube wells for potable water and non-coring boreholes for exploration purposes.

**B. Project Documentations and Related works**

**(i) On Geology**

During the year 2016-17 the following activities have been completed. Majority of them being related to production support mining services and for future mining activities :

1. Maintaining H/W, application software and data of computer centre of the department.
2. Interaction with GM (Exploration), RI – III in respect of Location Plans of the running blocks where exploration is being taken up in the CIL blocks of CCL Command area through departmental as well as outsourcing means, Geological information in the MPR and pendency of coal cores.
3. Monitoring of Geological Exploration to be carried out in CCL Command area by RI – III, CMPDI, Ranchi through departmental as well as outsourcing means.
4. Compilation of coal reserves in CCL command area as on 1.04.16. A total of 43.993 B.T. of coal reserves is in CCL command area. Total coal inventory in India as on 1.04.16 is 308.801 B.T.
5. Processing of CMPDI bills in CIL Blocks of CCL command area carried through departmental as well as outsourcing means.



**(ii) Outsourcing Proposals**

1. Geological study of Scheme for Outsourcing proposal for making new haul road at extreme western side of the additional patch at Pindra Colliery Outsourcing patch of Kuju Area.
2. Geological study of Scheme for Outsourcing proposal regarding Re-appropriation of OB Rehandling in awarded quantity to M/S BKD Transport Private Limited of Kathara Colliery.
3. Geological study of Scheme for Outsourcing proposal for interchange of part of awarded site of two Outsourcing contracts of Magadh OCP M/S Sainik Mining & allied Services and M/S VPR–BGR–PLR Consortium without altering terms and condition of their original contract.
4. Geological study of Scheme for Outsourcing proposal for removal of 4.24 M CUM OB (Including rehandling of 0.76 M CUM) & extraction of 1.20M Te of Coal from Kargali OC through Outsourcing Agency in a period 4 years.
5. Geological study of Scheme for Outsourcing proposal for Hiring of HEMMs for removal of Coal from proposed Outsourcing patch of Gobindpur Phase – II.
6. Geological study of Scheme for Outsourcing proposal for removal of 72.30 L.CUM OB (Including Interburden) & extraction of 16.00 L.Te of Coal from Sayal-D OC through Outsourcing Agency in a period of 4 years.
7. Geological study of Scheme for Outsourcing proposal for removal of 4.24 M CUM OB (Including rehandling of 0.76 M CUM) & extraction of 1.20M Te of Coal from Kargali OC through Outsourcing Agency in a period 4 years. Re-examination.
8. Geological study of Scheme for Outsourcing proposal for removal of OB & extraction of Coal from Argada Quarry Outsourcing Patch of Urimari OCP, Barka-Sayal Area for a period of one and half year.
9. Geological study of Scheme for Outsourcing proposal for removal of 14.71 L CuM OB & extraction of 10.74 L Te of Coal from Gobindpur Phase – II OCP of Kathara Area through Outsourcing Agency for a period 1 year.
10. Geological study of Scheme for Outsourcing proposal for removal of 43.27 Million CuM OB (including interburden) & extraction of 21.00 Million Te of Coal from North Urimari OCP through Outsourcing Agency for a period 8 years.
11. Geological study of Scheme for Outsourcing proposal for removal of 4.24 M CUM OB (Including rehandling of 0.76 M CUM) & extraction of 1.20M Te of Coal from Kargali OC through Outsourcing Agency in a period 4 years. RE-STUDY
12. Geological study of Scheme for Outsourcing proposal for removal of 33.55 L CUM OB(Including Interburden) & extraction of 7.24 L Te of Coal from Rabodh patch in sector-I of Pindra Colliery (Phase – III) of Kuju Area through Outsourcing Agency in a period 3 years and 06 months.

13. Geological study of Scheme for Outsourcing proposal for removal of 143.77 L CUM OB (Including Interburden) & extraction from Konar patch of AKK OCP of B&K area through outsourcing agency in a period of 04 years.
14. Geological study of Scheme for Outsourcing proposal for inviting enquiries on negotiated rate basis for extraction and transportation of 7.00 Lakhs tone of coal by surface miner, Pay Loader and other allied equipments of Amrapali OCP and transportation to surface stock yard within the balance period of the current financial year 2016-17.
15. Geological study of Scheme for Outsourcing of 46.35 LCuM OB removal at Topa Reorganization OCP, Kuju Area for the period of 2 years.
16. Geological study of Scheme for Outsourcing of 35.00 LCuM OB removal at Jarangdih OCP, Kathara Area for the period of 3 years.

**(iii) On Captive Mine Blocks**

1. Replies given to the queries to various authorities on captive mine blocks.

**(iv) Others**

1. Finalization of exploration programme of CMPDI in CIL blocks through departmental as well as outsourcing means during 2017-18.
2. Replies to the Parliamentary Questions as per record available with this department.

**C. Hydrogeology & Test Hole**

1. A total of 103 nos. deep tube well boreholes and Test hole have been drilled for meeting the requirement of potable water and proving of Coal and OB in different Areas of CCL.

**D. Specialised services and computerization work**

The Geology Department has completed two major projects funded by CIL R&D on GIS based Interactive Geo-mining model of SKCF and WBCF in collaboration with IIT Kharagpur, BIT Mesra, CMPDI, MECL, and Jadavpur University. Final report incorporates the findings of all results from different agencies.

The department maintains all the basic data including borehole and map data, processed outputs and documents.

**E. Coal Reserves**

The geological reserves as compiled & computed by Geological Survey of India as on 01/04/2016 in Proved, Indicated and Inferred categories together within the CCL Command Area amount to 43.993 billion tonnes (up to a depth of 1200 meters.). The details of coal reserves are as under :

*(Fig. in billion tonnes)*

Type of coal	Proved	Indicated	Inferred	Total
Coking	8.026	9.678	1.956	19.660
Non-coking	14.093	7.075	3.165	24.333
<b>Total</b>	<b>22.119</b>	<b>16.753</b>	<b>5.121</b>	<b>43.993</b>

**30. COMPUTERISATION & IT ENABLED SERVICES**

Your company has embarked upon the following IT-enabled Projects/Services.

**1. E – office**

E-office is a Mission Mode Project under the National e-Governance Plan(NeGP). It is based on Central Secretariat Manual of e-Office Procedures (CSMeOP).

It is a software product comprising of a set of modules to promote working with files, documents, records, HR, court cases, RTI, electronically, which automates the internal functioning within and across government offices.

For the deployment of e-office in CCL, Employee Master Data and File classification has been prepared and procurement of scanners is under process.

**2. Aadhar Enabled Bio- Metric Attendance System (AE-BAS)**

The purpose AE-BAS system is to enable an employee with an Aadhar Number, to mark his/her attendance in the government offices through Biometric Authentication device. For this purpose, Tablets/Desktop Authentication devices will be installed in each offices of the Central Ministries/ Departments.

**Features**

- Biometric Attendance System based on Aadhaar Authentication (Fingerprint and Iris Based Authentication).
- Attendance System with real time monitoring.
- Comprehensive MIS.
- Lightweight System- Does not requires any special hardware or algorithm.

- Works on multiple platforms (Windows, Android, etc.) and form factors ( Laptop, Desktop and Tablets, etc.).

- Robust System- Self sustained for small power cuts.

- Time taken to Record Attendance:

1-2 Seconds on Wi-Fi

8-11 Seconds on GPRS (SIM)

In Central Coalfields Limited, Online registration of employee in `cclrnc.attendance.gov` in portal of NIC is completed in Headquarter and under process in all Areas. In parallel the installation of Bio-Metric Authentication Devices in Headquarter and all Areas are under process and will be completed and made operational soon.

**3. Mobile App**

Systems Department of CCL in collaboration with the ICT department of CMPDIL is developing various Mobile Apps for both officials across CIL and general use. Some of the Apps are : RaktaDaan, Rozgaar App etc.

**31. SECURITY MANAGEMENT**

The Security Department of Central Coalfields Ltd.(CCL) is a 24x7 functional Department which monitors, controls and takes requisite preventive steps for curbing the menace of illegal mining/establishing liaison with State & Civil authorities etc. Your department has had a splendid track record in the previous financial year i.e. 2016-17. The department has established a hub-to-spoke mechanism with round the clock monitoring of various ongoing

activities at various mines/projects and units. The updated information is collated and rendered as Management Information System(MIS).

Your Department has carried out the maximum number of raids in the year 2016-17 with a total number of 346 raids in the 12 Areas and recovery of over 97 Metric Tonnes of Coal at an approx. value of Rs.97,000.00(Rupees Ninety seven thousand only). Successful raids conducted hallmarks an effective deterrence to nefarious activities. On reporting of illegal coal mining inside the lease hold area of the Coal mine, the department initiates FIR with the local Police and utilizes the State interference to bring the miscreant to books.

Your department has in addition to strength enforcement of Security Personnel at various Coal mines undertaken erection of check-posts at vulnerable points, carried out barbed wire fencing at Coal depots, enhanced night patrolling activities, introduced and effectively monitored Coal weighing and dispatch through CCTV cameras, RFID tagging and GPS Navigational system. In pursuit of achieving excellence, the department has also strengthened the Central Industrial Force (CISF) with various modern gadgets such as armored vehicles, night vision glasses, better arms and ammunitions and a lots of other equipments.

In spite of above, CCL board has been approved 8.5 units( 475 numbers)of State Industrial Force(SISF) during the financial year 2016-17 for strengthening the Security coverage, so that theft of coal/pilferage and other clandestine activities can be minimized.

The deployment of SISF 3(three) 165 Nos. has already been started from 17.12.2017

in Magadh-Amrapali Area for strengthening the security services and to achieve the Coal, OB & Dispatches targets.

With a opening of Rajdhar Siding under Piparwar Area, one unit of SISF was proposed to be deployed at one said siding. In this regard, a request letter has been forwarded to IG(operation),Police Headquarter, Ranchi for early induction/deployment of one unit(55 nos) of SISF at Rajdhar Siding for providing watch & ward duty and to control the local miscreants. In addition to the above, 20 Numbers Lady Home guards has already been deputed at K.D. Old Siding for strengthening security coverage and to stop illegal entry of local women & girls for spontaneous of local and nearby villagers.

In order to safety & security of the company property & assets(both of the PSU and personnel), this department has installed CCTV cameras for residential colonies and office premises, at Darbhanga House, CCL HQ. Ranchi for surveillance of the company property and to check the entry of unwanted elements in office premises. In this regard, the department is creating a comprehensive monitoring and control room at CCL HQ, Darbhanga House, Ranchi for effective monitoring purposes.

## **32. RAJBHASHA IMPLEMENTATION**

During the year 2016-17 the directives given by Ministry and Coal India Ltd. have been complied by arranging workshops, inspections and trainings. Quarterly workshops are regularly organized in Head Qtrs. and different areas.

On 25/26/28 July 2016 and on 4 August 2016 a meeting through video conferencing held between Coal Ministry and Central Coal Fields Ltd. management in which all the aspects related to implementation of Rajbhasha in day to day work

were discussed. The outcome of the discussion and directives were informed to each and every area & HQ deptts. To comply the directives, all deptts. and areas are working earnestly.

September 2016 was celebrated as Rajbhasha month. A number of competitions were organized at HQts. and areas, in which a huge numbers of employees/officials took part. The winners has awarded with cash prize as per ministry's instructions. Over all 165 persons were awarded. The areas and deptts. of head qtrs. have been awarded first, second and third with shields for implementing Rajbhasha in their day to day official work. One department of Hqtrs. also awarded with 'Vishesh Rajbhasha Shield'.

For monitoring the progress of Rajbhasha implementation at company level, in every quarter Rajbhasha dept. conducts quarterly meetings which are being presided by CMD, CCL. Review of progress at area & head qtrs. level is being assessed. Best three (3) areas & deptt. are given excellence certificates. Two NARAKAS (TOLIC) meetings were organized by company presided by CMD, CCL in which 32 PSUs participated. CCL also assists other PSUs to conduct different competition under the banner of TOLIC.

On 16.01.2017 a meeting held at New Delhi with Secretary (OL), Home Ministry, GOI and other Power & Energy Sectors. According to the directives of meeting we are framing bilingual web site. The process is going on which the help of System deptt. One Official Language Implementation Committee, consisting ten (10) members of different deptt. of HQtrs. has been formed as per ministry directives.

CCL is awarded so many awards & shields for best implementation of Rajbhasha from various organizations.

### **33. ACTIVITIES AND ACHIEVEMENTS OF VIGILANCE DEPARTMENT**

The Vigilance Department is an integral

part of the Company, manned by 22 executives and 22 non-executives, which is headed by a Chief Vigilance Officer. This department has been rendering its services effectively in creating a conducive environment for achievement of organizational goals and objectives. A brief overview of important activities and achievements of the Vigilance Department on investigation ,punitive and preventive fronts during the year 2016-17 is given below :

#### **1. Investigation**

During the year 2016-17, 41 new Regular Investigation (RI) cases were taken up and action in respect of 31 RI cases were completed after carrying out detailed investigation. Besides above 512 complaints were received in this department which were scrutinized and suitable actions were initiated during this fiscal year.

#### **2. Punitive Actions**

During the year 2016-17, Disciplinary action has been initiated in 20 Major cases and 02 Minor cases. Major Penalty has been awarded to 05 persons in 5 cases and Minor penalty has been awarded to 13 persons in 07 number of cases.

#### **3. Preventive**

- During the year 2016-17, 34 Surprise Inspections were conducted by the Vigilance team in various units of CCL leading to Regular Investigation in 07 cases. 02 Nos. of Periodic Vigilance Inspection were also carried out.
- During the year 2016-17, 30 Annual Property Return of CCL Executives were scrutinized wherein 01 No. of executive has been "Cautioned".
- On the basis of irregularities observed in

the prevailing system during the course of investigations/Surprise checks conducted by CCL Vigilance during 2016-17, following system improvement measures have been recommended to the competent authority :

(i) During the course of a vigilance investigation related to the matter of wrongful payment of Un-utilised Leave (UUL) amount to the retiring employees of an area without vacating company's quarter, it has been observed that

- ❖ Gratuity payment notification circulated vide ref.no PD/Estb/Genl/2012/3648 dated 21.08.2012 stipulated that the gratuity amount of the retiring employee shall be released even without vacation of company's quarter by retaining UUL bill amount till vacation of company's quarter. This provision remained in force till 28.08.2014 till a new notification was issued vide ref. no GM(P&IR)/UP/QRS/14/2389 having provision of deposition of an amount equivalent to the gratuity as security deposit in lieu of retention of company's quarter.

- ❖ During the period in which notification dated 21.08.2012 remained in force, it has been observed that a number of employees have opted to retain company's quarter by forgoing/allowing company to withhold UUL payment. It is found that some ex-employees have retained company's quarter and are still under their illegal occupation by taking cover of provision of the notification

circulated vide letter dated 21.08.12 by forgoing a meager amount of UUL.

- ❖ Similar unauthorized occupation of company quarter by ex-employees cannot be ruled out in other Projects/Areas of CCL.

The above observations were brought to the notice of competent authority for taking immediate action under intimation to this office.

(ii) During the course of investigation of the matter of refund of Security deposit (SD) and cancellation of FSA in the year 2009, it has been observed that

- ❖ Citing economic hardship, the consumers has requested for refund of SD and cancellation of their FSA. Considering the matter under force majeure clause, termination was approved with refund of SD, which was not proper. Existence of similar cases of termination cannot be ruled out.

- ❖ At S&M department the files related to consumers are not maintained properly. In the instant file of consumers some of the pages were found missing. Some of the letters written by parties are also not found in the files.

- ❖ System may be brought in place for implementation of clause 15.1.4 of the FSA in a time bound manner, to be applied uniformly in all cases.

Above issues were brought to the notice of competent authority.

(iii) During the course of a vigilance investigation related to the matter of irregularities in repairing of SDL, it has been observed that

- ❖ Records for the year 2014 and 2015 indicated that for repair of SDL, estimates were prepared without detail analysis and authentic rates and a number of tenders were called concurrently without clubbing the similar nature of job.
- ❖ In addition to above various flaws in tendering process was observed. It appeared that for estimates below Rs.2 lakh, the tender notices were not circulated to other Projects of the Area/ Area office and in tender notices eligibility criteria were not properly spelt out. Practice of maintaining tender opening register properly was also not found in place. The log books of the SDLs were also not maintained properly in prescribed format.

The above observation was brought to the notice of competent Authority for taking appropriate action as deemed fit.

(iv) During the course of a vigilance investigation in connection with posting of false attendance of employees working in one Under Ground mine of CCL, following facts have emerged

- ❖ In the system of marking

attendance of employees in the Muster roll/ Form-C, the exact timing of the attendance was improperly suffixed by AM/ PM and recorded illegibly.

- ❖ Closing of attendance by the Attendance clerk/MTK by doing pagewise total and recording of headcount in words and figures was not found complete and further counter signature of the controlling officer on pages within the stipulated time was not found.
- ❖ The practice of rotation of employees working on sensitive posts for more than three years, as per company norms, was not followed.

The above facts were brought to the notice of competent authority for taking appropriate action. Further to eliminate the possibility of above malpractices, as decided in the review meeting of the Secretary (Coal), MoC held on 21.01.16 and in the review meeting of the Chairman, CIL held on 11.04.2016, it was suggested that Biometric Attendance System should be installed at all places of work including mines. AADHAR based attendance System should also be started in Areas/ HQs.

(v) During the course of a vigilance investigation, a joint raw coal stock measurement exercise at one of the washery was carried out.

- ❖ As per record, declared grade of Coal at one of the heaps, was W-III(ash content<28%). However, three coal samples drawn on 09.11.15 from this

heap by the officials of Quality department, CCLHQs in association with executives of vigilance department, on analysis at ISM Dhanbad and Company HQ lab, have shown ash content to the tune of 37.31%,37.33% and 52.70%. Samples collected separately by HQ Quality department from the said heap in the month of October & November, 2015 have also shown similar results.

- ❖ From above, it is evident that the feeder collieries have not supplied required grade of raw coal at the said stock and as such quality of coal stock piled in above heap is not at all upto the mark.
- ❖ Further, at the front of quality of clean coal supplied, performance of the washery during the time was found dismal. Available record indicates that number of rakes in which dispatched clean coal were declared as raw coal by the consumers in the month of Jan'2015 and March 2015 were 7 (41.18% of dispatched total clean coal rakes) and 8 (34.78% of dispatched total clean coal rakes) respectively. This has resulted in deduction in coal bills to the tune of Rs. 9.74 crores and Rs. 9.35 crores by the consumer M/s SAIL in the respective months. In the remaining months from April'2014 to March 2015, grade slippage upto 3 clean coal rakes were found which also resulted in deduction of coal bills by the

consumers in the tune of crores of rupees.

Above slippages in clean coal rakes dispatched is attributed due to poor quality of coal received at Washery and/or improper processing of coal at Washery end. In the matter of ensuring quality as advocated time and again by Coal Secretary, Chairman CIL and CMD, CCL, lack of effective control measures at feeder collieries as well as at washery end is evident. The Area GM and Project Officer Colliery/ Washery has not paid due attention to ensure quality of coal leading to loss to the company.

Matter was being brought to the notice of competent authority for taking appropriate action.

- (vi) During the course of investigation in cases of procurements, few instances of uploading of technically defective BOQ sheets have been brought out which has not only adversely affected the offer/bidding conditions but also created undue confusions among the bidders.

Such defective processing of tenders, invite several complaints /grievances and sometimes tenders are cancelled in the midway causing loss of time and money to the Company and procurement processes are jeopardized. Hence it was suggested that proper care and due diligence should be exercised before final uploading of the E tender documents, specially the BOQ sheets linked with pricing and associated calculations, to avoid such situations in future.

- (vii) During the course of investigation in matters related with procurements



of E&M spares by one of the areas, it got revealed that OEM of the supplied Equipment/ Sub-assemblies/ Switchgears were considered as proprietary owners for all the spare parts of the said equipments/sub-assemblies/Switch gear without any valid and credible documental evidences/physical verifications.

It is again reiterated in this context that proper and prudent application of clause 2.6 of CIL Purchase Manual and subsequent circulars from DT(O) in this regard vide Dir.(T/OP)/2012/11/112, 113, dt. 12.04.2012 may be done for arriving at any proprietary conclusions.

It is further suggested that Proprietary/ Source /Brand purchases should be carefully and properly distinguished for purchases against spares of Equipment/Sub assemblies/ Switchgears as spelled out in clause 2.6 of the Purchase Manual.

(viii) During the course of verification of a complaint related with alleged irregularities in tendering by Civil Department at one area following observations have been made :

- ❖ Publication of NIT below 2 lakh at company web site.

During the year 2015-16, 312 numbers of civil works with (gross estimated value ₹ 4.3 crores) estimated value between ₹ 50,000 to 2 lakhs were issued vide 50 different quotation notices by Staff Officer(civil) of the Area. Out of which 214 numbers of works were awarded at total value of ₹ 5.53 crores. As per distribution

list mentioned in the quotation notices, copies were marked to notice board, Areas/Project office and others HQ official. In the matter of publicity of work below a particular values, undertaken without resorting to publicity as required in the open tenders. CVC guideline stipulates that in all such cases, notice can be put on the Web site as it does not take any time and it also does not cost anything (CVC office order no. 10/2/04 issued vide letter no. 98/ORD/1 dated 11.02.2004).

Keeping the above in view, for enhancing transparency and reducing opportunities for abuse of power, it shall be proper if tenders below ₹ 2 lakhs issued by different departments viz. Civil, E&M, Excavation etc. are also published at company web site in a down loadable form.

- ❖ Adherence to the timeline for conclusion and provisions regarding cancellations of tenders. Status as on Feb. 2016, of e-tendering(having estimated cost above ₹ 2 lakh) issued by Staff officer Civil, of an area in the year 15-16 was also obtained. It revealed that out of 66 nos of such tenders published till December 2015, 18 number of the work were awarded, 15 nos. were retendered and rest 33 nos of the tenders had not been finalised by aforesaid date. From above it was observed that there is lack of promptness in conclusion of tenders

and cases of cancellation/retendering are also substantial in number.

In this regard circular no. CIL:VIG:2015:F-118:2075 dated 31.12.15 of CVO, CIL upper timeline for finalisation and provisions regarding cancellation of the tender has been mentioned. Therefore, it shall be proper if officials are directed to adhere to the provisions of aforesaid circular in letter and spirit.

Existence of similar condition in the other areas/departments of the Company cannot be rule out. The has been brought to the notice of competent authority.

(ix) During the course of verification of a complaint related with alleged irregularities in NITs floated for repairing of motors, pumps and sluice valves of IWSP of an Area, following deficiencies were observed :

- ❖ It has been observed that separate tenders were floated on same date for similar nature of job and same set of bidders participated in aforesaid tenders thereby indicating participation of limited numbers of bidders (2-3) in tenders floated on piecemeal basis.
- ❖ The unit officials neither maintained records regarding size and quantity of SE-Wire required for rewinding of motors nor they maintain proper tools and tackles for dismantling it for preparation of estimates. Quantum/estimation of work

required for repairing of motors was assessed by the contractors for which company's Motor was sent to them without issuing proper gate pass.

- ❖ System of issuing NOC in case of repairing of motor was also found improper. NOC was being issued without registering/docketing the unit's request and objective assessment of the job in terms of resource and time required.
- ❖ It was also observed that though the proposals were initiated by terming the jobs as very urgent but inordinate delay in finalisation of tender was found. Tender opening date was extended several times without the approval of competent authority and letters for extension were issued after expiry of the due date of opening

Existence of similar deficiencies in the other areas of the Company cannot be ruled and therefore the matter has been brought to the notice of competent authority for appropriate action as deemed fit under intimation to this office.

(x) During the course of a vigilance investigation in connection with fraudulent claim of LTC/LLTC bills and e-imburement of medical expenses in the name of his father by an employee for which disciplinary action has been initiated, following facts have also emerged :

- ❖ Certain irregularities in the promotion and pay fixation

of the employee has been observed for his promotion in the year 2000 against the provisions of cadre scheme. It was also observed that the basic salary was increased in the years 2000 and 2004 without fulfilling the required criteria for notional increase in basic as provided in I.I.32 of NCWA-VI.

- ❖ Files/notes allowing irregular promotion and wage hike to the employee was missing and has not been made available for scrutiny by the area.

Above facts were put up before the competent authority who has agreed to the suggestions to fix responsibility within a month, for missing files/notes on the subject. Further corrective action suggested for rectification of wrong/faulty promotion and notional seniority benefits allowed. The observation was brought to the notice of competent authority for appropriate action under intimation to this office.

- (xi) During the course of a vigilance investigation in connection with maintenance of coal stock at one of the colliery, following facts have emerged.

- ❖ The Bhurkunda Colliery comprises two mines, Mine-A (Opencast Mines) and Mine-B (Underground Mines). Till 2013-14, the two mines produced different grades of coal and stocks of different grades were accordingly maintained at two mines.
- ❖ However, a combined/blended

coal stock of one grade has been maintained at Bhurkunda Siding for dispatch of coal which includes coal from Bhurkunda Opencast mines, Bhurkunda Underground Mines and coal received from sister collieries.

- ❖ Bhurkunda Opencast and Bhurkunda Underground are two separate mines under the control of two different Mines Managers. However, under the present system, on account of considering a combined/blended coal stock at the said siding for stock measurement, the variations between book stock and physical stock for each of the two mines. i.e. Bhurkunda Opencast as well as Bhurkunda Underground mines are not visible. The above practice does not appear to be strictly in line with the true spirit of uniform code which stipulates for mine-wise grade-wise measurement of coal stock.

The above facts were brought to the notice of competent authority for taking appropriate action and to explore the possibility for putting in place a system for separate measurement of coal stock of two mines i.e. Bhurkunda Opencast and Bhurkunda Underground to ensure transparency.

- (xii) During the course of verification of a complaint alleging irregularities in the work of construction of coal transport road and roof tarfelling of residential quarters, following have been observed.

- ❖ The work of construction of coal transport road from Balkudra outsourcing to main road near Chhatt Ghat Mandir was awarded at a cost of ₹ 3.37 crores. Subsequently, the job commenced from 15.12.2014 and completed by 14.06.2015 against which payment of ₹ 3.03 crores were made to the contractor. Variation in thickness of DBM(dense bitumen layer) and BC(Bitumen concrete) layer was observed by Vigilance team after cutting the road at some point during inspection on 12.01.16. Later, physical measurement of the thickness all along the road was made as per laid down procedure. During measurement, average thickness of 120mm was found against the thickness of 125mm as recorded in the MB which leads to shortage of 32.30 cum of total volume of BC layer valued ₹ 2,05,428 (Two lakh five thousand four hundred twenty eight rupees only), which should be recovered from the contractor.
  - ❖ The job of roof tarfelting of 225 nos. of residential quarters was awarded at the cost of ₹ 52.85 lakh(approx) .As per work order the job was to be completed by 17.08.15. It was found that even after grant of time extension said contractor has not completed the job. Hence, as per provision of NIT, LD may be imposed on the contractor for causing delay in completion of the job. In addition to above, further needful action as per provision of the rules/manuals of the company, may also be taken against the contractor, in case fails to complete the work.
- The above observation was brought to the notice of competent authority for appropriate action under intimation to this office.
- (xiii) During scrutiny of purchase files related with Spares/Radiator Assembly Procurement for BH35-2 Dumpers and Erection of OH line (E&M Works) in of the areas by Vigilance Department, it was observed that the details of centralised items uploaded in CCL website was different from the details of centralised items circulated to Areas. In view of this, following measures were suggested for implementation :
- ❖ Revised/updated list of Centralised items for different departments including Excavation and E&M Department should be circulated afresh to Areas/Units with a copy to GM(System) for updating on CCL website. Any change in centralised list approved by the competent Authority from time to time should also be marked to GM(System) invariably for updating on CCL website.
- (xiv) In an Intensive Technical Examination in the matter of procurement and Commissioning of Feeder Breakers in different Areas of CCL, following deficiencies have been observed.
- ❖ On the matter of extension of delivery period the Clause

7.15 (e) of the Purchase manual stipulates as follows :

“Ex-gratia extension without LD for a grace period of 25% or 21 days which ever is earlier from expiry of the original date of delivery may be granted. Such cases can be decided without reference to the finance and the user and the approving authority should be the Head of Area/HOD of MM.”

It has been observed that on the matter of extension of delivery period the Clause 7.15(e) of the Purchase manual , discretionary power has been exercised arbitrarily to favor suppliers. Hence the aforesaid provision should be used in a transparent and fair manner with due care. Also matter may be taken up with the competent authority for suitable amendment in Purchase Manual.

- ❖ In the instant case , without effecting suitable amendments in the supply orders, officials have acted in variance with the terms and conditions related with submission of the PBG and delivery period. Hence it should be ensured that for modification of a term and condition in the supply order proper amendment be issued by the order placing authority with the approval of competent authority as per delegation of Power.
- ❖ It has also been observed that after supply of the feeder breakers as per payment term,

80% payment was made to the suppliers but due to delay on the part of CCL in completing necessary civil constructions, commissioning was delayed which led to idleness of the supplied equipments. Needful action may be taken to avoid idleness of the supplied equipment in future.

Matter was brought to the notice of competent authority for appropriate action under intimation to this office for records.

- (xv) During the course of a complaint related with allegation of theft of electricity at one of the area of CCL, it has been observed that energy meters have not been installed in the Company quarters and the occupants are using various electrical appliances by taking multiple service line connections.
  - ❖ In lieu of the consumption of electricity, deduction is being made from salary of the employees at the flat rate of 1% of their basic pay. However, to access the actual electric consumption, possibility of installing energy meters at quarters may be looked into. Matter was brought to the notice of competent authority for appropriate action.
- (xvi) During the course a vigilance investigation related to award of works contracts related to Operation of Water Pump & Maintenance of Pipelines by E&M Department in an Area, it has been observed that in the tender document “Similar work:” was not defined thus evaluation of

offers against qualification criteria of work experience was not carried out transparently. Hence for ensuring transparency in tender evaluation, it shall be proper if "similar work" to be considered against work experience is well defined in the NITs as emphasized from time to time by CVC.

- ❖ Further, it has also been observed that for the aforesaid work proper price bid format for indicating applicable service tax was not provided thereby all the bidders had quoted the amount of service tax incorrectly.

The matter was brought to the notice of competent authority for needful action under intimation to this office to avoid similar discrepancy in the future work contracts.

- (xvii) During the course of a vigilance complaint in connection with the purchase of consumables of Xerox machine the following facts have emerged :

- ❖ Consumable items of Xerox machine of different make/models were being purchased on case-to-case after getting requisition alongwith estimate /quotation from the user department with competent approvals and fund certification. Users are getting consumables after a considerable delay. In the above backdrop, it would better "if rate contract of consumable items of Xerox Machines (different make/models as per the previous year consumption) are finalised through a transparent tendering

process and procured as per user's requirement." This will not only reduce the delay between requisition and supply of items but will also ensure a transparent system.

The above facts were brought to the notice of competent authority for taking appropriate action.

- (xviii) During the course of a verification of complaints related to CCL Desk Office, Kolkata it has been observed that desk office has not finalised any contract by inviting open tender for providing vehicles to CCL executives on tour. Vehicles are being hired on day-to-day basis from any private vendors at CIL approved rate without following any transparent process, as the system has provided discretionary power to incharge CCL desk officer Kolkata. Hiring of vehicles without following transparent process is clear violation of CVC guideline. Hiring vehicle is a regular activity of the said office and under this heads a sum of Rs. 20-25 lakhs are being spent on yearly basis.

The competent authority has been informed that it shall be proper if CCL desk office Kolkata is directed to take necessary steps for initiation and finalisation of hiring of vehicle tender within three months period.

- (xix) During the course of Intensive Technical Examination of the work "loading and transportation of coal from CHP/ CPP Piparwar to Bachra Siding at Piparwar Area, CCL: executed vide W.O. No. AGM/PPR/Award/12/608 dt. 14.03.12 for three years, the following facts/observation have emerged :

- ❖ Trips reconciliation at dispatched end (CHP/ CPP Piparwar) and receiving end (Bachara Siding) were done regularly and the billing was done on Railway Receipt (RR) quantity. Necessary arrangements for ensuring weighment at dispatch end (i.e. CHP/ CPP Piparwar) and at receiving end (i.e. Bachra Spur Siding) must be made for reconciliation of quantities dispatched and received NOT ONLY to comply with clause No. 18 of GTC at Transport Contract but also to avoid loss of coal during transportation.
  - ❖ Entries of hindrance reasons recorded in the hindrance register were not having specific details (e.g. place, specific reasons etc.) and also not countersigned on daily basis by the Project Officials, which is in violation of the clause No.6.4 of GTC of Transport Contract.
  - ❖ Vocational training had not been provided to contractor's workers as per tender conditions. To comply Clause No. 34 of GTC of Transport Contract, CHP/ CPP authorities must impart necessary vocational training to CONTRACT WORKERS in future and cost incurred in this should be deducted from transporter's running account bills.
- Above observations being relevant for other Area/Projects and therefore forwarded to Director(T/O), CCL for further necessary action. Action taken may please be intimated to Vigilance Department for record.
- (xx) During the course of verification of a matter related with irregularities in engagement of a Senior Overman, without checking his statutory certificates in one of the Areas of CCL, leading to his continued service beyond the age of superannuation, as per date of birth recorded in the statutory certificate, following have been observed :
    - ❖ Above lapse in this case continued because service records of the concerned Overman were not tallied with his statutory certificate. Possibility of such frauds at other units, collieries and establishment cannot be ruled out. Therefore a special drive may be taken up by the Personnel deptt. to get the records and certificates checked for each employee who possesses such educational and technical Certificates.
    - ❖ LTC/LLTC bills of the concerned Overman were passed without tallying his age from service records. Had it been done, the duplicity in his date of birth could have been noticed on time. Therefore age of employee and his dependents should be tallied with the service records and certificates, if any, available with management for passing of LTC/LLTC bills of employees.
    - ❖ Since the colliery management did not ensure checking of statutory certificate of the said Overman, he continued to have two dates of birth in his different records. Therefore, compliance

of Statutes, concerning custody of Statutory Certificate of Statutory Personnel deployed in a mine, must be ensured.

#### 4. Observance of Vigilance Awareness week :

CCL, with a traditionally rich fervor and commitment, as per directives of CVC, observed the Vigilance Awareness week 2016 for all its employees and stake holders with mission to “re-dedicate themselves to the mission of inculcating honesty and integrity in every aspect of business and personal dealings”.

The Central Vigilance Commission has communicated the awareness theme of this year as “**Public participation in promoting Integrity and eradicating Corruption**”.

During the year 2016 Quiz/essay/lectures/workshops/lectures on different topics were organized by the CCL Vigilance during the observance of **Vigilance Awareness Week 2016**. Details of aforesaid seminars/workshops/ lectures are noted below :

- ❖ On 31.10.2016 the day started with administration of Pledge at the Company Head Quarters at Darbhanga House Ranchi at 11AM which was also observed across the command areas of the CCL including all independent production units and establishments like Central Hospitals and Regional Workshops.

Sri Gopal Singh, Chairman-cum-Managing Director, CCL administered the VAW pledge to mark the start of the Vigilance Awareness Week – 2016 (31st

October – November 5th, 2016) which had the theme “**Public Participation in Promoting Integrity and Eradicating Corruption**” at Company’s headquarters, Darbhanga House in presence of Sri Arbind Prasad, Chief Vigilance Officer, Sri D. K. Ghosh, Director (Finance), Sri Subir Chandra, Director (Tech/Oprns), Sri R S Mahapatro, Director (Pers.) to the employees and officials including GMs and HODs from headquarters

- ❖ CMD Shri Gopal Singh also flagged off the “**Vigilance Awareness March**” from Darbhanga House to Jawahar Nagar, in which all functional Directors and CVO joined the employees to promote and spread awareness among the public.
- ❖ In the afternoon an essay and quiz competition for employees was organised at MTC, CCL, Ranchi. Both the competitions saw vibrant and lively participations from all categories of employees depicting their enthusiasm and spirit.
- ❖ Grievance Redressal Camp as directed by CVC was organised at different areas of CCL wherein a platform was extended to the customers/citizens/customers and contractors to lodge their grievances and a panel consisting of Senior Officers including HODs and GMs was constituted to record, process



and proper redressal of the grievances received in the camp.

- ❖ On **01.11.2016** Slogan / Poster competitions were organised for employees and for kids of HQ employees which saw creativity and imaginations at its peak and a wide range of anti corruption posters and pictures were sketched out while a variety of anti corruption and Vigilance awareness slogans poured in from the participants.
- ❖ On **02.11.2016** Awareness sessions were also organized at area level on the topics
  1. Disciplinary proceedings
  2. Filing of APR through online mode.
  3. Talk on Moral Values & Ethics was delivered by the keynote / Guest speaker of the session Swami Madhavananda from Chinmaya Mission Ranchi. Swami jee stressed on the requirement of striking a balance between the greed and need and highlighted upon the facts so as to how value added deeds and ethics in day to day to working life can change the overall scenario, with multi-folds enhancements in personal and corporate level transparency. He elaborated on the evils of multifaceted corruption existent in the society and system and how it can be uprooted with public participation.
- ❖ On **03.11.2016** A motivational session cum seminar was organised at Vichar Manch

of Darbhanga House, HQ, CCL, Ranchi in which Swami Madhwananad was the special guest speaker. The programme was inaugurated by CMD, CCL with all FDs and CVO, CCL sharing the dias with the guest speaker. Sri Arvind Prasad, CVO, CCL in his welcome address said that as per the theme of this year's Vigilance Awareness Week, we have to create awareness among the public. He explained the role of Vigilance Department in any successful Company and its contribution in leading the nation in right direction.

- ❖ On **04.11.2016 & 05.11.2016** awareness sessions were conducted at different areas of CCL.

The topics covered were
 

1. Disciplinary proceedings
2. Filing of APR through onlinemode.
3. Talk on Moral Values & Ethics was delivered by the keynote / Guest speaker of the session Swami Madhavananda from Chinmaya Mission Ranchi who deliberated on theme subject of Vigilance awareness "**Public participation in promoting Integrity and eradicating Corruption**". He elaborated on the evils of multifaceted corruption existent in the society and system and how it can be uprooted with public participation. He explained about the different

Kriyas and state of mind and explained how both can be coordinated for better controls in public and personal dealings.

● **Special Events of Vigilance Awareness Week 2016 :**

❖ **Publication and distribution of Magazines — DOs and DON'Ts :**

In addition to the earlier distributed 500 copies, another 2000 copies of the Vigilance Booklet on “**DOs and DON'Ts**” covering almost all spheres of Company's works and activity, which was released on 21.09.2016 by H'ble CVC, during his visit to Ranchi, was distributed during the VAW-2016 week and during awareness sessions conducted at Areas .This booklet has been widely appreciated by all and will serve as handbook of guidelines for working executives at fields where direct access to manual, guidelines and internet is on the lower side.

❖ **Awareness Rath :**

A Vehicle (Tata ACE) which was converted into an “Awareness- Rath” with anti corruption and Vigilance awareness slogans all around the vehicle designed in form of display banners with embedded pictures and messages to participate in the Integrity Pledge campaign initiated by CVC, was flagged off by the CMD, CCL and CVO of the Company in presence of all FDs, HODs and a large crowd of officials on 03.11.2016.

CMD, CCL himself drove the vehicle along-with CVO for the first few

hundred meters and the Awareness Rath moved out on its three day journey within the town.

This Vehicle has covered a substantial portion of the residential areas of the city during the three day journey with a positive message being spread throughout the city regarding Vigilance Awareness and Integrity Pledge.

5. **CCL Vigilance has contributed immensely in IT initiatives** undertaken by the company to improve the existing system and reduce the leakages/pilferages of coal. Following initiatives were undertaken in the Company under the active GUIDANCE/MONITORING of Vigilance Department :

❖ **Implementation of Coal Net modules/WAN Installation**

Wide Area Network connectivity to all areas, Projects, Central Stores/ Regional Stores, Centralized units and Weigh Bridges with CCL(HQ) has been established as per the initial plan/work order given to TCIL. All the six modules of CoalNet - Payroll, Finance, S&M, PIS, PIM and MMS have been deployed over WAN. Network Management System for monitoring of WAN is in place.

❖ **Integrated GPS/GPRS based Vehicle Tracking and RFID based Weighing Control System alongwith CCTV for the entire CCL command Area :**

In order to prevent pilferage/theft of coal, to monitor movement of vehicles associated with production, dispatch and sale in different collieries and to generate various MIS reports related to production, despatch and sale, an integrated GPS/GPRS

based Vehicle Tracking System and RFID with CCTV based weighing Control Monitoring System across CCL command Area has been installed in CCL command Areas. Following has been achieved during the year :

- o 1877 No of GPS devices are installed in Departmental/ Contractors vehicles
- o 572 Nos of CCTV have been installed
- o 103 RFID based readers & boom barriers are installed
- o All 12 Control Rooms are in operation
- o Geo-fencing completed for all active mines
- o 102 Nos Road weigh bridge and 32 Nos of Rail weigh bridges are connected over WAN .

❖ **E- tendering with Reverse Auction :**

In compliance to the instruction of CVC regarding leveraging of Technology to curb corruption, Central Coalfields Limited has adopted reverse bidding through e-tendering initially for all transportation/OB/Sand contracts. Later all contracts valued more than 1 Cr related to other departments are also started through RA process w.e.f. 20th Jan 2016. During the year around 16-17, 104 numbers of NIT has been floated/ invited through e-tendering with total tender value approx ₹ 3169.95 crores, with reverse bidding completed in 91 cases. Some tangible

benefits over the conventional system :

- Reduction of cycle time.
- Cumulative savings of ₹ 768.58 Crores as result of RA with respect of start bid price.
- Discovery of final price even less than the benchmark price (Estimated Price) set by CCL through RA process in about 35 tenders.
- Increase in transparency

❖ **Online Filing of Complaints :** In CCL complaints/ grievance are being filed in the Vigilance and Samadhaan Cell of CCL vide applications/letters in physical forms and also through e-mail/fax. Software for online filing of complaints has been developed and deployed for its usage since Oct. 2014.

❖ **Online filing of Property Returns by the Executives of CCL :** Online filing of Annual property returns was introduced in CCL w.e.f. year ending March 2012. The link for filing of property return has been provided on CIL website.

❖ **Online Recruitment of Non Executives :** Online recruitment software launched in CCL Website in the year 2012.

❖ **Online Bill Tracking System :** An online Bill Tracking System has been developed/customized, tested and deployed in CoalNet application software for its usage in the HQs.

- ❖ **E- Procurement** : Introduced in CCL w.e.f April 2010 in respect of Hqrs level purchases and it is extended to all Area purchases. 100% procurement of valuing two lakhs and above is being dealt through e procurement mode in compliance to the CVC instructions.
  - ❖ **E- payment** : Implemented in CCL HQs & all Areas of CCL w.e.f 2010.
  - ❖ **File Movement and Tracking System** : Electronic recording of physical dispatch of files, letters, notes etc. with unique electronic number is deployed in CoalNet application software for its usage in the HQs.
  - ❖ **Scrutiny of Property Returns:** Annual Property Return in respect of 30 executives of CCL have been scrutinized during the year 2016-17 wherein 01 No. of executives has been "Cautioned".
- 6. Extent of IT usage and the e-governance** – Most of the NITs, Tender Documents, CIL Purchase & Contract Management Manuals, Certified Standing Orders, CDA Rules, Coal Mines regulation 1957, RTI Act 2005 and other important notifications & information have been made available on CCL web site in compliance to the directives of CVC. Apart from above, following other information have also been uploaded on CCL web-site :
- Details of bill status of CCL, HQ.
  - List of Coal customers.
  - Information/ guidelines regarding e-auction, Forward e-auction & Modified Forward e-auction.
  - Delegation of Power in respect of Board Level executives, Area CGM/ GM and different HODs/executives of CCL.
  - Global Seniority of executives.
  - Information/ notices regarding employment.
  - CCL Annual Report for year 2005 -06 to 2014-15
  - Details of Safety Policy and status of the Company.
  - Vendor wise coal lifting details and refund details.
  - Leave Rules/TA Rules/Medical Rules/ Purchase Rules of CIL.
  - Category wise manpower of CCL.
  - Grievance redressal system.
  - CVC circulars.
  - Inventory of Critical Items and non-moving items in various stores along with LPP.
  - Online recruitment of non-executives.
  - Online filing of property return.
  - List of DGMS approved items.
  - List of Centralised items.
  - HEMM Status
  - Lodge of complaint
  - RTGS payment for FSA/E-Auction customers.

- Executive transfer policy.
- Environment clearance
- Party wise balance refund statement
- Pension
- Order placed by MM Deptt. for procurement of material.
- E-auction notices

No of Complaints received	No. of cases Adjudicated	Action Taken
06	05 (One case was not covered under the Act.)	1. All the Complaints were resolved.
		2. In one case the accused employee was transferred far away from his existing workplace.
		3. In rest of the four cases, the complainant female employees were transferred to some other department/ place of their department/ place of their choice as per requirement.

### 34. RIGHT TO INFORMATION STATUS

Under the RTI Act'2005, the details of application dealt during the year 2016-17 are given below :

1. No. of Applications received : 416
2. No. of Applications disposed : 368
3. No. of Applications under process : NIL
4. No. of Applications transferred under Para 6(3) of RTI Act : 138
5. No. of Applications rejected : NIL
6. Whether any penalty awarded by CIC to any executive of CCL : NO

### 35. INFORMATION UNDER THE SEXUAL HARASSMENT TO WOMEN AT WORKPLACE

The Internal Complaints Committee is functioning in CCL in terms of Sexual Harassment of Women at Workplace (Prevention, Prohibition and Redressal) Act, 2013. The order of the Constitution of the Committee has been uploaded in the Women Empowerment Portal of CCL website. With reference to Section 22 of the Sexual Harassment of Women at Workplace Act, 2013 the information pertaining to FY 2016-17 is as follows :

### 36. CORPORATE GOVERNANCE

Your Company, as a Subsidiary of Coal India Ltd., believes that great Companies are built upon a rich legacy of fair, ethical and transparent governance practices, many of which were in place even before they were mandated by adopting highest standards of professionalism, honesty, integrity and ethical behaviour and other good governance practices. As a Subsidiary of a Maharatna Company (Coal India Ltd.), the Corporate Governance practices followed by the Company are compatible with standards and best practices. The Corporate Governance is all about effective management of relationships among constituents of various

stakeholders – shareholders, management, employees, customers, vendors, regulatory authorities and the community at large. Your Company strongly believes that this relationship can be strengthened through corporate fairness, transparency and accountability. Your Company places prime importance on reliable financial information, integrity, transparency, empowerment and compliance with the laws in letter and spirit.

A report on Corporate Governance is placed at Annexure-I and a Certification from Auditors regarding compliance of conditions of Corporate Governance by your Company for the year ended 31st March 2017 is also placed at Annexure-II to this report.

Pursuant to office order no. CIL:IX(D):04007:2010:1856 dtd. 30.11/01.12.2010 of CGM(F)/Company Secretary, CIL, the Code of Conduct for prevention of Insider Trading as per Reg 12(1) of the SEBI (Prohibition of Insider Trading) Regulations 1992 and as amended in 2008, has been circulated among the designated employees of the Company, which includes Directors, Chief Vigilance Officer, all Executive Directors, all CGM's & GM's and all executives working in the designated departments of the Company.

**MOU Achievement of Corporate Governance**

Sl. No.	Parameter	MoU 2016-17 target for Excellent rating	MoU 2016-17 Actual Achievement
1.	Grading on the basis of compliance with guidelines on Corporate governance issued by DPE	85 and above	90.625

**37. AVAILABILITY OF ANNUAL REPORT AND ACCOUNTS AT THE H.Q. FOR INSPECTION OF SHAREHOLDERS**

The Annual Accounts of CCL and the related detailed information has been made available to the shareholders of the Holding and Subsidiary Companies seeking such information at any point of time. The Annual Account of CCL has also been kept for inspection by any Shareholder in the Head Office.

Hence, in compliance with the General Circular No. 2/2011 dated 8th February, 2011 issued by the Ministry of Corporate Affairs, Government of India, New Delhi and subsequent letter No. CIL:XI(D):04032:2011:2255 dated 8th March, 2011, the Accounts of CCL has been made available at Ranchi (HQ) for providing information to the shareholders of CIL on demand.

**38. BOARD OF DIRECTORS**

During the year under reference your Directors held 19 (Nineteen) Board Meetings. Your Company had the following Directors on the Board, as on 22.07.2016 i.e. the date of the 60th Annual General Meeting :

1. Shri Gopal Singh, CMD,
2. Shri R. P. Gupta, IAS Jt. Secretary, MoC, Govt. of India, New Delhi,
3. Shri R. Mohan Das, Director(P&IR), CIL, Kolkata
4. Shri D. K. Ghosh, Director (Fin.).
5. Shri P.K. Tiwari, Director (T/Opr.)
6. Shri R.S. Mahapatro, Director (P)
7. Shri Subir Chandra, Director (T/P&P)

**Non-Official Part Time Directors :**

1. Shri Ashok Gupta, CA.
2. Shri Bharat Bhushan Goyal, Ex-Addl. Chief Advisor (Cost), D/o Expenditure.

**Permanent Invitees :**

1. Shri Basu Deo Roy, COM, EC Rlys.
2. Shri U.P Singh, Secretary, Deptt. of Mines & Geology, Govt. of Jharkhand

Consequent upon superannuation of Shri P.K. Tiwari, Director (Tech./Oprn.) on 30.09.2016, Shri Subir Chandra relinquished charge of Director (Tech./P&P) on 30.09.2016, and assumed charge of Director (Tech./Oprn.) on 30.09.2016. Further, Shri A.K. Mishra joined as Director (Tech./P&P) on 01.10.2016.

The services of Shri R.Mohan Das, Director (P&IR), CIL, Kolkata was terminated vide letter No. 21/13/2006-ASO/BA dated 30.03.2017 issued by Director to the Government of India, Ministry of Coal, New Delhi, with the approval of the competent authority with immediate effect on payment of three months' salary in lieu of three months' notice.

Shri Deepak Nath, IRTS, COM, E/C Rly. superannuated on 31st March 2016. Shri Basu Deo Roy, CoM, E/C Railway was appointed as Permanent Invitee on the CCL Board vice Shri Deepak Nath, in pursuance to the letter No.21/21/2008-ASO (II) dated 24th May,2016 issued by Deputy Secretary to the Govt, of India, Ministry of Coal. Further, Shri Basu Deo Roy, CoM, E/C Railway superannuated on 31st January 2017. Shri Salil Kumar Jha, CoM, E/C Railway was appointed as Permanent Invitee on the CCL Board vice Shri Basu Deo Roy, in pursuance to the letter No. 21/16/2016-ASO dated 11th April,2017 issued by Under Secretary to the Govt. of India, Ministry of Coal.

Shri Uday Pratap Singh, Upper Chief Secretary, Mines & Geology, Govt. of Jharkhand, was appointed as Permanent Invitee on the Board of CCL vice Shri Santosh Kumar Satapathy vide Letter No-21/21/2008-ASO dated 4th April, 2016 issued by Under Secretary to the Govt. of India, Ministry of Coal. Further, Shri Sunil Kumar Barnwal Secretary, Mines & Geology, Govt. of Jharkhand, was appointed as Permanent Invitee on the Board of CCL vice Shri Uday Pratap Singh vide Letter No-21/16/2016-ASO dated 16th November, 2016 issued by Under Secretary to the Govt. of India, Ministry of Coal.

Accordingly, your Company has the following Directors on the Board as on the date of the 61st Annual General Meeting :

1. Shri Gopal Singh, CMD,
2. Shri R. P. Gupta, IAS Jt. Secretary, MoC, Govt. of India, New Delhi,
3. Shri D. K. Ghosh, Director (Fin.).
4. Shri Subir Chandra, Director (T/Opr.)
5. Shri R.S. Mahapatro, Director (P)
6. Shri A.K. Mishra, Director (T/P&P)

**Non-Official Part Time Directors :**

1. Shri Ashok Gupta, CA.
2. Shri Bharat Bhushan Goyal, Ex-Addl. Chief Advisor (Cost), D/o Expenditure.

**Permanent Invitees :**

1. Shri Salil Kumar Jha, CoM, E/C Rly.
2. Shri Sunil Kumar Barnwal Secretary, Deptt. of Mines & Geology, Govt. of Jharkhand

### 39. DIRECTORS' RESPONSIBILITY STATEMENT

Pursuant to the requirement under Section 134(5) of the Companies Act 2013, with respect to Directors' Responsibility Statement, it is hereby confirmed :

- (1) That in the preparation of the Financial Statement for the financial year ended 31st March 2017, the Uniform Accounting Policy approved by CIL, the Holding Company, has been followed. The said uniform Accounting Policy has been drawn in accordance with the Indian Accounting Standards (Ind AS) notified under the Companies (Indian Accounting Standards) Rules 2015.
- (2) The Financial Statements have been prepared on historical cost basis, except for
  - Certain financial assets and Liabilities measured at fair value.
  - Defined benefit plans – plan assets measured at fair value.
  - Inventories at cost or NRV whichever is lower.
- (3) That the Directors have selected such accounting policies and made judgements and estimates that were considered reasonable and prudent so as to give a true and fair view of the state of affairs of the Company at the end of the financial year and of the profit and loss of the Company for the year under review.
- (4) That proper and sufficient care for the maintenance of adequate accounting records in accordance with the provisions of the Companies Act 2013, for safeguarding the assets of the Company and for preventing and detecting fraud and other irregularities.
- (5) That during the Financial Year 2015-16, alleged fraudulent payment to the tune of ₹ 0.80 Crores has been detected at Bhurkunda Colliery Project of Barka-Sayal Area and the impact of the same has been considered while finalization of the accounts

for the Financial Year 2015-16. The said matter is under investigation of CBI.

- (6) That the Directors have prepared the Financial Statement for the financial year ended 31st March 2017 on 'going concern' basis.
- (7) That the system of internal financial controls are adequate and are operating effectively.
- (8) That the system has been developed for compliance of all applicable laws and that such systems were adequate and operating effectively.

### 40. AUDITORS OF THE COMPANY

#### Statutory Auditors

Under Section 139 of the Companies Act, 2013 the following Chartered Accountants Firms were appointed by the Comptroller and Auditor General of India for auditing the Financial Accounts of your Company for the year 2016-17.

#### **M/s. V. Singhi & Associates.**

Four Mangoe Lane,  
Surendra Mohan Ghosh Sarani,  
Ground Floor Kolkata – 700001

#### Branch Auditors

#### **M/s J.N Agrawal & Co.**

6, RIT Building, Ground Floor,  
Court Compound, Ranchi – 834001.

#### **M/s. L. K. Saraf & Co.**

2nd Floor, Chauhan Mansion,  
Lalji Hirji Road,  
Ranchi.

#### **M/s Kadmawala & Co.**

C/o Shri Ram Chandra Prasad  
Sri Ram Path Lane  
Opp. Crown Public School  
Kishore ganj. Harmu Road.  
Ranchi – 834001



**M/s Lodha Patel Wadhwa & Co.**

304, Shrilok Complex  
4 H.B. Road, 3rd Floor  
Ranchi – 834001

**Cost Auditors**

As per Companies Act, 2013 the following Cost Auditors was appointed by the Board of Directors in its 430th Board Meeting vide item No. 4(6) dated 28.09.2016 for conducting Cost Audit as required under the Act for the year 2016-17, 2017-18 2018-19.

**M/s SC Mohanty & Associates**

Plot No. 370/1861/2157  
Shakti Bhavan  
Beside Toyota Showroom  
AT – PATIA, PO – KIIT  
Bhubaneswar – 751024

**Branch Cost Auditors****M/s Mani & Co.**

Ashoka Building,  
III Southern Avenue,  
Kolkata – 700029

**M/s Musib & Co.**

No. 204, Gajraj Mansion,  
2nd Floor, Diagnol Road,  
Bistupur,  
Jamshedpur,  
Jharkhand

**M/s K. B. Saxena & Associates**

3rd Floor, Shagun Palace,  
Sapru Marg, Hazratganj,  
Lucknow – 226001

**M/s KG Goyal & Associates**

4A, POCKET 2,  
Mix Housing,  
New Kondli, Mayur Vihar – III,  
New Delhi – 110096

**Secretarial Auditors**

Under Section 204 of the Companies Act, 2013 the following Company Secretary Firm was appointed by the Board of Directors in its 442nd Board Meeting vide item No. 4(24) dated 27.04.2017 for conducting Secretarial Audit as required under the Act for the year 2016-17 and 2017-18.

**M/s Pratibha Khandelwal & Associates**

F – 2/14, LIC Flats,  
Sector – 2, Vidhyadhar Nagar,  
Jaipur – 302039 (Rajasthan)

**41. BOARD COMMITTEES****A. Audit Committee of Directors**

On appointment of Shri Ashok Gupta and Shri Bharat Bhushan Goyal as Non-Official Part Time Directors on the Board of CCL in pursuance to the letter No.21/15/2014-ASO (Part-II)(xi) dated 17th November,2015 issued by Under Secretary to the Govt, of India, Ministry of Coal, the CCL Board at its 419th Meeting held on 27.11.2015, re-constituted Audit Committee of Directors with the following Directors —

1. Shri Ashok Gupta, – Chairman  
Non – Official Part Time  
Director, CCL
2. Shri Bharat Bhushan Goyal, – Member  
Non – Official Part Time  
Director, CCL
3. Shri R. Mohan Das, – Member  
Director (P&IR),  
CIL
4. Shri D. K. Ghosh, – Permanent  
Director (Finance), Invitee  
CCL

The quorum for the meeting of Audit Committee shall be either two members or one third of the members of the Audit Committee whichever is greater, but at least two Independent Directors must be present. The CCL Board at its 411th Meeting held on 04.11.2014, approved the Terms of Reference of Audit Committee of CCL in terms of the provisions of Section 177(4) of the Companies Act' 2013.

During the year ended 31st March, 2017, 17 meetings of Audit committee were held on 06.05.16, 24.05.16, 10.06.16, 16.06.16, 28.06.16, 04.08.16, 24.08.16, 28.09.16, 08.11.16, 29.11.16, 05.01.17, 01.02.17, 20.02.17, 03.03.17, 10.03.17, 25.03.17 and 31.03.17. The Company Secretary is also the Secretary to the Audit Committee.

Subsequent upon superannuation of Sri C.V.N. Gangaram, Company Secretary, CCL, the CCL Board in its 437th meeting held on 21.02.2017 resolved that under section 203 of Companies Act, 2013, Shri A.K. Mishra, Director (Tech./ P&P) be authorized to function/ officiate as Company Secretary till full time Company Secretary is appointed.

The details of attendance of Members at the Audit Committee Meetings of the Company held during the year 2016-17 is given in **Annexure – I**.

#### **B. Empowered Sub-Committee Of Directors**

Consequent upon superannuation of Shri P.K. Tiwari, Director (Tech./Oprn.) on 30.09.2016, Charge relinquishment of Shri Subir Chandra as Director (Tech./P&P) on 30.09.2016, charge assumption of Shri Subir Chandra as Director

(Tech./Oprn.) on 30.09.2016 and joining of Shri A.K. Mishra as Director (Tech./P&P) on 01.10.2016, the CCL Board at its 431st Meeting held on 08.11.2016, re-constituted **Empowered Sub-Committee of Directors** with the following Directors :

- |                                 |          |
|---------------------------------|----------|
| 1. Shri Gopal Singh,            | Chairman |
| Chairman-cum-Managing Director, |          |
| CCL                             |          |
| 2. Shri R. P. Gupta,            | Member   |
| Joint Secretary,                |          |
| Ministry of Coal,               |          |
| Govt. of India                  |          |
| 3. Shri Ashok Gupta,            | Member   |
| Non – Official Part Time        |          |
| Director, CCL                   |          |
| 4. Shri Bharat Bhushan Goyal,   | Member   |
| Non – Official Part Time        |          |
| Director, CCL                   |          |
| 5. Shri D. K. Ghosh,            | Member   |
| Director (Finance),             |          |
| CCL                             |          |
| 6. Shri Subir Chandra,          | Member   |
| Director (Tech/Oprn),           |          |
| CCL                             |          |
| 7. Shri A. K. Mishra,           | Member   |
| Director (Tech/P&P),            |          |
| CCL                             |          |

During the year ended 31st March 2017, 7 meetings of ESCD were held on 06.05.16, 24.05.16, 24.08.16, 28.09.16, 08.11.16, 29.11.16 and 21.02.17.

The details of attendance of Members at the Empowered Sub-committee of Directors of the Company held during the year 2016-17 is given in **Annexure – I**.

**C. Sustainable Development/ corporate social responsibility committee**

The Department of Public Enterprises, Ministry of Heavy Industries & Public Enterprises, Government of India vide its Office Memorandum no: DPE's O.M. no. 3(9)/ 2010 – DPE(MOU) dated 23rd September, 2011 has issued guidelines on Sustainable Development for Central Public Sector Enterprises (CPSEs).

According to the Guideline, for effective implementation :

- Preparation of Sustainable Development (SD) Plan is needed.
- An Independent External Agency/ Expert/ Consultant for evaluation of SD Projects to be made.
- A Board Level Designated Committee has to be constituted to approve the SD Plan and oversee the SD performance.

As per Section 135 of Companies Act 2013, CSR & Sustainable Development Committee should have atleast 3 Directors – out of which at least One Director shall be an independent Director.

Consequent upon appointment of Shri Ashok Gupta and Shri Bharat Bhushan Goyal, Non-Official Part Time Directors on the Board of CCL in pursuance to the letter No.21/15/2014-ASO (Part-II)(xi) dated 17th November, 2015 issued by Under Secretary to the Govt. of India, Ministry of Coal, the CCL Board at its 419th Meeting held on 27.11.2015, re-constituted SD/CSR committee with the following Directors :

1	Shri Bharat Bhushan Goyal, Non-Official Part Time Director, CCL	Chairman
2	Shri Ashok Gupta, Non-Official Part Time Director, CCL	Member
3	Shri R. Mohan Das, D(P&IR), CIL	Member
4	Shri Subir Chandra, Director (Tech/P&P), CCL	Member
5	Shri R.S. Mahapatro, Director (Personnel), CCL	Member

Consequent upon superannuation of Shri P.K. Tiwari, Director(Tech./Oprn.) on 30.09.2016, Charge relinquishment of Shri Subir Chandra as Director (Tech./P&P) on 30.09.2016, charge assumption of Shri Subir Chandra as Director (Tech./Oprn.) on 30.09.2016 and joining of Shri A.K. Mishra as Director (Tech./P&P) on 01.10.2016, the CCL Board at its 431st Meeting held on 08.11.2016, re-constituted **Sustainable Development/Corporate Social Responsibility Committee** with the following Directors :

1.	Shri Bharat Bhushan Goyal, Non-Official Part Time Director, CCL	Chairman
2.	Shri Ashok Gupta, Non-Official Part Time Director, CCL	Member
3.	Shri R. Mohan Das, D(P&IR), CIL	Member
4.	Shri R.S. Mahapatro, Director (Personnel), CCL	Member
5.	Shri A.K. Mishra, Director (Tech./P&P), CCL	Member

During the year ended 31st March, 2017, 12 (twelve) meeting of SD/CSR committee was held on 06.05.16, 24.05.16, 16.06.16, 28.06.16, 04.08.16, 24.08.16, 28.09.16, 29.11.16, 20.12.16, 05.01.17, 20.02.17, 05.01.17, 20.02.17 & 25.03.17.

The details of attendance of Members at the Sustainable Development /Corporate Social Responsibility Committee of Directors of the Company held during the year 2016-17 is given in **Annexure – I**.

#### D. Risk Management Committee

The Risk Management Committee was constituted in the 425th meeting of the Board of Directors held on 10.06.2016 as follows :

- |  |          |
|--|----------|
| 1. Shri Bharat Bhushan Goyal,<br>Non-Official Part Time<br>Director, CCL | Chairman |
| 2. Shri Ashok Gupta,<br>Non-Official Part Time<br>Director, CCL          | Member   |
| 3. Shri P.K. Tiwari,<br>D(T/O), CCL                                      | Member   |
| 4. Shri Subir Chandra,<br>D (T/P&P), CCL                                 | Member   |

Consequent upon superannuation of Shri P. K. Tiwari, Director (Tech./Oprn.) on 30.09.2016, Charge relinquishment of Shri Subir Chandra as Director (Tech./P&P) on 30.09.2016, charge assumption of Shri Subir Chandra as Director (Tech./Oprn.) on 30.09.2016 and joining of Shri A.K. Mishra as Director (Tech./P&P) on 01.10.2016, the CCL Board at its 431st Meeting held on 08.11.2016, re-constituted **Risk Management Committee** with the following Directors :

- |  |          |
|--|----------|
| 1. Shri Bharat Bhushan Goyal,<br>Non-Official Part Time<br>Director, CCL | Chairman |
| 2. Shri Ashok Gupta,<br>Non-Official Part Time<br>Director, CCL          | Member   |
| 3. Shri Subir Chandra,<br>D (T/Oprn.), CCL                               | Member   |
| 4. Shri A. K. Mishra,<br>D (T/P&P), CCL                                  | Member   |

During the year ended 31st March, 2017, 2 (two) meeting of Risk Management Committee was held on 05.08.16& 05.01.17.

The details of attendance of Members at the Risk Management Committee of Directors of the Company held during the year 2016-17 is given in Annexure-I.

#### E. Human Resource Committee

The CCL Board constituted the Human Resource Committee 431st Meeting held on 08.11.2016 with the following Directors :

- |  |          |
|--|----------|
| 1. Shri Bharat Bhushan Goyal,<br>Non-Official Part Time<br>Director, CCL | Chairman |
| 2. Shri Ashok Gupta,<br>Non-Official Part Time<br>Director, CCL          | Member   |
| 3. Shri R. Mohan Das,<br>D(P&IR), CIL                                    | Member   |
| 4. Shri R.S. Mahapatro,<br>Director (Personnel), CCL                     | Member   |
| 5. Shri A.K. Mishra,<br>Director (Tech./P&P), CCL                        | Member   |

During the year ended 31st March, 2017, 3 (three) meeting of **Human Resource Committee** was held on 29.11.16, 20.12.16 & 05.01.17.

The details of attendance of Members at the **Human Resource Committee** of Directors of the Company held during the year 2016-17 is given in **Annexure – I**.

#### 42. ACKNOWLEDGEMENT

Your Directors express their sincere thanks to the Government of India in general and Ministry of Coal and Coal India Limited in particular for their valuable guidance and unstinted support to your Company towards attainment of the objectives of the Company. Your Directors also thank the Government of Jharkhand and other State Governments for their co-operation and valuable assistance extended to your Company. Your Directors convey their thanks to all the employees of the Company for their whole-hearted co-operation and devotion to duty.

Your Directors are fully confident that the employees of all ranks would continue to strive hard to improve the performance of the Company in the coming years. Your Directors also acknowledge, with thanks, the assistance and guidance rendered by the Statutory Auditors, Tax Auditors, the Comptroller & Auditor General of India and the Registrar of Companies, Bihar & Jharkhand.

#### 43. ADDENDA

The following papers are annexed hereto for your consideration :

- (1) Addendum to the Directors' Report pursuant to Section 134 of the Companies Act, 2013 giving:
  - (a) Particulars of employees who were in receipt of remuneration 1,02,00,000/- per annum/ 8,50,000/- per month or more, if employed for the year or part thereof.
  - (b) Information on Conservation of energy

- (c) details about research and development activities of the Company.
- (d) details of foreign exchange earning & outgo.
- (e) Additional Disclosures of CSR activities.
- (f) disclosure of particulars of contracts/ arrangements entered into by the company with related parties.
- (g) Report on the Performance and Financial position of each of the Subsidiaries, Associates & Joint Venture Companies.
- (h) Declaration of Independent Directors.

- (2) Secretarial Audit Report for the Financial year ended 31st March, 2017
- (3) Comments of the Comptroller and Auditor General of India under section 143(6)(b) of the Companies Act, 2013 on the standalone and consolidated financial statements of Central Coalfields Limited for the year ended 31st March 2017.
- (4) Review of the Accounts of the Company for the year ended 31st March 2017, by the Comptroller & Auditor General of India.
- (5) Extract of Annual Return as on financial year ended 31.03.2017, pursuant to section 92(3) of the Companies Act, 2013 and rule 12(1) of the Companies (Management and Administration) Rules, 2014.
- (6) Addendum to the Director's Report under section 134(2) and 134(3) of the Company's Act, 2013 stating Statutory Auditor's Report and Management's reply thereon.

For & on behalf of the Board of Directors

Sd/-

**(Gopal Singh)**  
Chairman-cum-Managing Director  
DIN : 02698059

## REPORT ON CORPORATE GOVERNANCE

### 1. PHILOSOPHY

CCL management continues to strive for excellence in good governance and responsible management practices.

Corporate Governance at CCL is based on the following main principles:

1. Constitution of a Board of Directors of appropriate composition, size, varied expertise and commitment to discharge its responsibilities and duties,
2. Ensuring timely flow of information to the Board and its Committees to enable them to discharge their functions effectively,
3. Independent verification and safeguarding integrity of the Company's financial reporting,
4. A sound system of risk management and internal control,
5. Timely and balanced disclosure of all material information concerning the Company to all shareholders,
6. Transparency and accountability,
7. Compliance with all the applicable rules and regulations,
8. Fair and equitable treatment of all its stakeholders including employees, customers, shareholders and investors.

Your Company as a Corporate Citizen believes in adhering to the highest standards of Corporate Governance. CCL provides appropriate access to information to the citizens of India under the provision of the Right to Information Act, 2005.

It is not merely compliance and simply a matter of creating checks and balances; it is an ongoing measure of superior delivery of Company's objectives with a view to translate opportunities into reality. It involves leveraging its resources and aligning its activities to national need, shareholders benefit and employee growth, thereby delighting all its stakeholders, while minimizing the risks. The primary objective is to create and adhere to a corporate culture of conscience and consciousness, transparency and openness, fairness, accountability, propriety, equity, sustainable value creation, ethical practices and to develop capabilities and identify opportunities that best serve the goal of value creation, thereby creating an outperforming organization.

### 2. BOARD OF DIRECTORS

The Board of Directors of your Company as on 31st March, 2017 comprised of Eight (8) Directors, viz. five (5) Functional Directors (including CMD), one (1) Part-Time Official Director, two (2) Non-Official Part Time Directors and two (2) Permanent Invitees to the Board.

During the financial year ended March 31st, 2017, 19 (Nineteen) number of Board meetings were held on 06/07.05.16, 24.05.16, 10.06.16, 16.06.16, 28.06.16, 04.08.16, 24.08.16, 28.09.16, 08.11.16, 29.11.16, 20.12.16, 06.01.17, 11.01.17, 01.02.17, 21.02.17, 03.03.17, 10.03.17, 25.03.17

& 31.03.17. Thus, the maximum time gap between consecutive Board meetings was not more than two calendar months.

The details of the composition of Board of Directors, Directors attendance at the Board meeting, number of Directorship in other Companies and membership in other committees, etc. during the year are as follows:

Sl. No.	Name & Designation	Category	Board meetings (Committee meetings are mentioned separately)		No. of Other Directorships
			Held during the tenure	Attended	
1.	Shri Gopal Singh Chairman-cum-Managing Director	Functional Director	19	19	BCCL
2.	Shri D.K. Ghosh Director (Finance)	Functional Director	19	19	Nil
3.	Shri P. K. Tiwari Director(Tech/Oprn.) \$	Functional Director	8	7	Nil
4.	Shri Subir Chandra, Director(Tech/P&P- T/O)#	Functional Director	19	18	Nil
5.	Shri R.S. Mahapatro, Director(Pers.)	Functional Director	19	19	Nil
6.	Shri A.K. Mishra, Director (Tech./P&P) @	Part-time Official Director	11	11	JCRL
7.	Shri R. Mohan Das, Director (P&IR), CIL ^	Part-time Official Director	18	17	i) CIL ii) WCL
8.	Shri R.P. Gupta, Jt. Secy, MoC , Govt. of India	Part-Time Official Director	19	17	MCL
9.	Shri Ashok Gupta, Non-Official Part-time Director	Non-Official Part-time Director	19	19	Not Applicable
10.	Shri Bharat Bhushan Goyal Non-Official Part-time Director	Non-Official Part-time Director	19	19	Not Applicable
11.	Shri U.P Singh, Secy., Deptt. of Mines & Geology, GoJ ###	Permanent Invitee	7	0	Not Applicable
12.	Shri Basu Deo Roy, COM, EC Rlys.^	Permanent Invitee	19	0	Not Applicable
13.	Shri S.K. Barnwal, Secy., Deptt. of Mines & Geology, GoJ##	Permanent Invitee	11	0	Not Applicable

\$ Superannuated from Service w.e.f. 30.09.2016.

# Relinquished Charge as D(T/P&P) and Assumed Charge as D(T/Oprn.) w.e.f. 30.09.2016.

@ Assumed charge as Director(Tech./P&P) w.e.f. 01.10.2016.

^ Terminated from Service w.e.f. 30.03.2017.

### Appointed as Permanent Invitee on CCL Board w.e.f. 04.04.2016.

^^ Appointed as Permanent Invitee on CCL Board w.e.f. 24.05.2016.

## Appointed as Permanent Invitee on CCL Board w.e.f. 16.11.2016.

Subsequent upon superannuation of Sri C.V.N. Gangaram, Company Secretary, CCL, the CCL Board in its 437th meeting held on 21.02.2017 resolved that under section 203 of Companies Act, 2013, Shri A.K. Mishra, Director (Tech./ P&P) be authorized to function/ officiate as Company Secretary till full time Company Secretary is appointed

**SCHEDULE FOR REMUNERATION OF CMD AND OTHER DIRECTORS  
FOR THE YEAR 2016-17**

**A. Functional Directors**

Name	Relation-ship with other Director	Business relationship with the company	Remuneration for the year 15-16 (₹)										
			Salary & Allow.	PRP/Arrear due to revision of pay	HRA	Leave encashment	Ex- Gratia	CMPF Cont.	Med. Expenses	LLTC	LTC(H)	Gratuity	Total
Shri Gopal Singh	Nil	Chairman-cum-Managing Director	3198644.02	5076383.65	0.00	179308.20	0.00	286211.00	0.00	0.00	0.00	0.00	8740546.87.71
Shri P.K. Tiwari Retired on 30.09.16	Nil	Director (Technical/ Operation)	1244668.91	1180140.91	0.00	2107350.00	0.00	368227.00	0.00	0.00	0.00	1000000.00	5900386.82
Shri R.S. Mahapatro	Nil	Director (Personnel)	2623996.86	1317626.10	0.00	265500.00	0.00	265950.00	0.00	0.00	0.00	0.00	4473072.96
Shri A. K. Mishra Joined on 01.10.2016	Nil	Director (Technical/ Project & Planning)	1459252.16	1388970.71	0.00	0.00	0.00	119046.00	0.00	0.00	0.00	0.00	2967268.87
Shri D.K. Ghosh	Nil	Director (Finance)	2673187.90	1748038.88	0.00	0.00	0.00	239394.00	23937.00	13224.00	0.00	0.00	4697781.78
Shri Subir Chandra	Nil	Director (Technical/ Operation)	2670494.34	1827332.46	0.00	318600.00	0.00	272322.00	13331.15	0.00	0.00	0.00	5102079.95
<b>GRAND TOTAL</b>			<b>13870244.19</b>	<b>12538492.71</b>	<b>0.00</b>	<b>2870758.20</b>	<b>0.00</b>	<b>1551150.00</b>	<b>37268.15</b>	<b>13224.00</b>	<b>0.00</b>	<b>1000000.00</b>	<b>31881137.25</b>

**Service Contract**

All the Directors of the Company are appointed by the President of India. The terms & conditions of all the whole time Functional Directors are decided by the President of India in terms of Articles of Association of the Company.

**B. Part-time Directors**

No remuneration is paid to the Part-time Directors by the Company.

**C. Non-official Part Time Directors**

SN.	Particulars of Remuneration	Name of Directors		Total Amount (₹)
1.	<b>Independent Directors</b>	Shri Bharat Bhushan Goyal (date of appointment 14.11.2015)	Shri Ashok Gupta (date of appointment 14.11.2015)	
	Sitting Fees for attending board/committee meetings	1175000.00	1195000.00	2370000.00
	<b>Total (1)</b>	<b>1175000.00</b>	<b>1195000.00</b>	<b>2370000.00</b>

**3. BOARD COMMITTEE****(i) Empowered Sub-Committee of Directors**

Consequent upon superannuation of Shri P.K. Tiwari, Director(Tech./Oprn.) on 30.09.2016, Charge relinquishment of Shri Subir Chandra as Director (Tech./P&P) on 30.09.2016, charge



assumption of Shri Subir Chandra as Director (Tech./Oprn.) on 30.09.2016 and joining of Shri A.K. Mishra as Director (Tech./P&P) on 01.10.2016, the CCL Board at its 431st Meeting held on 08.11.2016, re-constituted Empowered Sub-Committee of Directors with the following Directors-

- |  |   |          |
|--|---|----------|
| 1. Shri Gopal Singh, Chairman-cum-Managing Director, CCL                   | — | Chairman |
| 2. Shri R.P. Gupta, Joint Secretary, Ministry of Coal, Government of India | — | Member   |
| 3. Shri Ashok Gupta, Non-Official Part Time Director, CCL                  | — | Member   |
| 4. Shri Bharat Bhushan Goyal, Non-Official Part Time Director, CCL         | — | Member   |
| 5. Shri D.K. Ghosh, Director (Finance), CCL                                | — | Member   |
| 6. Shri Subir Chandra, Director (Tech/Oprn), CCL                           | — | Member   |
| 7. Shri A.K. Mishra, Director (Tech/ P&P), CCL                             | — | Member   |

During the year ended 31st March 2017, 7 meetings of ESCD were held on 06.05.16, 24.05.16, 24.08.16, 28.09.16, 08.11.16, 29.11.16 and 21.02.17.

The details of attendance of Members at the Empowered Sub-committee of Directors of the Company held during the year 2016-17 are as under:

Name	Empowered Sub-Committee		Remarks
	Held during the tenure	Attended	
Shri Gopal Singh, CMD, CCL	7	7	Chairman
Shri R.P. Gupta, IAS, Jt. Secy, MoC, GOI/ Official Part time Director	7	6	Member
Shri Ashok Gupta, Non-Official Part Time Director	7	7	Member
Shri Bharat Bhushan Goyal, Non-Official Part Time Director	7	7	Member
Shri D.K. Ghosh, D(F), CCL	7	7	Member
Shri P. K. Tiwari, D(T/O), CCL*	4	4	Member
Shri Subir Chandra, D(T/P&P) / D(T/O), CCL.#	7	7	Member
Shri A.K. Mishra, D(T/P&P), CCL.@	2	2	Member

\* Shri P.K. Tiwari, D(T/O), CCL superannuated on 30.09.2016.

# Shri Subir Chandra, relinquished the charge of D(T/P&P) and assumed charge of D(T/O) w.e.f. 30.09.2016.

@ Shri A.K. Mishra assumed charge of D(T/P&P) w.e.f. 01.10.2016.

## (ii) Audit Committee of Directors

On appointment of Shri Ashok Gupta and Shri Bharat Bhushan Goyal as Non-Official Part Time Directors on the Board of CCL in pursuance to the letter No.21/15/2014-ASO (Part-II)(xi) dated 17th November,2015 issued by Under Secretary to the Govt, of India, Ministry of Coal, the CCL Board at its 419th Meeting held on 27.11.2015, re-constituted Audit Committee of Directors with the following Directors-

- |    |   |   |                   |
|----|---|---|-------------------|
| 1. | Shri Ashok Gupta, Non-Official Part Time Director, CCL          | — | Chairman          |
| 2. | Shri Bharat Bhushan Goyal, Non-Official Part Time Director, CCL | — | Member            |
| 3. | Shri R. Mohan Das, D(P&IR), CIL                                 | — | Member            |
| 4. | Shri D.K Ghosh, Director (Finance), CCL                         | — | Permanent Invitee |

The quorum for the meeting of Audit Committee shall be either two members or one third of the members of the Audit Committee whichever is greater, but at least two Independent Directors must be present. The CCL Board at its 411th Meeting held on 04.11.2014, approved the Terms of Reference of Audit Committee of CCL in terms of the provisions of Section 177(4) of the Companies Act' 2013.

During the year ended 31st March, 2017, 17 meetings of Audit committee were held on 06.05.16, 24.05.16, 10.06.16, 16.06.16, 28.06.16, 04.08.16, 24.08.16, 28.09.16, 08.11.16, 29.11.16, 05.01.17, 01.02.17, 20.02.17, 03.03.17, 10.03.17, 25.03.17 and 31.03.17. The Company Secretary is also the Secretary to the Audit Committee.

Subsequent upon superannuation of Sri C.V.N. Gangaram, Company Secretary, CCL, the CCL Board in its 437th meeting held on 21.02.2017 resolved that under section 203 of Companies Act, 2013, Shri A.K. Mishra, Director (Tech./ P&P) be authorized to function/ officiate as Company Secretary till full time Company Secretary is appointed.

The details of attendance of Members at the Audit Committee Meetings of the Company held during the year 2016-17 are as under :

Name	Audit Committee meeting		Remarks
	Held during the tenure	Attended	
Shri Ashok Gupta, Non-Official Part Time Director,	17	17	Chairman
Shri Bharat Bhushan Goyal, Non-Official Part Time Director	17	17	Member
Shri R. Mohan Das, Dir.(P&IR),CIL *	16	14	Member
Shri D.K. Ghosh, D(F), CCL	17	17	Permanent Invitee

\* Shri R. Mohan Das, D(P&IR), CIL was terminated from service w.e.f. 30.03.2017.

## Scope of Audit Committee

The list of functions inter-alia includes the following:

- To hold discussion with Auditors periodically about:
  - Internal control systems compliance and adequacy thereof.
  - Scope of audit including observations of the auditors.
  - Review of the quarterly, half yearly and annual financial statements before submission to the Board.
- To perform the following functions:
  - Overseeing the Company's financial reporting process and system for disclosure of its financial information to ensure that the financial statements are correct, sufficient and credible.
  - Reviewing with the management, the annual financial statements before submission to the Board for approval, with particular reference to matters required to be included in the Directors Responsibility Statement, change, if any in accounting policies, major accounting entries, significant adjustment made, disclosure of related party transactions and qualifications in the draft audit report.

### (iii) Sustainable Development / Corporate Social Responsibility Committee

The Department of Public Enterprises, Ministry of Heavy Industries & Public Enterprises, Government of India vide its Office Memorandum no: DPE's O.M. no. 3(9)/ 2010 – DPE(MOU) dated 23rd September, 2011 has issued guidelines on Sustainable Development for Central Public Sector Enterprises (CPSEs).

According to the Guideline, for effective implementation –

- Preparation of Sustainable Development (SD) Plan is needed.
- An Independent External Agency/Expert/ Consultant for evaluation of SD Projects to be made.
- A Board Level Designated Committee has to be constituted to approve the SD Plan and oversee the SD performance.

As per Section 135 of Companies Act 2013, CSR & Sustainable Development Committee should have atleast 3 Directors –out of which at least One Director shall be an independent Director.

Consequent upon appointment of Shri Ashok Gupta and Shri Bharat Bhushan Goyal, Non-Official Part Time Directors on the Board of CCL in pursuance to the letter No.21/15/2014-ASO (Part-II)(xi) dated 17th November,2015 issued by Under Secretary to the Govt, of India, Ministry of Coal, the CCL Board at its 419th Meeting held on 27.11.2015, re-constituted SD/CSR committee with the following Directors-

- |    |   |   |          |
|----|---|---|----------|
| 1. | Shri Bharat Bhushan Goyal, Non-Official Part Time Director, CCL | — | Chairman |
| 2. | Shri Ashok Gupta, Non-Official Part Time Director, CCL          | — | Member   |
| 3. | Shri R. Mohan Das, D(P&IR), CIL                                 | — | Member   |
| 4. | Shri Subir Chandra, Director (Tech./P&P), CCL                   | — | Member   |
| 5. | Shri R.S. Mahapatro, Director (Personnel), CCL                  | — | Member   |

Consequent upon superannuation of Shri P.K. Tiwari, Director(Tech./Oprn.) on 30.09.2016, Charge relinquishment of Shri Subir Chandra as Director (Tech./P&P) on 30.09.2016, charge assumption of Shri Subir Chandra as Director (Tech./Oprn.) on 30.09.2016 and joining of Shri A.K. Mishra as Director (Tech./P&P) on 01.10.2016, the CCL Board at its 431st Meeting held on 08.11.2016, re-constituted Sustainable Development/Corporate Social Responsibility Committee with the following Directors-

- |    |   |   |          |
|----|---|---|----------|
| 1. | Shri Bharat Bhushan Goyal, Non-Official Part Time Director, CCL | — | Chairman |
| 2. | Shri Ashok Gupta, Non-Official Part Time Director, CCL          | — | Member   |
| 3. | Shri R. Mohan Das, D(P&IR), CIL                                 | — | Member   |
| 4. | Shri R.S. Mahapatro, Director (Personnel), CCL                  | — | Member   |
| 5. | Shri A.K. Mishra, Director (Tech./P&P), CCL                     | — | Member   |

During the year ended 31st March, 2017, 12 (twelve) meeting of SD/CSR committee was held on 06.05.16, 24.05.16, 16.06.16, 28.06.16, 04.08.16, 24.08.16, 28.09.16, 29.11.16, 20.12.16, 05.01.17, 20.02.17, 05.01.17, 20.02.17 & 25.03.17.

The details of attendance of Members at the **Sustainable Development/Corporate Social Responsibility Committee** Meetings of the Company held during the year 2016-17 are as under:

Name	SD&CSR Committee meeting		Remarks
	Held during the tenure	Attended	
Shri Bharat Bhushan Goyal, Non-Official Part Time Director	12	12	Chairman
Shri Ashok Gupta, Non-Official Part Time Director,	12	12	Member
Shri R. Mohan Das, Director(P&IR),CIL#	12	8	Member
Shri Subir Chandra, Director (Tech./P&P)*	7	6	Member
Shri R. S. Mahapatro, Director(P),CCL	12	11	Member
Shri A.K. Mishra, Director(Tech./P&P), CCL <sup>§</sup>	5	5	Member

\* Shri Subir Chandra relinquished the charge of D(T/P&P) and assumed the charge of D(T/O) w.e.f. 30.09.2016

§ Shri A.K. Mishra assumed the charge of D(T/P&P) w.e.f. 01.10.2016.

\*Shri R. Mohan Das, D(P&IR), CIL was terminated from service w.e.f. 30.03.2017.

**iv) Risk Management Committee :**

The Risk Management Committee was constituted in the 425th meeting of the Board of Directors held on 10.06.2016 as follows:

1. Shri Bharat Bhushan Goyal, Non-Official Part Time Director, CCL — Chairman
2. Shri Ashok Gupta, Non-Official Part Time Director, CCL — Member
3. Shri P.K. Tiwari, D(T/O), CCL — Member
4. Shri Subir Chandra, D (T/P&P), CCL — Member

Consequent upon superannuation of Shri P.K. Tiwari, Director(Tech./Oprn.) on 30.09.2016, Charge relinquishment of Shri Subir Chandra as Director (Tech./P&P) on 30.09.2016, charge assumption of Shri Subir Chandra as Director (Tech./Oprn.) on 30.09.2016 and joining of Shri A.K. Mishra as Director (Tech./P&P) on 01.10.2016, the CCL Board at its 431st Meeting held on 08.11.2016, re-constituted **Risk Management Committee** with the following Directors-

1. Shri Bharat Bhushan Goyal, Non-Official Part Time Director, CCL — Chairman
2. Shri Ashok Gupta, Non-Official Part Time Director, CCL — Member
3. Shri Subir Chandra, D (T/Oprn.), CCL — Member
4. Shri A.K. Mishra, D (T/P&P), CCL — Member

During the year ended 31st March, 2017, 2 (two) meeting of Risk Management Committee was held on 05.08.16& 05.01.17.

The details of attendance of Members at the Risk Management Committee Meetings of the Company held during the year 2016-17 are as under:

Name	Risk Management Committee meeting		Remarks
	Held during the tenure	Attended	
Shri Bharat Bhushan Goyal, Non-Official Part Time Director	2	2	Chairman
Shri Ashok Gupta, Non-Official Part Time Director,	2	2	Member
Shri P.K. Tiwari, D(T/O)*	1	1	Member
Shri Subir Chandra, D(T/P&P)/ D(T/O)#	2	2	Member
Shri A.K. Mishra, Director(Tech./P&P), CCL@	1	1	Member

\* Shri P.K. Tiwari, D(T/O), CCL superannuated on 30.09.2016.

# Shri Subir Chandra, relinquished the charge of D(T/P&P) and assumed charge of D(T/O) w.e.f. 30.09.2016.

@ Shri A.K. Mishra assumed charge of D(T/P&P) w.e.f. 01.10.2016.

**v) Human Resource Committee:**

The CCL Board constituted the Human Resource Committee in its 431st Meeting held on 08.11.2016 with the following Directors:

1. Shri Bharat Bhushan Goyal, Non-Official Part Time Director, CCL — Chairman
2. Shri Ashok Gupta, Non-Official Part Time Director, CCL — Member
3. Shri R. Mohan Das, D(P&IR), CIL — Member
4. Shri R.S. Mahapatro, Director (Personnel), CCL — Member
5. Shri A.K. Mishra, Director (Tech./P&P), CCL — Member

During the year ended 31st March, 2017, 3 (three) meeting of **Human Resource Committee** was held on 29.11.16, 20.12.16 & 05.01.17.

The details of attendance of Members at the **Human Resource Committee Meetings** of the Company held during the year 2016-17 are as under:

Name	Human Resource Committee meeting		Remarks
	Held during the tenure	Attended	
Shri Bharat Bhushan Goyal, Non-Official Part Time Director	3	3	Chairman
Shri Ashok Gupta, Non-Official Part Time Director,	3	3	Member
Shri R. Mohan Das, D(P&IR), CIL*	3	3	Member
Shri R.S. Mahapatro, D(P)	3	3	Member
Shri A.K. Mishra, Director (Tech./P&P), CCL@	3	3	Member

\* Shri R. Mohan Das, D(P&IR), CIL was terminated from service w.e.f. 30.03.2017.

@ Shri A.K. Mishra assumed charge of D(T/P&P) w.e.f. 01.10.2016.

**Statutory Auditors**

Under Section 139 of the Companies Act, 2013 the following Chartered Accountants Firms were appointed by the Comptroller and Auditor General of India for auditing the Financial Statements of your Company for the year 2016-17:

**Statutory Auditors:**

**M/s. V. Singhi & Associates**  
Four Mangoe Lane  
Surendra Mohan Ghosh Sarani, Ground Floor  
Kolkata-700001, West Bengal

**Branch Auditors:**

1. **M/s J. N. Agrawal & Co.**  
6, RIT Building, Ground Floor,  
Court Compound, ranchi-834001.
2. **M/s. L. K. Saraf & Co.**  
2nd Floor, Chauhan Mansion  
Lalji Hirji Road  
Ranchi.

3. **M/s Kadmawala & Co**  
C/o Shri Ram Chandra Prasad  
Shri Ram Path Lane  
Opp. Crown Public School  
Kishore ganj. Harmu Road.  
Ranchi-834001.
4. **M/s Lodha Patel Wadhwa & Co.**  
304, Shrilok Complex  
4 H.B. Road, 3rd Floor  
Ranchi-834001

**Cost Auditors:**

As per Companies Act, 2013 the following Cost Auditors was appointed by the Board of Directors in its 430th Board Meeting vide item No. 4(6) dated 28.09.2016 for conducting Cost Audit as required under the Act for the year 2016-17, 2017-18 2018-19.

**M/s SC Mohanty & Associates**  
Plot No. 370/1861/2157 Shakti Bhavan  
Beside Toyota Showroom AT- PATIA , PO -KIIT  
Bhubaneswar - 751024.

**Branch Cost Auditors:**

1. **MANI & CO.**  
Ashoka Building, 111 Southern Avenue,  
Kolkata- 700029.
2. **MUSIB & CO.**  
No.204 , Gajraj Mansion ,  
2nd Floor, Diagnol Road ,  
Bistupur , Jamshedpur Jharkhand.
3. **K.B.SAXENA & ASSOCIATES**  
3rd Floor Shagun Palace Sapru Marg,  
Hazratganj Lucknow - 226 001.
4. **KG GOYAL & ASSOCIATES**  
4A , POCKET 2  
Mix Housing ,  
New Kondli , Mayur Vihar-III .  
New Delhi - 110 096.

**Secretarial Auditors:**

Under Section 204 of the Companies Act, 2013 the following Company Secretary Firm was appointed by the Board of Directors in its 442nd Board Meeting vide item No. 4(24) dated 27.04.2017 for conducting Secretarial Audit as required under the Act for the year 2016-17 and 2017-18.

**Secretarial Auditors:**

**M/s. Pratibha Khandelwal & Associates**  
F-2/14, LIC Flats, Sector-2,  
Vidhyadhar Nagar,  
Jaipur-302039 (Rajasthan)

**Annual General Meeting:**

Particulars of the Annual General Meetings of the shareholders held during last 3 years:

Year	Date & Time	Location	Attendance	Special Resolution, if any
2013-14	11th June' 2014 At 12.00 Noon	Darbhangra House, Ranchi.	1. Shri Gopal Singh, Member & Chairman. 2. Shri J. Bagchi, Rep. of CIL	Nil
2014-15	17th June' 2015 At 11.00 AM	Darbhangra House, Ranchi.	1. Shri Gopal Singh, Member & Chairman. 2. Ms. Shweta Loharuka, Rep. of CIL	Nil
2015-16	22nd July' 2016 At 11.00 AM	Darbhangra House, Ranchi.	1. Shri Gopal Singh, Member & Chairman. 2. Shri Jay Prakash Shaw, Rep. of CIL	Nil

**N.B.:** No special resolution was passed through postal ballot at any of the General meetings of the Members held during the above three years.

**4. DISCLOSURES****Related Party Transactions**

As per the disclosures given by the Directors of the Company, there was no material related party transactions that has potential conflicts with the interests of the Company at large.

**Code of Conduct for Directors and Senior Executives**

A Code of Conduct for Directors and Senior Executives was placed before the Board of Directors of CCL at their 348th meeting held on 2.07.08 and has been uploaded on the website of CCL [www.centralcoalfields.in](http://www.centralcoalfields.in). An Acknowledgement of receipt of code of conduct and Affirmation regarding compliance with the same for the year ended March'2017 has been done.

**Code of Conduct for Prevention of Insider Trading pursuant to Reg. 12(1) of the SEBI(Prohibition of Insider Trading) Regulations 1992 and as amended in 2008**

Pursuant to office order no. CIL:IX(D):04007:2010:1856 dtd.30.11/01.12.2010 of CGM(F)/ Company Secretary, CIL, the Code of Conduct for prevention of Insider Trading as per Reg 12(1) of the SEBI (Prohibition of Insider Trading) Regulations 1992 and as amended in 2008, has been circulated among the designated employees of the Company, which includes Directors, Chief Vigilance Officer, all Executive Directors, all CGM's & GM's and all executives working in the designated departments of the Company.



## **Delegation of Power**

Delegation of power of CMD & Board of Directors was revised on 367th meeting of Board of Directors held on 11.05.10. As per direction of CVC and CVO, CCL, Delegation of Powers have been uploaded on the websites of CCL : [www.centralcoalfields.in](http://www.centralcoalfields.in). DoP of Functional Directors as well as Area CGM/GM have been revised and placed in 384th Board Meeting held on 24/01/2012 for information. The DoP of Divisional Directors in respect of change in specification/Quantity in awarded contracts was changed & placed in 418th Board Meeting held on 31.10.2015 for information. Modification of DoP of ED (Vig.)/CVO, CCL was placed in 421st Board meeting held on 04.02.2016 for information. The same has been up-loaded in the CCL website. Further DoP of CGMs/GMs of Piparwar Area & Magadh Amarpali Area in respect of 'Contact for Capital/Revenue Works" was enhanced & placed in 422nd Board Meeting held on 15/16.03.2016 for information. The modification of existing DoP of CGMs/GMs of Area and CWS Barkakana was placed in 429th Board meeting held on 24/25.08.2016 for information.

## **Accounting Treatment**

The Financial Statements are prepared in accordance with applicable Indian Accounting Standards (IND-AS) and relevant presentational requirements of the Companies Act, 2013.

## **Risk Management**

As a part of strategic business policy, due importance is given to the process of risk identification, assessment and mitigation control in different functional areas of the organization. Inherent risk due to external and internal factors is assessed and necessary mitigation control measures are taken through policies and systems to manage the risk effectively.

## **5. MEANS OF COMMUNICATION**

Operational & Financial Performance of the Company are published in Leading English Newspapers and also in local dailies. In addition to above, the financial results are also displayed in the Company's Website.

## **6. AUDIT QUALIFICATIONS**

Management Reply to the Statutory Auditors' observation on the Accounts of the Company and Secretarial auditors report for the year ended 31st March, 2017 are furnished as an Annexure to Directors' Report. Comments of the Comptroller and Auditor General of India Under Section 143(6) (b) of the Companies Act, 2013 on the Financial Statements of Central Coalfields Limited for the year ended 31st March, 2017 is also enclosed.

## **7. TRAINING OF BOARD MEMBERS**

The Functional Directors are the head of their respective functional areas by virtue of their possessing the requisite expertise and experience and are aware of the business model of the Company as well as the risk profile of the Company's business. The Part-time Directors are fully aware of the Company's business model. The risk profile of the Company's business has been well defined by the Board and the Board Members are appraised periodically on the same.

## **8. MECHANISM FOR EVALUATION OF PART-TIME DIRECTORS**

The performance of Part-time Directors representing the Ministry of Coal & Coal India Limited (Holding Company) is evaluated as per the rules of their respective departments. The Non-Official Part-time Directors are selected by Government of India for appointment as Board Members through Ministry of Coal and Department of Public Enterprises. Generally the appointment is made for tenure of three years.

## **9. WHISTLE BLOWER POLICY**

The Coal India Whistle Blower Policy '2011' as approved by CIL Board is applicable to all its subsidiaries.

In addition, being a PSU, the records of the Company are open for audit by C&AG and open for inspection by Vigilance/CBI etc.

Your Company has an independent Vigilance Deptt., headed by a Chief Vigilance Officer. The Vigilance Deptt. functioning under the overall guidance of the Central Vigilance Commission, mainly lays stress on preventive vigilance.

## **10. INTEGRITY PACT**

An MOU for implementation of Integrity Pact was signed between your Company and Transparency International; India on 11th August 2008 at New Delhi. The said MOU was placed for information to the Board at its 350th meeting held on 23/08/2008.

## **11. COMPLIANCE BY THE COMPANY**

In compliance with the guidelines on Corporate Governance, a quarterly and annually compliance report is sent to MoC as well as to Deptt. of Public Enterprises, Ministry of Heavy Industry & Public Enterprises, New Delhi.

## **12. UN GLOBAL COMPACT**

The Global Compact is a framework for businesses that are committed to aligning their operation and strategies with ten universally accepted principles in the area of human rights, labour, environment and anti-corruption. As the world's largest global corporate citizenship, the Global Compact is first and foremost concerned with exhibiting and building the social legitimacy of business and markets. Top companies of the world are members of UN Global Compact. Based on Performance in CSR, CCL has been a member of UN Global Compact since 2009. Since then the company has stepped up its CSR activities with application of business excellence principles and making CSR a key business process.

Some of the innovative and popular CSR Schemes taken up by CCL are Swachh Vidyalay Abhiyan, CCL Ke LaL / Laadli, Drinking Water Project in coal mining areas, Skill Development Centres in the command areas of CCL, Sports Academy, Hotwar run by JSSPS, Swachh Vidyalaya Abhiyan, Swacch Bharat Abhiyan on snow covered mountains, etc. CSR activities of CCL has helped to cultivate goodwill of the people in the command areas, State Administration, Media and other stakeholders. CCL has also received accolades for its CSR activities from Parliamentary Committee on Labour, Global Compact Society of India, CAG Audit and EAC of MOEF.

## Profile of Directors

Board of Directors of CCL as on 31.03.2017 consists of CMD, D(T-O), D(F), D(P), D(T/P&P), one Govt. Nominee Director, two Non-official Part Time Directors and two permanent Invitees, one from Chief Operations Manager, EC Rly, Hajipur and one from Secretary, Mines & Geology, Govt. of Jharkhand, Ranchi.

Brief resume of all Directors, their qualification, domain, experience & expertise, their membership in professional bodies, Chairman/Directorship in other companies etc are given below:

### SHRI GOPAL SINGH



**Mr. Gopal Singh** is heading Central Coalfields Ltd. (CCL) as Chairman-cum- Managing Director (CMD) since March, 2012 and is

Before taking over as CMD, CCL, Mr. Singh had successfully shouldered many higher responsibilities such as Director Technical (Project & Planning) of SECL, CGM, Kasmunda Area, SECL etc. His assignments have bestowed on him a wide exposure of the coal sector and given him very extensive experience in management of corporate affairs.

Born in Rohtas on 21st January, 1961, Mr. Singh graduated from prestigious institute, Indian School of Mines, Dhanbad in 1982. He started his professional career as a mining engineer by joining Rajrappa Area, CCL. He has obtained M. Tech. in Open Cast Mining and completed MBA with specialization in Finance. During the course of his service, he has worked in different subsidiaries of Coal India like CCL – 21 years & SECL – 6 years before joining as Director Technical of SECL. Kasmunda project which never achieved its rated capacity of 6 MTY in first 23 years of life produced 9.066 MT in 2006-07 i.e. about 151% of rated capacity over a period of about 4 years. He conceptualized the project report of Kasmunda OC for 50 MTY, then the largest mine of its kind in the world.

As CMD, CCL the priority of company's growth has been redefined in view of the prevailing socioeconomic milieu of Jharkhand. It is now centered on Inclusive Growth through a series of initiatives collectively known as **KAYAKALP MODEL of Governance**. This dynamic model is based on **five pillars**:

- (a) **Transparent, Ethical and Philanthropic approach of management, particularly CEO.**
- (b) **Development of subordinates through intensive training/ Training, Development and Delegation of power**
- (c) **Enforcement of Discipline through "Lead by example" theory**
- (d) **Innovation, Automation and State-of-the-Art Technology**
- (e) **Democratic planning and Autocratic control**

He is a philanthropist by heart and a firm believer of the concept of "Inclusive Growth" and the golden principle of "Antodaya". According to him the growth of nation and performance of any organization is not possible without the welfare of the poorest of the poor.

### SHRI DIPAK KUMAR GHOSH



Shri Dipak Kumar Ghosh took over as Director (Finance), Central Coalfields Limited (CCL) on 6th July, 2013. He has rendered about 35 years of service in Coal Industries in the field of finance in various capacities especially in CCL & ECL.

He is born in 1959 at Kolkata and had his graduation in Commerce from Calcutta University. He acquired his professional qualification from the Institute of Cost Accountants of India and also from the Institute of Company Secretaries of India.

Besides being a pioneer in the field of Corporate Finance, Costing, Budget and Controls, he has been entrusted with the responsibilities of Systems Department w.e.f. 27th January, 2014. Again he has also given the charge of Director Incharge (Sales & Marketing), CCL w.e.f. 1st July, 2014.

Under his leadership company has seen excellent financial results and sales volume have grown up radically. New IT initiatives have been undertaken by the System deptt. under his capable guidance & leadership.

### SHRI AWADH KISHORE MISHRA



Shri Awadh Kishore Mishra joined CCL on 01/10/2016 as Director (Tech. / P&P). He graduated in Mining Engineering from Indian School of Mines (ISM), Dhanbad in 1983 and joined as JET at Kusunda opencast under Kusunda Area of BCCL. He completed his M.Tech. in 1988 and MBA in HR in the year 2012. He has shouldered various responsibilities in BCCL and ECL. Before being elevated to the post of Director (Technical), CCL, he was working as GM Jhanjra Area of ECL. He is also the Chairman of Jharkhand Central Railway Limited, a JV between CCL, IRCON & Govt. of Jharkhand w.e.f 01.10.2016.

He has a vast experience of Underground as well as Opencast Coal mining operations. He has transformed Jhanjra Underground Mine into the largest Underground mine of CIL by introducing continuous miners as well as long wall mining system.

He is humble in disposition and firm in his decisions. He is very enthusiastic and has a great self belief in tackling with mining problems. CCL is going to be benefited from his rich and wide experience.

### SHRI RADHASHYAM MAHAPATRO



Mr. Radhashyam Mahapatro took over as Director (Personnel), Central Coalfields Ltd. (a Subsidiaries of Coal India Ltd.), on and from 8th June, 2015. Before taking over as Director (Pers.), CCL, he has more than 28 years of experience in Power, Oil and Coal Sectors in different capacities. Shri R. S. Mahapatro successfully shouldered varied and higher responsibilities such as General Manager (Personnel – Industrial Relation & Recruitment) of CCL, Asstt. GM (HR), EIL & Sr. Manager (HR), NHPC. He is a physics graduate from Khallikote College, Behrampur, Odisha and did his Post Graduation in Personnel Management and Industrial Relation

and Labour Welfare. Shri Mahapatro has handled many areas of HR functions, liaison and coordination. During his tenure in NHPC, EIL and CCL, Ranchi, he had worked for introduction of Productive work culture. Many awards for HR, Rajbhasha, Environment have been bestowed upon him during his working in various PSUs.

Shri Mahapatro, as Director (Personnel) from June, 2015 has brought a paradigm shift in HR functioning due to his initiatives in the areas of IR, Welfare and CSR, the company has earned good image which has brought laurels to the Company. He has undergone training in advance management programme in Germany, Sweden on 'Advanced Technology and organizational culture', sponsored by Coal India Ltd.

Due to his able guidance and contribution in the field of Human Resource and CSR, CCL has been awarded with "Greentech HR Gold Award- for innovation in recruitment" by Greentech Foundation, "Excellence in CSR" awards and "HR and Leadership awards" 2016.

Mr. Mahapatro's areas of interest includes improving productivity, rural development, poverty alleviation, environment and ecology. He has been passionately working for reform in administration to make it responsive to the need and aspirations of the communities. His forte is transparency & leadership with teamwork.

### SHRI SUBIR CHANDRA



Shri Subir Chandra is working as Director (Tech./P&P) in CCL from 09/06/2015. He graduated in Mining Engineering from Indian School of Mines (ISM), Dhanbad in 1979 and joined as JET in Moira Colliery under Bankola Area of ECL. In 1985, he completed his M. Tech. in opencast mining. In 2002, he was transferred to Nagpur Area of WCL as Project Officer. He worked in WCL till January, 2008 after which he was transferred to MCL and posted as GM, IB Valley Area. Before being elevated to the post of Director (Technical), CCL, he was working as GM, Lingraj Area of MCL.

During initial years, Shri Chandra got vast experience in semi mechanised and loaderless underground mines as well as in big opencast mines. He has a wide exposure of underground and opencast mine operations of large mines with state-of-the art technology.

As Director (Technical/P&P), he is shouldering the responsibilities of many important departments which have a major role to play in achievement of 1 BT production by CIL in 2019-20.

Shri Chandra relinquished the charge of D(T/P&P) and assumed the charge of D (T/Oprn.) on 30.09.2016. He was also the chairman of JCRL from 31.08.2015 to 30.09.2016.

He is humble in disposition and firm in his decisions. He is very enthusiastic and has a great self belief in tackling with mining problems. CCL is going to be benefited from his rich and wide experience.

### SHRI R. P. GUPTA, IAS



Shri R. P. Gupta is an IAS Officer of 1987 Batch. He did B. Tech. from IIT, Kanpur in Aeronautical Engineering. He has served many important administrative portfolios including Principal Secretary, Department of Education, Govt. of Gujarat. During his career, major achievements are as following :

(a) Digitization of land record including village and land parcel maps and synchronizing these with geospatial imagery started resurvey of whole of Gujarat with modern technology.

(b) Conceptualize and implemented annual assessment of quality of education in 35,000 schools of Gujarat and a very transparent completely computerized and fast system of teachers recruitment which recruits tens of thousands of teachers purely on merit in 1 month only.

(c) Implemented first throughout the state monthly bio-metric verification system in PDS. He assumed charge as Joint Secretary, Ministry of Coal with effect from 15.04.2015. He is a distinguished member of CCL Board as well as its sub-committees.

## NON-OFFICIAL PART TIME DIRECTORS

### SHRI BHARAT BHUSHAN GOYAL



**Shri Bharat Bhushan Goyal** is a former civil servant, who superannuated on June 30, 2015 as Addl. Chief Adviser (Cost), Ministry of Finance, Government of India and Head of the Indian Cost Accounts Service.

Born on 27th June, 1955 at Sangrur, Punjab, he graduated in Commerce, and did Masters in Economics. He is Fellow Member of the Institute of Cost Accountants of India and Life Member of AIMA & DMA. He had specialized training from Strathclyde University, UK, International Law Institute, USA, and National Law School of India, Bangalore.

He has nearly 40 years of professional experience in the Government of India and in Corporate Sector. In Government of India, he had worked in different capacities in several Ministries, notable being Finance, Corporate Affairs, Industry, Chemicals & Fertilizers etc.

Presently, Shri Goyal is working as Independent Director on the Board of Ramagudam Fertilizer & Chemicals Limited and as Adviser, Management Accounting Research Foundation of ICAI. He is handling various assignments, the most significant being designing Performance Costing System in Indian Railways.

He possess professional expertise in wide areas such as public policy, financial management, corporate valuation, disinvestment, cost-benefit analysis, business restructuring, effective regulatory landscape, cost management, product pricing, risk based audit, corporate social responsibility, etc.

He had been Chairman/Member of large number of high-level national & international bodies/committees; and Board member of large number of companies, institutions and autonomous organizations wherein he made valuable contributions.

He has presented large number of papers / talks at many national & international forums on wide variety of contemporary issues. He is closely associated as visiting faculty/expert with various leading B-schools, professional bodies, academic institutions, research organisations, and the corporate world.

### SHRI ASHOK GUPTA



**Shri Ashok Gupta** was born on 29th January, 1957. He is commerce graduate with Honours from Shri Ram College of Commerce in 1977. Shri Gupta cleared CA Examination in 1980 with 4th Rank in all India Merit List, and became a Fellow Member of The Institute of Chartered Accountants of India.

CA Ashok Gupta has about 34 years of experience in the field of Taxation, Audit, Accounting, Finance, Banking, Law Education and strategic planning and Business Management.

Shri Ashok Gupta started his career with Practicing Profession of Chartered Accountancy as Partner in Ashok Praveen & Co. Chartered Accountants from 1981 totill date. He has been Statutory Auditor of different Banks and Insurance Companies.

Shri Gupta was Non- Official Director of Indian Bank & Vijaya Bank as Govt. Nominee. Shri Gupta also served as Special Director (BIFR Nominee) in CIMMCO Ltd. and HMT Machine Tools Ltd.

## **PERMANENT INVITEES**

### **Shri Basu Deo Roy**



Chief Operation Manager,  
EC Railway

### **Shri S. K. Barnwal**



Secretary (Mines & Geology)  
Govt. of Jharkhand

**V. SINGHI & ASSOCIATES**

Chartered Accountants

To

The Members,  
M/s. Central Coalfields Limited.  
Ranchi

1. We have examined the compliance of conditions of Corporate Governance by the Company for the year ended 31st March, 2017, although Clause 49 of the Listing Agreement is not applicable to the Company. The Company is a subsidiary of Coal India Limited which is listed.
2. The compliance of conditions of Corporate Governance is the responsibility of the management. Our examination was limited to procedures and implementation thereof, adopted by the Company for ensuring the compliance of conditions of Corporate Governance. It is neither an audit, nor an expression of opinion on the financial statements of the Company.
3. In our opinion and to the best of our information and according to the explanations given to us and representations made by the Directors and the management, we certify that the Company has complied with the conditions of Corporate Governance except the appointment of Woman Director in the Board of the Company.
4. We further state that such compliance is neither an assurance as to future viability of the Company nor the efficiency or effectiveness with which the Management has conducted the affairs of the Company

For **V. SINGHI & ASSOCIATES**  
Chartered Accountants  
(Firm Reg. No.-311017E)

*Sd/-*  
**(Aniruddha Sengupta)**  
*Partner*  
Membership No. : 051371

Place : Ranchi

Date : 26th May, 2017



**FORM NO. MR – 3**

**SECRETARIAL AUDIT REPORT**

(For The Financial Year Ended 31st March, 2017)

[Pursuant to section 204(1) of the Companies Act, 2013 and rule No.9 of the Companies Appointment and Remuneration of Managerial Personnel Rules, 2014]

To,

The Members,  
Central Coalfields Limited  
Darbhanga House, Ranchi  
Jharkhand.

We have conducted the **Secretarial Audit** of the compliance of applicable statutory provisions and the adherence to good corporate practices by **CENTRAL COALFIELDS LIMITED** (hereinafter called the company). Secretarial Audit was conducted in a manner that provided us a reasonable basis for evaluating the corporate conducts /statutory compliances and expressing our opinion thereon.

Based on our verification of the **CENTRAL COALFIELDS LIMITED** books, papers, minute books, forms and returns filed and other records maintained by the Company and also the information provided by the Company, its officers, agents and authorized representatives during the conduct of Secretarial Audit, we hereby report that in our opinion, the Company has, during the audit period covering the financial year ended on **31st March, 2017**, **generally** complied with the statutory provisions listed hereunder and also that the Company has proper Board-processes and compliance-mechanism in place to the extent, in the manner and subject to the reporting made hereinafter :

We have examined the books, papers, minute books, forms and returns filed and other record maintained by **CENTRAL COALFIELDS LIMITED** ("the Company") for the financial year ended on 31st March, 2017 according to the provisions of:

- (i) The Companies Act, 2013 (the Act) and the rules made there under;
- (ii) The Securities Contracts (Regulation) Act, 1956 ('SCRA') and the rules made there under;
- (iii) The Depositories Act, 1996 and the Regulation and Bye-Laws framed there under;
- (iv) Foreign Exchange Management Act, 1999 and the rules and regulations made there under;
- (v) Guidelines on Corporate Governance for Central Public Sector Enterprises issued by the Department of Public Enterprises, Government of India;
- (vi) As per the information provided by the company it has devised proper system and ensured compliance of the provisions of the specific laws applicable to it. (List of applicable laws attached herewith as Annexure I);
- (vii) Notification of Ministry of Coal, Government of India for Constitution of Board.
- (viii) The following Regulations and Guidelines prescribed under the Securities and Exchange Board of India Act, 1992 ('SEBI Act') :-
  - (a) The Securities and Exchange Board of India (Substantial Acquisition of Shares and Takeovers) Regulations, 2011;

- (b) The Securities and Exchange Board of India (Prohibition of Insider Trading) Regulations, 1992;
- (c) The Securities and Exchange Board of India (Issue of Capital and Disclosure Requirements) Regulations, 2009;
- (d) The Securities and Exchange Board of India (Employee Stock Option Scheme and Employee Stock Purchase Scheme) Guidelines, 1999, as amended / re-enactment thereof;
- (e) The Securities and Exchange board of India (Issue and Listing of Debt Securities) Regulations, 2008;
- (f) The Securities and Exchange board of India (Registrar to an Issue and Share Transfer Agents) Regulations, 1993 regarding the Companies Act and dealing with client during the Financial Year under review.
- (g) The Securities and Exchange Board of India (Delisting of Equity Shares) Regulations, 2009.
- (h) The Securities Exchange Board of India (Buy Back of Securities) Regulations, 1998.

WE have also examined compliance with the applicable clauses of Secretarial Standards issued by The Institute of Company Secretaries of India.

**CENTRAL COALFIELDS LIMITED** is a Private Limited Company under **Cl. 4 of Articles of Association** and is hereby wholly owned subsidiary of Coal India Limited. However, the company is a Public Company as per section 2(71) of the Companies Act, 2013 and hence all provisions of a Public Company are applicable.

There are **04 (four)** Members/Shareholders viz. Coal India Limited., Chairman, CIL, Director Personnel, CIL (R Mohandas) and Chairman cum Managing Director, CCL at the end of the financial year. However, subsequent to the termination of Mr. R Mohandas w.e.f 30/03/2017 one (1) allotted to him is still being held by him.

With the approval of President of India, Ministry of Coal, Government of India vide letter no. 21/35/2005-ASO (iv) dated 06 June, 2008 reconstituted the Board of the Company consisting five Functional Directors, two part time Directors representing government and Five Non-official Directors, thus making the total number of Directors to **twelve** and **two** permanent invitees one from Eastern Central Railways and another to be Secretary Mines & Geology, Government of Jharkhand.

At the end of Financial Year 2016-17, eight Directors constituted the board, with five Functional Directors, one Government Director as Non-Executive part time Directors and two Non-official part time Directors. Mr. R Mohandas (Director Personnel of CIL also part time official Director of CCL and Representative of Government of India) was terminated w.e.f 30/03/2017.

The Changes in the composition of the Board of Directors that took place during the period under review were carried out in compliance with the provisions of the Act.

Adequate notice is given to all directors to schedule the Board Meetings. Agenda and detailed notes on agenda were also given. A system exists for seeking and obtaining further information and clarifications on the agenda items before the meetings and for meaningful participation at the meeting. Majority decision is carried through and recorded as part of the minutes.

**AGM for the year 2016-2017 was called at a shorter notice than prescribed with due consent taken from the members/directors.**

During the period under review the Company has generally complied with the provisions of the Act, Rules, Regulations, Guidelines, Standards, etc. mentioned above subject to the following observation:

1. Based on the information received and examination of records during the course of audit, systems and processes in the Company need to be strengthened further to commensurate with size and operations of the company to monitor and ensure effective compliance with applicable laws, rules, regulations and guidelines. In our view, specifically, compliance of Secretarial Standards issued by ICSI and approved by Central Government under section 118 (10) and proper maintenance of Statutory Registers needs to be further strengthened.
2. The Company has not appointed Woman Director till the end of reporting Financial Year.
3. The Independent Directors of the company as per section 149 of Companies Act, 2013 read with Schedule IV, shall hold at least one meeting in a year, without the attendance of non-independent directors and members of management. As per the information given to us no such meeting was held during the year.
4. The Board of Directors as per section 149 read with Schedule IV of The Companies Act, 2013 are required to evaluate the performance of Independent Directors. However, as per the information and explanations given to us no such performance evaluation has been done.
5. The office of Company Secretary was vacated on 31/01/2017 due to superannuation. The Company has not yet appointed a Whole time Company Secretary.
6. Disclosures as required under section 12(3) of the Companies Act, 2013, has generally not been complied with.
7. As informed to us, during the financial year 2016-17, alleged fraudulent payment to the tune of ₹ 0.80 Crores has been detected at Bhurkunda Colliery Project of Barkasayal area. We have not noticed nor has the Company reported us any other such matter during the course of our audit.
8. The Company has obtained /repaid loans during the financial year. However, no Registration/ Satisfaction of charges with ROC (MCA) have been done in the matter as required under Companies Act, 2013 during the Financial Year 2016-17.
9. As required under section 135 of The Companies Act, 2013, the total amount required to be spent under CSR activities was ₹ 55.90 Crores. However, the total amount of ₹ 25.61 Crores remains unspent towards CSR activities during the year.
10. Except as stated in Note no.38.5 on Contingent liabilities we have not noticed nor the Company has reported us any other matter during the course of our audit.
11. The company has made investment in its subsidiary JHARKHAND CENTRAL RAILWAY LIMITED (JCRL) of ₹ 32 crores on 08/11/2016. However, the shares were not allotted to the company to the extent of ₹ 28.80 Crores till the end of the financial year. The said amount was kept in share application money.

For PRATIBHA KHANDELWAL & ASSOCIATES

Sd/-

**(PRATIBHA KHANDELWAL)**

*(Practicing Company Secretary)*

Proprietor

FCS NO: 7194

Place : Jaipur

## **Annexure 1**

### **List of other specific laws applicable to the industry to which the Company belongs:**

1. The Mines Act, 1952;
2. Mines Concession Rules, 1960;
3. The Mines Rules, 1955;
4. Coal Mines Regulations, 1957;
5. Coal Mines Conservation & Development Act, 1974;
6. The Mines Rescue Rules, 1985;
7. The Mines Vocational Training Rules, 1966;
8. The Indian Electricity Rules, 1956;
9. The Explosive Act, 1884;
10. The Explosive Rules, 2008;
11. Coal Mines Pension Scheme, 1998;
12. The Payment of Wages (Mines) Rules, 1956;
13. Coal Mines Provident (Miscellaneous Provisions) Act, 1948;
14. Mines and Minerals (Regulation and Development) Act, 1957;
15. Mines (Posting of Abstracts) Rules, 1954;
16. Payment of Undisbursed Wages (Mines) Rules, 1989;
17. Indian Bureau of Mines, Sr. Technical Assistant (Survey), Jr. Technical Assistant (Survey) and Junior Survey Recruitment Rules, 1990';
18. The Coal Mines Pit Head Bath Rules, 1959;
19. Mines Crèches Rules, 1966;
20. Indian Bureau of Mines (Electrical Supervisor and Electrician) Recruitment Rules, 1990;
21. The Maternity Benefit (Mines) Rules, 1963;
22. Coking Coal Mines (Nationalisation) Act, 1972;
23. Coal Mines (Nationalisation) Act, 1973;
24. The Coal Mines (Nationalisation) Amendment Act, 1993;
25. The Coal Mines (Taking Over Management) Act, 1973;
26. The Coal Mines (Special Provisions) 2nd ordinance, 2014;
27. The Coal Mines Special Provisions Rules, 2014
28. The Coal Bearing Areas, (Acquisition and Development) Act, 1957;

29. The Coal Mines Nationalisation (Provident Fund, Gratuity, Pension, Welfare fund) Rules, 1978;
30. Metalliferous Mines Regulations, 1961;
31. Mining Leases (Modification of Terms) Rules, 1956;
32. Auction by Competitive bidding of coal mines rules, 2012;
33. Coal Mines Advisory Board Rules, 1973;
34. The Environment (Protection) Act, 1986;
35. Industrial Dispute Act, 1947
36. Payment of Wages Act, 1936;
37. Trade Union Act, 1926;
38. Workmen Compensation Act, 1923;
39. Hazardous Wastes (Management Handling and Trans- Boundary Movement) Rules, 2008;
40. The Water (Prevention and Control of Pollution) Act, 1974;
41. The Air (Prevention and Control of Pollution) Act, 1981;
42. The Factories Act, 1948;
43. The Minimum Wages Act, 1948;
44. The Employees State Insurance Act, 1948;
45. The Employees Provident Fund and Miscellaneous Provisions Act, 1952;
46. Payment of Bonus Act, 1965;
47. The Payment of Gratuity Act, 1972;
48. The Contract Labour (Prohibition and Regulation) Act, 1986;
49. The Industrial Employment (Standing Orders) Act, 1946;
50. The Employees Compensation Act, 1923;
51. The Apprentices Act, 1961;
52. The Equal Remuneration Act, 1976;
53. Colliery Control Order, 2000;
54. Colliery Control Rules, 2004;
55. The Sexual Harassment of Women at work place (Prevention, Prohibition and Redressed) Act, 2013.

**Annexure 2**

To,

The Members  
CENTRAL COALFIELDS LIMITED

Our report of even date is to be read along with this letter.

1. Maintenance of Secretarial record is the responsibility of the management of the company .Our responsibility is to express an opinion on these secretarial records based on our audit.
2. We have followed the audit practices and processes as were appropriate to obtain reasonable assurance about the correctness of the contents of the Secretarial records. The verification was done on test basis to ensure that correct facts are reflected in secretarial records. We believe that the processes and practices, we followed provide a reasonable basis for our opinion.
3. We have not verified the correctness and appropriateness of financial records and books of accounts of the company.
4. Where ever required, we have obtained the Management Representation about the compliance of laws, rules, and regulations, and happening of events etc.
5. The compliance of provisions of Corporate and other applicable laws, rules, regulations, standards is responsibility of management .Our examination was limited to the verification of procedure on test basis.
6. The Secretarial Audit report is neither an assurance as to future viability of the company nor of the efficacy or effectiveness with which the management has conducted the affairs of the company.

**For PRATIBHA KHANDELWAL & ASSOCIATES**

Sd/-

**(PRATIBHA KHANDELWAL)**

*(Practicing Company Secretary)*

Proprietor

FCS N0: 7194

C P NO: 3973

Place : Jaipur

Date : 08/06/2017

**COMMENTS OF THE COMPTROLLER AND AUDITOR GENERAL OF INDIA  
UNDER SECTION 143(6) (b) OF THE COMPANIES ACT, 2013 ON  
THE FINANCIAL STATEMENTS OF CENTRAL COALFIELDS LIMITED  
FOR THE YEAR ENDED 31 MARCH 2017**

The preparation of financial statements of Central Coalfields Limited for the year ended 31 March 2017 in accordance with the financial reporting framework prescribed under the Companies Act, 2013 (Act) is the responsibility of the management of the company. The statutory auditors appointed by the Comptroller and Auditor General of India under section 139(5) of the Act is responsible for expressing opinion on the financial statements under section 143 of the Act based on independent audit in accordance with the standards on auditing prescribed under section 143(10) of the Act. This is stated to have been done by them vide their Audit Report dated 26.05.2017.

I, on behalf of the Comptroller and Auditor General of India, have conducted a supplementary audit under section 143(6)(a) of the Act of the financial statements of Central Coalfields Limited for the year ended 31 March 2017. This supplementary audit has been carried out independently without access to the working papers of the statutory auditors and is limited primarily to inquiries of the statutory auditors and company personnel and a selective examination of some of the accounting records. On the basis of my audit nothing significant has come to my knowledge which would give rise to any comment upon or supplement to statutory auditors' report.

For and on behalf of the  
Comptroller & Auditor General of India  
Sd/-

**(Reena Saha)**

Principal Director of Commercial Audit &  
Ex-officio Member, Audit Board-II Kolkata

Place : Kolkata  
Dated : 14 June, 2017

**COMMENTS OF THE COMPTROLLER AND AUDITOR GENERAL OF INDIA  
UNDER SECTION 143(6) (b) READ WITH SECTION 129(4) OF  
THE COMPANIES ACT, 2013 ON  
THE CONSOLIDATED FINANCIAL STATEMENTS OF  
CENTRAL COALFIELDS LIMITED FOR THE YEAR ENDED 31 MARCH 2017**

The preparation of consolidated financial statements of Central Coalfields Limited for the year ended 31 March 2017 in accordance with the financial reporting framework prescribed under the Companies Act, 2013 (Act) is the responsibility of the management of the company. The statutory auditor appointed by the Comptroller and Auditor General of India under section 139(5) read with section 129 (4) of the Act is responsible for expressing opinion on the financial statements under section 143 read with section 129 (4) of the Act based on independent audit in accordance with the standards on auditing prescribed under section 143(10) of the Act. This is stated to have been done by them vide their Audit Report dated 26.05.2017.

I, on behalf of the Comptroller and Auditor General of India, have conducted a supplementary audit under section 143(6)(a) read with section 129 (4) of the Act of the consolidated financial statements of Central Coalfields Limited for the year ended 31 March 2017. We conducted a supplementary audit of the financial statements of the Central Coalfields limited and Jharkhand Central Railway Limited for the year ended on that date. This supplementary audit has been carried out independently without access to the working papers of the statutory auditors and is limited primarily to inquiries of the statutory auditors and company personnel and a selective examination of some of the accounting records.

On the basis of my audit nothing significant has come to my knowledge which would give rise to any comment upon or supplement to statutory auditors' report.

For and on behalf of the  
Comptroller & Auditor General of India

Sd/-

**(Reena Saha)**

Principal Director of Commercial Audit &  
Ex-officio Member, Audit Board-II Kolkata

Place : Kolkata  
Dated : 14 June, 2017



## Annexures Forming Part Of Directors' Report

(For the Year Ended 31.3.2017)

Annexure – V

### Information as per Rule-5 Appointment & Remuneration Of Managerial Personnel Rules, 2014 Under Chapter XII

List of employees drawing ₹ 1.02 crore\* (One crore and two lakh rupees) or more  
during the year 2016-17

Sl. No.	Name	Description	Remuneration during the year (₹)	Nature of Employment Permanent / Temporary	Qualification	Experience (in Years)
	Nil	NA	NA	NA	NA	NA

Employees who are in receipt of remuneration at a rate which  
in the aggregate were not less than ₹ 8.50 lakh\* (Eight lakh and fifty thousand Rupees)  
per month for part of the year 2016-17

Sl. No.	Name	Description	Remuneration during the year (₹)	Nature of Employment Permanent / Temporary	Qualification	Experience (in Years)
	Nil	NA	NA	NA	NA	NA

**Information Under Section 134 (3m)  
of the Companies Act 2013 read with Rule-8  
of Companies (Accounts) Rules, 2014  
Under Sub Clause 3(A)**

**CONSERVATION OF ENERGY**

**(i) the steps taken or impact on conservation of energy in the year 2016-17 ;**

A. Steps taken for conservation of electrical energy power as below:--

- a. Installation of capacitor Bank at load points for reduction in Maximum Demand.
- b. By replacing multi level pumping into single stage pumping for direct discharge to surface.
- c. Replacement of conventional lights by LED Light.
- d. Replacement of old & Surveyed-off electrical machines by energy efficient electrical machines/appliances (Five star rating).

B. Its Impact:-

By adopting the above measures:-

- a. We are continuously maintaining the trend of reduction of Specific energy consumption.
- b. Power factor at receiving points of DVC supply have improved. This has enhanced the life & smooth running of Elect machines working in the field. its impact will be visible shortly.

**(ii) the steps taken by the company for utilizing alternate sources of energy;**

Action has also been taken for installation of Solar plants on roof tops as green energy to reduce day time demand. Order for 400KWp has already been placed on M/s BHEL, for installation & commissioning at the roof tops of Darbhanga house building. Further action for additions of solar plants at Gandhi Nagar Hospital, Kathara area/CCL, CRS/Barkakanna & Magadh & Amrapli have been taken.

**(iii) the capital investment on energy conservation equipments;**

Total expenditure is ₹ 82.00 Lakh. Out of which 80% has been spent for the year 2016-17 for purchasing capacitor bank for improvement of power factor & therefore conservation of energy.

**Information Under Section 134 (3m) of  
The Companies Act 2013 read with Rule-8 of  
Companies (Accounts) Rules, 2014 Under Sub Clause 3(B)**

**Form for Disclosure of Particulars with respect to Absorption**

**RESEARCH AND DEVELOPMENT (R&D)**

- |  |   |
|--|---|
| 1. Specific area in which R&D carried out by the Company | The Company does not have its own Research & Development (R&D) set up. CMPDIL, a subsidiary of Coal India Ltd. (CIL) does the R&D work centrally for all the subsidiaries of CIL. |
| 2. Benefits derived as a result of the above R&D         | NA  |
| 3. Future plan of action                                 | NA  |
| 4. Expenditure on R&D:                                   | ₹ 0.22 Crore, (As per debit advice received from CIL.)  |
| (a) Capital  |   |
| (b) Recurring  |   |
| (c) Total  |   |
| Total R&D expenditure as a percentage of total turnover  | NA  |

**TECHNOLOGY ABSORPTION, ADAPTATION AND INNOVATION**

- |   |     |
|---|-----|
| 1. Efforts, in brief, made towards technology absorption, adaptation and innovation   | Nil |
| 2. Benefits derived as a result of the above efforts, e.g. product improvement, cost reduction, product development, import substitution, etc.                  | Nil |
| 3. In case of imported technology (imported during the last 5 years reckoned from the beginning of the financial year), following information may be furnished: |     |
| (i) Technology imported   | Nil |
| (ii) Year of import   | Nil |
| (iii) Has technology been fully absorbed?   | Nil |
| If not fully absorbed, areas where this has not taken place, reasons therefore and future plans of action.  | Nil |

**Information Under Section 134 (3m) of  
The Companies Act 2013 read with Rule-8 of  
Companies (Accounts) Rules, 2014 Under Sub Clause 3(C)**

**FOREIGN EXCHANGE EARNING & OUTGO**

- (i) Activities relating to exports, initiatives taken to increase exports, development of new export markets for products, services and export plans. | Company is not engaged in export activities
- (ii) Total Foreign Exchange used and earned

(₹ in Cr.)

Sl. No.	Description	2016-17	2015-16
<b>(A)</b>	<b>Foreign Exchange used</b>		
1.	Interest	0.00	0.00
2.	Agency Commission	0.00	0.00
3.	Travelling/Training Expenses	0.23	0.09
	<b>Total</b>	<b>0.23</b>	<b>0.09</b>

**(B) Foreign Exchange Earned****No earning by the Company**

## **Additional Disclosures of CSR activities**

*[Pursuant to Section 135 of the Companies Act, 2013 read with Rule 8(1) of the Companies (Corporate Social Responsibility Policy) Rules, 2014]*

### **1. BRIEF OUTLINE OF THE CCL CSR POLICY**

With rapidly changing corporate environment & more operational freedom, Coal India has adopted CSR as a strategic tool for sustainable development. Corporate social responsibility (CSR) is a business approach that contributes to sustainable development by delivering economic, social and environmental benefits for all stakeholders. CCL is a Mini Ratna PSU, a subsidiary of Coal India Limited (CIL). The company has made a spectacular turn-around by establishing milestones in terms of Production, Productivity, Profit and People's Care i.e. 4 Ps. It is the largest mining company in Jharkhand with presence in eight of its districts. For CCL, CSR not only means investment of funds for social activities but also integration of business processes with social upliftment. A stable social environment is a pre-requisite for business investment and industrial operations which exactly fits into the vision of CCL.

Business and industry have come into existence to promote social growth and social good. They draw resources from the society and add values to generate wealth. Hence, society and business are interdependent and business must take full account of societal expectations. A stable social environment is a pre-requisite for business investment and industrial operations. So industry needs to facilitate such environment by taking care of the concerns of the society. This is what Central Coalfields Ltd (CCL) strongly believes in.

CCL becoming a Mini Ratna Company is 'the dream comes true' of its employees, their family members and the people of Jharkhand - CCL being the largest mining industry in the State. Coal mining has a direct impact on the socio economic & the environmental conditions of the operational areas. As such, it becomes the responsibility of CCL to contribute towards the socio-economic development of the people living in its command zone. With this view, the focus of Corporate Social Responsibility is to ensure inclusive growth of the community in the command area of CCL through different CSR measures making mining socially sustainable.

In this backdrop, the responsibility of CCL as a corporate entity addressing socio-economic and environmental concerns of the community becomes quite focused and is reflected in its Vision Mission Objective (VMO).

### **CCL : Vision, mission & Core Values**

#### **Vision**

To emerge as a National player in the Primary Energy Sector, committed to provide energy security to the Country, by attaining environmentally and Socially Sustainable Growth, through best practices from Mine to Market.

## **Mission**

The Mission of Central Coalfields Limited (CCL) is to produce and market the planned quantity of Coal and Coal products efficiently and economically in Eco-Friendly manner, with due regard to Safety, Conservation and Quality.

## **Objectives**

- To optimize generation of internal resources by improving productivity of resources, prevent wastage and to mobilize adequate external resources to meet investment need.
- To maintain high standards of Safety and strive for an accident free mining of Coal.
- To lay emphasis on afforestation, protection of Environment and control of Pollution.
- To undertake detailed exploration and plan for new Projects to meet the future Coal demand.
- To modernize existing Mines.
- To Develop technical know-how and organizational capability of Coal mining as well as Coal beneficiation and undertake, wherever necessary, applied research and development work related to Scientific exploration for greater extraction of Coal.
- To improve the quality of life of employees and to discharge the corporate obligations to Society at large and the community around the Coalfields in particular.
- To provide adequate number of skilled manpower to run the operations and impart technical and managerial training for up gradation of skill.
- To improve consumer satisfaction.
- To enhance the CSR activities specifically in the field of Health, Sanitation and Drinking Water in the Surrounding villages

## **Core Value statement: (4Cs)**

- Customer Care
- Concern for Environment & Safety
- Care for employees
- Cost consciousness

## **Reference to the weblink of the CSR Policy**

CIL's CSR Policy as per New Companies Act, 2013

[https://www.coalindia.in/DesktopModules/DocumentList/documents/CIL\\_CSR\\_Policy\\_New\\_Companies\\_Act\\_2013\\_05022016.pdf](https://www.coalindia.in/DesktopModules/DocumentList/documents/CIL_CSR_Policy_New_Companies_Act_2013_05022016.pdf)

**2. THE COMPOSITION OF THE CSR COMMITTEE**

**Non Official Part-Time Directors:** (a) Mr. Bharat Bhushan Goyal, Ex. Addl. Chief Advisor (Cost) D/O Expenditure, (b) Mr. Ashok Gupta, CA

**Part-Time Directors:** Director (Personnel), CIL.

**Directors:** (a) Mr. R. S. Mahapatro, Director (Personnel), CCL, (b) Mr. Awadh Kishor Mishra, Director (Project & Planning), CCL

**3. AVERAGE NET PROFIT OF THE COMPANY FOR LAST THREE FINANCIAL YEARS**

<b>Financial Year</b>	<b>Profit before tax (In ₹Crores)</b>
2013-14	2525.87
2014-15	2740.34
2015-16	3118.74
Average net profit	2794.98

**4. PRESCRIBED CSR EXPENDITURE FOR THE YEAR 2016-17**

(2% Of Avg. Net Profit For Last Three Financial Years) = ₹55.90 Crores (as per calculation)

**5. DETAILS OF CSR EXPENDITURE SPENT DURING THE FINANCIAL YEAR 2016-17**

(a) Total amount to be spent for the financial year 2016-17 : ₹ 55.90 Cr.

(b) Amount Unspent : ₹ 25.61 Cr.

(c) Reasons for not spending two percent of the average net profit of the last three financial years or any part thereof

The major reason for the unspent CSR fund is that many projects are of ongoing nature and expenditure is likely to be booked by 2017-18, thus Utilization Certificate of such activities have not been received in the year 2016-17. This is the major reason in addition to other reasons like, delay in tendering process, delay in submission of Utilization Certificate, land problems and other related issues.

## Manner in which amount spent during the year 2016-17

1	2	3	4	5	6	7	8
Sl. No.	CSR Project or Activity identified	Sector in which the Project is covered	Projects or programs 1. Local Area or Other 2. State/District where Projects or Programs was undertaken	Amount outlay (budget) project or program wise (in ₹ lakhs)	Amount spent on projects or programs Sub-heads: (1) Direct expenditure on projects or programs. (2) Overheads (in ₹ Lakhs)	Cumulative expenditure up to the reporting period (in ₹ Lakhs)	Amount spent: Direct or through implementing agency
(1)	Construction/renovation of Community Halls, Culverts, Sheds/Ghats, Roads, Boundary Walls & other misc. jobs (marriage halls, sheds, ghats etc.)	Infrastructure	In the villages coming within 25 KM radius of command areas ( Argada, Barka Sayal, B&K, Dhori, Hazaribagh, Rajrappa, Rajhara, Kuju, Kathara, Piparwar, NK, Magadh –Amrapali, Barkakana, Nai-Sarai, in the districts of Ranchi, Chatra, Hazaribagh, Bokaro, Giridih, Palamu, Latehar, Ramgarh) of Jharkahnd	₹ 5590 lakhs for CSR activities including all sectors from Sl. No. 1 to 10	102.81	Rs. 36970.50 lakhs from 2007-08 onwards till 2016-17.	Directly through CSR Department, HQ and Areas namely Argada, Barka Sayal, B&K, Dhori, Hazaribagh, Rajrappa, Rajhara, Kuju, Kathara, Piparwar, NK, Magadh –Amrapali, Barkakana, Nai-Sarai, in the districts of Ranchi, Chatra, Hazaribagh, Bokaro, Giridih, Palamu, Latehar, Ramgarh) of Jharkahnd
(2)	Providing school related items like school bags, chairs, desks, smart classes etc, infrastructural development at rural schools/ college, hostel for drop out students, CCL ke Lal, CCL ki Laadli etc.	Education	-do-	-do-	143.71		-do-, Ramkrishna Mission
(3)	Installation of hand pumps, deep boring, wells and other misc. jobs (pipe fitting, tanker, layering of pipelines, water supply, etc)	Drinking Water	-do-	-do-	189.77		-do-, DC Ramgarh
4.	Organizing various health camps, Jan Arogya Kendra, Rehabilitation Centre, Leprosy Colony etc.	Health	-do-	-do-	59.22		-do-
5.	Construction/renovation of Community Toilets/ Drains	Sanitation	-do-	-do-	127.83		-do-
6.	Construction/ Renovation of Ponds, Check Dams, installation of solar lights & other misc. jobs (plantation, eco-parks, rain water harvesting, fencing around plants, etc.)	Environment	-do-	-do-	93.44		-do-
7.	Organizing Vocational Training programs for poor and unemployed rural people (Tailoring, Motor Driving, Computer Training, Farmer's Training, etc.), social empowerment of Physically disabled, old, women and other disadvantaged sections of the society	Skill Development/ Social Empowerment	-do-	-do-	61.30		-do-



8.	Sports Academy (training and other related expenditures), organizing village football and other sport tournaments, development of playgrounds, stadiums & other misc. jobs (distribution of sport items, etc.), promotion of culture, etc.	Sports & Culture	-do-	-do-	1624.15	-do-, JSSPS.
9.	Other developmental jobs like adoption of villages, urban slum development, awards and nominations, etc	Others	-do-	-do-	33.23	-do-
10.	Construction/Renovation of 11850 toilets across 4 states	Swachh Vidyalaya Abhiyan	22 Districts of Uttar Pradesh, Jharkhand, Odisha and Chhattisgarh	-	593.72	NBCC Ltd.
<b>TOTAL</b>					<b>3029.18**</b>	<b>36970.50</b>

\* Expenditure is based on available records with Finance Department.

\*\* The expenditure of CSR as per the audited accounts of 2016-17 is of ₹ 3029.18 Cr.

6. Every CSR proposal is sent to our consulting agency Tata Institute of Social Science, Mumbai (the National CSR Hub) for their review, recommendation and vetting of the proposals. After getting approval from TISS, the proposals are placed before the Below Board Level SD & CSR Committee comprising the following:

- (a) General Manager (SD & CSR), CCL, Ranchi
- (b) General Manager (Civil), CCL, Ranchi
- (c) General Manager (Finance), CCL, Ranchi
- (d) General Manager (L & R), CCL, Ranchi
- (e) CMS, CCL, Ranchi
- (f) HOD/Deputy General Manager (Forest), CCL, Ranchi

After the approval from above committee members, the same proposals are placed before:

- (a) Director (Personnel), CCL, Ranchi (for proposals upto ₹10 lakhs)
- (b) CMD, CCL, Ranchi (for proposals above Rs. 10 lakhs to ₹. 25 lakhs)
- (c) Board Level SD & CSR Committee (for proposals above ₹ 25 lakhs)

Sd/-  
**(Gopal Singh)**  
Chairman-cum-Managing Director  
DIN : 02698059

Sd/-  
**(Bharat Bhushan Goyal)**  
Chairman CSR Committee  
DIN : 07254856

[Person specified under  
clause(d) of sub section (1)  
of section 380 of the Act]

## **Form No. AOC – 2**

*(Pursuant to clause (h) of sub-section (3) of section 134 of the Act and Rule 8(2) of the Companies (Accounts) Rules, 2014)*

**Form for disclosure of particulars of contracts/arrangements entered into by the company with related parties referred to in sub-section (1) of section 188 of the Companies Act, 2013 including certain arms length transactions under third proviso thereto.**

Information furnished by Dy. Manager (Fin)/Tax, regarding the disclosure under section 188(1) of the companies Act, 2013 is as under:

All the transactions entered by CCL during the financial year 2016-17 with related parties were on arm's length basis as per debit advice received from CIL and other Subsidiaries. However, the same is subject to Audit u/s 92E of the Income Tax Act, 1961.

## Report on the Performance and Financial position of each of the Subsidiaries, Associates & Joint Venture Companies for FY 2016-17

*[Pursuant to Section 134(3)(g) of the Companies Act, 2013 read with Rule 8(1) of the Companies (Accounts) Rules, 2014]*

Jharkhand Central Railway Limited is a Joint Venture Company between Central Coalfields Limited, M/s IRCON International Limited and Govt. of Jharkhand. The company was formed under companies Act 2013.

Name of Promoter entitles	Share Holding Pattern
Central Coalfields Limited	64%
M/s IRCON International Limited	26%
Govt. of Jharkhand	10%

The authorized share capital of the companies each ₹100 Crores.

The performance and financial position of JCRL is as under : –

1. Jharkhand Central Railway Limited was incorporated on 31.08.2015. In the F.Y 2016-17, the following rail infrastructure project has been taken up by JCRL through its implementing agency M/s IRCON International Limited: –
  - a. Shivpur – Kathotia new BG Rail line – for Revised DPR & Bankability report.

The Project Implementation Agreement between JCRL and IRCON International Limited as project management & implementing agency was finalized and signed on 28th March 2016.

The Detailed Project Report has been deliberated in the JCRL Board meetings. IRCON has been directed for submission of modified DPR with various possible options considering the technical requirements and financial viability of the project. The investment decision shall be taken by the JCRL Board after submission of final DPR by M/s IRCON with various options.

## 2. Financial Position :

During the year 2016-17, the Authorised Capital of the company increased from ₹ 5.0 Crores to Rs. 100.0 Crores.

Name of Company	Share Holding Pattern as on 31.03.2016 as per MOU
Central Coalfields Limited	64%
M/s Ircan International Limited	26%
Govt. of Jharkhand	10%

Promoter's share capital money has been received by Jharkhand Central Railway Limited.

## 3. Summarized Balance Sheet :

Particulars	INR	INR
<b>Total Equity and Liabilities</b>		
Capital	33,30,50,000.00	0.00
Reserves & Surplus	(63,87,036.00)	(5,84,053.00)
<b>Sub Total</b>	32,66,62,964.00	(5,84,053.00)
Long Term Borrowings	0.00	0.00
Total Current Liabilities	59,294.00	5,84,053.00
Total Non-Current Liabilities	175,57,82,356.00	0.00
<b>Total</b>	<b>208,25,04,614.00</b>	<b>0.00</b>

<b>Assets</b>		
Tangible Assets (less Depreciation)	0.00	0.00
Capital WIP	175,57,82,356.00	0.00
Long Term Loans & Advances	5,00,00,000.00	0.00
Cash and Bank Balance	27,63,48,893.00	0.00
Short term loans and advances	0.00	0.00
Current Tax Assets (Net)	3,73,365.00	0.00
<b>Total</b>	<b>208,25,04,614.00</b>	<b>0.00</b>

## 4. During the year ended 31.03.2017, the Capital Structure stands as under:

Issued, Subscribed & Paid up Share Capital			
Shareholders	No. of Shares	Rate	Amount in ₹
CCL	32,00,000	Rs. 10/- each	3,20,00,000/-
IRCON	13,00,000	Rs. 10/- each	1,30,00,000/-
Govt. of Jharkhand	5,000	Rs. 10/- each	50,000/-
Total Paid up Equity Share Capital			<b>4,50,50,000/-</b>
Share Application Money, pending allotment from CCL			<b>28,80,00,000/-</b>
Total Capital as on 31.03.2017			<b>33,30,50,000/-</b>

## 5. During the year ended 31.03.2017, JCRL has incurred Net Loss amounting to ₹ 58,02,983.00/- against Net Loss of ₹ 5,84,053/- (Re-stated) incurred in the year ended 31.03.2016.

**Form No.MGT – 9****EXTRACT OF ANNUAL RETURN**

As on financial year ended on 31.03.2017

*[Pursuant to section 92(3) of the Companies Act, 2013 and rule 12(1) of the Companies (Management and Administration) Rules, 2014]***I. REGISTRATION AND OTHER DETAILS**

i.	<b>CIN</b>	U10200JH1956GOI000581
ii.	Registration Date	01st November 1975
iii.	Name of the Company	Central Coalfields Limited
iv.	Category of the Company	Private Company
v.	Sub-Category of the Company	Government Company Company Limited by Shares Company having Share Capital
vi.	Address of the Registered office and contact details	Darbhanga House, Kutchery Road Ranchi 834029 (Jharkhand)
vii.	Whether listed company	No
viii.	Name, Address and Contact details of Registrar and Transfer Agent, if any	Not Applicable

**II. PRINCIPAL BUSINESS ACTIVITIES OF THE COMPANY**

All the business activities contributing 10% or more of the total turnover of the company shall be stated

Sr. No.	Name and Description of main products/ services	NIC Code of the Product/ service	% to total turnover of the company
1	Coal Mining	051-05101 and 051-05102	100%

**III. PARTICULARS OF HOLDING, SUBSIDIARY AND ASSOCIATE COMPANIES**

Sr. No.	Name And Address Of The Company	CIN/GLN	Holding/ Subsidiary/ Associate	% of shares held	Applicable Section
1.	Coal India Limited, Coal Bhawan Premise No-04 MAR, Plot No-AF-III, Action Area-1A, Newtown,Rajarhat,Kolkata-700156 Email Id.:- mviswanathan2@coalindia.in	L23109WB1973GOI028844	Holding	100	Section 2(46) of Companies Act' 2013
2.	Jharkhand Central Railway Limited, Darbhanga House, Ranchi. Jharkhand	U45201JH2015GOI003139	Subsidiary	64.00	Section 2(87) of Companies Act' 2013

**IV. SHARE HOLDING PATTERN (Equity Share Capital Breakup as percentage of Total Equity)****i. Category-wise Share Holding**

Category of Shareholders	No. of Shares held at the beginning of the year				No. of Shares held at the end of the year				% Change during The year
	Demat	Physical	Total	% of Total Shares	Demat	Physical	Total	% of Total Shares	
<b>A. Promoter</b>									
1. Indian									
(a) Individual/ HUF	-	3	3	0.0001%	-	3	3	0.000%	NIL
(b) CentralGovt	-	-	-	-	-	-	-	-	-
(c) State Govt(s)	-	-	-	-	-	-	-	-	-
(d) Bodies Corp	-	93,99,997	93,99,997	99.9999%	-	93,99,997	93,99,997	99.9999%	NIL
(e) Banks / FI	-	-	-	-	-	-	-	-	-
(f) Any Other	-	-	-	-	-	-	-	-	-
Sub-total(A)(1)	-	94,00,000	94,00,000	100%	-	94,00,000	94,00,000	100%	NIL
2. Foreign									
(g) NRIs-Individuals	-	-	-	-	-	-	-	-	-
(h) Other-Individuals	-	-	-	-	-	-	-	-	-
(i) Bodies Corp.	-	-	-	-	-	-	-	-	-
(j) Banks / FI	-	-	-	-	-	-	-	-	-
(k) Any Other....	-	-	-	-	-	-	-	-	-
Sub-total(A)(2)	-	-	-	-	-	-	-	-	-
<b>B. Public Shareholding</b>									
1. Institutions									
(a) Mutual Funds	-	-	-	-	-	-	-	-	-
(b) Banks / FI	-	-	-	-	-	-	-	-	-
(c) Central Govt	-	-	-	-	-	-	-	-	-
(d) State Govt(s)	-	-	-	-	-	-	-	-	-
(e) Venture Capital Funds	-	-	-	-	-	-	-	-	-
(f) Insurance Companies	-	-	-	-	-	-	-	-	-
(g) FIs	-	-	-	-	-	-	-	-	-
(h) Foreign Venture Capital Funds	-	-	-	-	-	-	-	-	-
(i) Others (specify)	-	-	-	-	-	-	-	-	-
Sub-total(B)(1)	-	-	-	-	-	-	-	-	-

Category of Shareholders	No. of Shares held at the beginning of the year				No. of Shares held at the end of the year				% Change during The year
	Demat	Physical	Total	% of Total Shares	Demat	Physical	Total	% of Total Shares	
1. Non Institutions	-	-	-	-	-	-	-	-	-
(a) Bodies (i) Indian (ii) Overseas	-	-	-	-	-	-	-	-	-
(a) Individuals (i) Individual share holding nominal share capital upto Rs. 1 lakh (ii) Individual share holding nominal share capital in excess of Rs. 1 lakh	-	-	-	-	-	-	-	-	-
(c) Others(Specify)	-	-	-	-	-	-	-	-	-
Sub-total(B)(2)	-	-	-	-	-	-	-	-	-
Total Public Shareholding (B)=(B)(1)+ (B)(2)	-	-	-	-	-	-	-	-	-
C. Shares held by Custodian for GDRs & ADRs	-	-	-	-	-	-	-	-	-
Grand Total (A+B+C)	-	94,00,000	94,00,000	100%	-	94,00,000	94,00,000	100%	NIL

## ii. Shareholding of Promoters

Sr. No	Shareholder's Name	Shareholding at the beginning of the year			Shareholding at the end of the year			% change in share holding during the year
		No. of Shares	% of total Shares of the company	% of Shares Pledged / encumbered to total shares	No. of Shares	% of total Shares of the company	% of Shares Pledged / encumbered to total shares	
1.	Coal India Limited	93,99,997	99.9999%	NIL	93,99,997	99.9999%	NIL	NIL
2.	Shri Sutirtha Bhattacharya:	1	0.00033%	NIL	1	0.00033%	NIL	NIL
3.	Shri Gopal Singh,	1	0.00033%	NIL	1	0.00033%	NIL	NIL
4.	Chairman-cum-Managing Director, CCL	1	0.00033%	NIL	1	0.00033%	NIL	NIL
	<b>Total</b>	<b>93,99,997</b>	<b>99.9999%</b>	<b>NIL</b>	<b>93,99,997</b>	<b>99.9999%</b>	<b>NIL</b>	<b>NIL</b>

## iii. Change in Promoters' Shareholding (please specify, if there is no change)

Sr. No.		Shareholding at the beginning of the year		Cumulative Shareholding during the year	
		No. of shares	% of total shares of the company	No. of shares	% of total shares of the company
	At the beginning of the year	93,99,997	99.9999%	93,99,997	99.9999%
	Date wise Increase / Decrease in Promoters Share holding during the year specifying the reasons for increase/decrease (e.g. allotment / transfer / bonus/ sweat equity etc)	NO CHANGE			
	At the End of the year	93,99,997	99.9999%	93,99,997	99.9999%

**iv. Shareholding Pattern of top ten Shareholders: (Other than Directors, Promoters and Holders of GDRs and ADRs)**

S. No.	For Each of the Top 10 Shareholders	Shareholding at the beginning of the year [as on 01-04-2016]		Shareholding at the end of the Year [as on 31-03-2017]	
		No. of shares	% of total shares of the company	No. of shares	% of total shares of the company
1.	<b>Shri Sutirtha Bhattacharya: Chairman-Coal India Limited</b>				
	At the beginning of the year	1	0.00033%	1	0.00033%
	Date wise Increase / Decrease in Promoters Shareholding during the year specifying the reasons for increase /decrease (e.g. allotment / transfer / bonus/ sweat equity etc.):	-			
	At the end of the year	1	0.00033%	1	0.00033%

**v. Shareholding of Directors and Key Managerial Personnel**

S. No.	Shareholding of each Directors and each Key Managerial Personnel	Shareholding at the beginning of the year [as on 01-04-2016]		Cumulative Shareholding during the Year [2016-2017]	
		No. of shares	% of total shares of the company	No. of shares	% of total shares of the company
1.	<b>Shri Gopal Singh, Chairman-cum-Managing Director</b>				
	At the beginning of the year	1	0.00033%	1	0.00033%
	Date wise Increase / Decrease in Promoters Shareholding during the year specifying the reasons for increase /decrease (e.g. allotment / transfer / bonus/ sweat equity etc.):	-			
	At the end of the year	1	0.00033%	1	0.00033%
2.	<b>Shri R. Mohandas: (Terminated from services of CIL on 30.03.2017) Director (P&amp;IR) Coal India Limited</b>				
	At the beginning of the year	1	0.00033%	1	0.00033%
	Date wise Increase / Decrease in Promoters Shareholding during the year specifying the reasons for increase /decrease (e.g. allotment / transfer / bonus/ sweat equity etc.):	-			
	At the end of the year	1	0.00033%	1	0.00033%
3.	<b>Shri D.K Ghosh: Director (Finance) Central Coalfields Limited</b>				
	At the beginning of the year	NIL	NIL	NIL	NIL
	Date wise Increase / Decrease in Promoters Shareholding during the year specifying the reasons for increase /decrease (e.g. allotment / transfer / bonus/ sweat equity etc.):	-			
	At the end of the year	NIL	NIL	NIL	NIL
4.	<b>Shri Subir Chandra Director (Technical/Oprn.) Central Coalfields Limited</b>				
	At the beginning of the year	NIL	NIL	NIL	NIL
	Date wise Increase / Decrease in Promoters Shareholding during the year specifying the reasons for increase /decrease (e.g. allotment / transfer / bonus/ sweat equity etc.):	-			
	At the end of the year	NIL	NIL	NIL	NIL
5.	<b>Shri A.K. Mishra (Joined on 01.10.2016) Director (Technical/P&amp;P) Central Coalfields Limited</b>				
	At the beginning of the year	NIL	NIL	NIL	NIL
	Date wise Increase / Decrease in Promoters Shareholding during the year specifying the reasons for increase /decrease (e.g. allotment / transfer / bonus/ sweat equity etc.):	-			
	At the end of the year	NIL	NIL	NIL	NIL



S. No.	Shareholding of each Directors and each Key Managerial Personnel	Shareholding at the beginning of the year [as on 01-04-2015]		Cumulative Shareholding during the Year [2015-2016]	
		No. of shares	% of total shares of the company	No. of shares	% of total shares of the company
6.	<b>Shri R.S. Mahapatro, Director (Personnel) Central Coalfields Limited</b>				
	At the beginning of the year	NIL	NIL	NIL	NIL
	Date wise Increase / Decrease in Promoters Shareholding during the year specifying the reasons for increase /decrease (e.g. allotment / transfer / bonus/ sweat equity etc.):	-			
	At the end of the year	NIL	NIL	NIL	NIL
7.	<b>Shri P.K. Tiwari (Superannuated on 30.09.2016) Director (Technical/Oprn.) Central Coalfields Limited</b>				
	At the beginning of the year	NIL	NIL	NIL	NIL
	Date wise Increase / Decrease in Promoters Shareholding during the year specifying the reasons for increase /decrease (e.g. allotment / transfer / bonus/ sweat equity etc.):	-			
	At the end of the year	NIL	NIL	NIL	NIL
8.	<b>Shri C.V.N. Gangaram (Superannuated on 31.01.2017) Company Secretary</b>				
	At the beginning of the year	NIL	NIL	NIL	NIL
	Date wise Increase / Decrease in Promoters Shareholding during the year specifying the reasons for increase /decrease (e.g. allotment / transfer / bonus/ sweat equity etc.):	-			
	At the end of the year	NIL	NIL	NIL	NIL

## I. INDEBTEDNESS

Indebtedness of the Company including interest outstanding/accrued but not due for payment

	Secured Loans excluding deposits	Unsecured Loans	Deposits	Total Indebtedness
Indebtedness at the beginning of the financial year	NIL	NIL	NIL	NIL
(i) Principal Amount				
(ii) Interest due but not paid				
(iii) Interest accrued but not				
Total(i+ii+iii)	NIL	NIL	NIL	NIL
Change in Indebtedness during the financial year	NIL	NIL	NIL	NIL
– Addition				
– Reduction				
Net Change	NIL	NIL	NIL	NIL
Indebtedness at the end of the financial year	NIL	NIL	NIL	NIL
(i) Principal Amount				
(ii) Interest due but not paid				
(iii) Interest accrued but not due				
Total (i+ii+iii)	NIL	NIL	NIL	NIL

**vi. Remuneration Of Directors And Key Managerial Personnel****A. Remuneration to Managing Director, Whole-Time Directors and/or Manager:**

S. N.	Particulars of Remuneration	Name of MD/WTD/ Manager						Total Amount (₹)
		Shri Gopal Singh CMD	Shri Subir Chandra (T/O)	Shri R.S. Mahapatro Director (P)	Shri D.K. Ghosh Director (F)	Shri P. K. Tiwari Director (T/O) Superannuated on 30.09.2016	Shri A. K. Mishra Director (T/P&P) Assumed charge on 01.10.2016	
1.	Gross salary	8740546.87	5102079.95	4473072.96	4697781.78	5900386.82	2967268.87	31881137.25
	(a) Salary as per provisions contained in section 17(1) of the Income-tax Act, 1961	7841187.96	4437857.46	3875051.10	4086141.81	2821365.91	2379524.96	25441129.20
	(b) Value of perquisites u/s 17(2) Income-tax Act, 1961	600981.16	373244.31	326746.86	337178.65	110218.91	270949.16	2019319.05
	(c) Profits in lieu of salary under section 17(3) Income- tax Act, 1961	0.00	0.00	0.00	0.00	0.00		0.00
2.	Stock Option	0.00	0.00	0.00	0.00	0.00		0.00
3.	Sweat Equity	0.00	0.00	0.00	0.00	0.00		0.00
4.	Commission – as % of profit – others, specify	0.00	0.00	0.00	0.00	0.00		0.00
5.	Others, please specify	0.00	0.00	0.00	0.00	0.00		0.00
<b>Total (A)</b>		<b>8740546.87</b>	<b>5102079.95</b>	<b>4473072.96</b>	<b>4697781.78</b>	<b>5900386.82</b>	<b>2967268.87</b>	<b>31881137.25</b>

**B. Remuneration to Other Directors:**

SN.	Particulars of Remuneration	Name of Directors		Total Amount (₹)
		Shri Bharat Bhushan Goyal (date of appointment 14.11.2015)	Shri Ashok Gupta (date of appointment 14.11.2015)	
1.	<b>Independent Directors:</b>			
	Fee for attending board committee meetings	1175000.00	1195000.00	2370000.00
	Commission	0.00	0.00	0.00
	Others, please specify	0.00	0.00	0.00
	<b>Total (1)</b>	<b>1175000.00</b>	<b>1195000.00</b>	<b>2370000.00</b>
2.	<b>Other Non-Executive Directors:</b>	Shri R.P. Gupta		
	Fee for attending board committee meetings	NIL		NIL
	Commission	NIL		NIL
	Others, please specify	NIL		NIL
	<b>Total (2)</b>	<b>NIL</b>		<b>NIL</b>
<b>Total (B)=(1+2)</b>		<b>1175000.00</b>	<b>1195000.00</b>	<b>2370000.00</b>

## C. Remuneration to Key Managerial Personnel Other than MD/Manager/WTD:

S. No.	Particulars of Remuneration	Key Managerial Personnel			Total Amount (₹)
		(Gopal Singh) CEO	(D.K Ghosh) CFO	(C V N Gangaram) CS Superannuated on 31.01.2017	
1.	Gross salary	8740546.87	4697781.78	6263875.33	19702203.98
	(a) Salary as per provisions contained in section 17(1) of the Income-tax Act, 1961	7841187.96	4086141.81	2991802.68	14919132.45
	(b) Value of perquisites u/s 17(2) Income-tax Act, 1961	600981.16	337178.65	212637.20	1150797.01
	(c) Profits in lieu of salary under section 17(3) Income-tax Act, 1961	0.00	0.00	0.00	0.00
2.	Stock Option	0.00	0.00	0.00	0.00
3.	Sweat Equity	0.00	0.00	0.00	0.00
4.	Commission	0.00	0.00	0.00	0.00
	- as % of profit	0.00	0.00	0.00	0.00
	Others, specify...	0.00	0.00	0.00	0.00
5.	Others, please specify	0.00	0.00	0.00	0.00
<b>Total</b>		<b>8740546.87</b>	<b>4697781.78</b>	<b>6263875.33</b>	<b>19702203.98</b>

## vii. Penalties / Punishment/ Compounding Of Offences

Type	Section of the Companies Act	Brief Description	Details of Penalty / Punishment/ Compounding fees imposed	Authority [RD / NCLT/ COURT]	Appeal made, if any (give Details)
<b>A. COMPANY</b>					
Penalty			None		
Punishment					
Compounding					
<b>B. DIRECTORS</b>					
Penalty			None		
Punishment					
Compounding					
<b>C. OTHER OFFICERS IN DEFAULT</b>					
Penalty			None		
Punishment					
Compounding					

## **Declaration of Independent Directors under Sub-section (6) of Section 149**

**(Pursuant to Section 134(3)(d) of Companies Act, 2013)**

To,  
The Board of Directors  
Central Coalfields Limited  
Darbhanga House  
Ranchi.

### **SUB : DECLARATION UNDER SUB-SECTION (6) OF SECTION 149**

I, Ashok Gupta, hereby certify that I am a Non-Official Part Time Director of Central Coalfields Limited and comply with all the criteria of independent director envisaged in Clause 49 of the Listing Agreement and applicable provisions of Companies Act, 2013 as & when it may be notified. I hereby certify that:

- a) I am not a promoter of the company or its holding, subsidiary or associate company;
- b) I am not related to promoters or directors in the company, its holding, subsidiary or associate company;
- c) I have/had no pecuniary relationship with the company, its holding, subsidiary or associate company, or their promoters, or directors, during the two immediately preceding financial years or during the current financial year;
- d) None of my relatives has or had pecuniary relationship or transaction with the company, its holding, subsidiary or associate company, or their promoters, or directors, amounting to 2% or more of its gross turnover or total income or Rs. 50 Lacs or such higher amount as may be prescribed, whichever is lower, during the two immediately preceding financial years or during the current financial year;
- e) Neither Me nor any of my relatives—
  - I. holds or has held the position of a key managerial personnel or is or has been employee of the company or its holding, subsidiary or associate company in any of the three financial years immediately preceding the financial year
  - II. is or has been an employee or proprietor or a partner, in any of the three financial years immediately preceding the financial year of-
    - A. a firm of auditors or company secretaries in practice or cost auditors of the company or its holding, subsidiary or associate company; or
    - B. any legal or a consulting firm that has or had any transaction with the company, its holding, subsidiary or associate company amounting to 10% or more of the gross turnover of such firm;

- III. holds together with his relatives 2% or more of the total voting power of the company; or
  - IV. is a Chief Executive or director, by whatever name called, of any nonprofit organisation that receives 25% or more of its receipts from the company, any of its promoters, directors or its holding, subsidiary or associate company or that holds 2% or more of the total voting power of the company; or
- f) Possesses such other qualifications as may be prescribed under Rule 5 of the Companies (Appointment and Qualification of Directors), 2014.

Thanking you,

Yours faithfully,

Sd/-

**(Ashok Gupta)**

*Director*

DIN : 03266416

Date : 25th April 2017

Place : New Delhi

To,  
The Board of Directors  
Central Coalfields Limited  
Darbhanga House  
Ranchi.

**SUB : DECLARATION UNDER SUB-SECTION (6) OF SECTION 149**

---

I, Bharat Bhushan Goyal, hereby certify that I am a Non-Official Part Time Director of Central Coalfields Limited and comply with all the criteria of independent director envisaged in Clause 49 of the Listing Agreement and applicable provisions of Companies Act, 2013 as & when it may be notified. I hereby certify that:

- a) I am not a promoter of the company or its holding, subsidiary or associate company;
- b) I am not related to promoters or directors in the company, its holding, subsidiary or associate company
- c) I have/had no pecuniary relationship with the company, its holding, subsidiary or associate company, or their promoters, or directors, during the two immediately preceding financial years or during the current financial year;
- d) none of my relatives has or had pecuniary relationship or transaction with the company, its holding, subsidiary or associate company, or their promoters, or directors, amounting to 2% or more of its gross turnover or total income or Rs. 50 Lacs or such higher amount as may be prescribed, whichever is lower, during the two immediately preceding financial years or during the current financial year;
- e) Neither Me nor any of my relatives—
  - I. holds or has held the position of a key managerial personnel or is or has been employee of the company or its holding, subsidiary or associate company in any of the three financial years immediately preceding the financial year
  - II. is or has been an employee or proprietor or a partner, in any of the three financial years immediately preceding the financial year of-
    - A. a firm of auditors or company secretaries in practice or cost auditors of the company or its holding, subsidiary or associate company; or
    - B. any legal or a consulting firm that has or had any transaction with the company, its holding, subsidiary or associate company amounting to 10% or more of the gross turnover of such firm;
  - III. holds together with his relatives 2% or more of the total voting power of the company; or
  - IV. is a Chief Executive or director, by whatever name called, of any nonprofit organisation that receives 25% or more of its receipts from the company, any of its promoters, directors or its holding, subsidiary or associate company or that holds 2% or more of the total voting power of the company; or
- f) Possesses such other qualifications as may be prescribed under Rule 5 of the Companies (Appointment and Qualification of Directors), 2014.

Thanking you,  
Yours faithfully,  
Sd/-

**(Bharat Bhushan Goyal)**

*Director*

DIN : 07254856

Date : May 08, 2017  
Place : New Delhi

## Management Discussion & Analysis Report

### A. INDUSTRY STRUCTURE AND DEVELOPMENT

#### Coal- Primary source of Energy

Coal is one of the prime fuels in India. It constitutes about 70% of the total generation and will continue to be crucial to the Country's future power needs. India ranks 3rd amongst the coal producing countries in the World. China is the largest producer of Coal with 3747.5 Million Tonnes (46.7% of the total worldwide production in 2014), followed by United States 916.2 MT (11.4% of the Worldwide production in 2014.)

Coal being the most abundant fossil fuel in India till date, it continues as one of the most important sources for meeting the domestic energy needs and will continue to be the mainstay of its future energy supply. It provides most vital input for accelerating the growth of Indian economy. 55% of India's total Energy needs is met by Coal.

#### Geological Coal Reserve In CCL Command Area as on 01.04.2016

*(in Billion Tonnes)*

Type of coal	Proved	Indicated	Inferred	Total
Coking	8.026	9.678	1.956	19.660
Non-coking	14.093	7.075	3.165	24.333
<b>Total</b>	<b>22.119</b>	<b>16.753</b>	<b>5.121</b>	<b>43.993</b>

Out of 308.80 Billion Tonnes of geological resources of coal estimated in India, CCL Command Area has 43.993 BT as on 01.04.2016, which is 14.25% of total Reserve in India.

#### Coal Demand

Coal Demand of CCL in 2017-18 is indicated below. It includes the expected commissioning of power houses during 2017-18 covered under presidential Directives.

Sector wise break-up are as under:

*(Million Tonne)*

<b>Sector</b>	<b>2017-18</b>
Steel (Coking)	2.7
Power (U)	66.07
Power (Captive)	2.94
Cement	0.0
Steel DRI	1.31
Others	2.41
Total Non Coking	72.73
<b>Total</b>	<b>75.43</b>

**Coal despatch**

Sector-Wise coal despatch of CCL during 2016-17 is 60.575 MT:

*(Fig in MT)*

<b>Sector</b>	<b>2013-14 Actual</b>	<b>2014-15 Actual</b>	<b>2015-16 Actual</b>	<b>2016-17 Actual</b>	<b>2017-18 Target</b>
Power	38.770	39.692	43.010	45.55	45.00
Steel	2.755	3.478	2.793	2.639	3.590
Fertilizers	0.277	0.234	0.239	0.221	0.25
Others*	10.487	12.360	13.855	12.165	21.66
Total	52.289	55.764	59.897	60.575	70.50

\* Others include e-auction, erstwhile Non Core Consumers, Sponge Iron and State Agencies.

**Coal Availability**

The actual coal production for 2016-17, Budgeted production for 2017-18 as per Draft AAP and production projection for 2018-19 and 2019-20 as per 1BT target from existing mines, completed projects, on-going projects and Future/New Projects in CCL is given below:



(Fig in MT)

Group	2013-14 Actual	2014-15 Actual	2015-16 Actual	2016-17 Actual	2017-18 Budgeted Estimate	2018-19 Proj.	2019-20 Proj.
Existing Mines	5.24	5.17	0.451	0.662	0.225	1.870	2.470
Completed Projects	12.61	14.58	27.56	42.630	33.055	37.025	40.665
On-going & New Projects	32.17	35.90	33.32	23.755	37.220	45.080	59.960
Future/New	–	–	–	–	–	18.025	30.405
<b>Total</b>	<b>50.02</b>	<b>55.65</b>	<b>61.32</b>	<b>67.047</b>	<b>70.500</b>	<b>102.000</b>	<b>133.50</b>

**Note :** Group wise production for 2017-18, 2018-19, 2019-20 may change whenever any project shift from ongoing to completed & from future to ongoing.

#### Productivity:

The OMS position of CCL is as below

(Fig in MT)

	2010-11 Actual	2011-12 Actual	2012-13 Actual	2013-14 Actual	2014-15 Actual	2015-16 Actual	2016-17 Actual
UG	0.34	0.32	0.325	0.33	0.29	0.32	0.294
OC	5.45	5.79	6.093	6.26	7.56	8.91	9.808
overall	3.88	4.19	4.421	4.64	5.46	6.51	7.235

## B. STRENGTH AND WEAKNESSES, OPPORTUNITIES AND THREATS

### Strength

- High production and huge production potential:** CCL produced 67.047 MT of coal in 2016-17, which is over 12.1 % of Coal India's Production. The coal reserves in CCL command area is of 43.993 billion tonnes. CCL has about 14.25 % of the coal reserves of India. The coal reserves include non coking coal (used in power plants) as well as coking coal (used in steel plants). These reserves are good enough for the next 200 years.
- Infrastructure available in almost all Coal Blocks:** For development and operation of coal

mines we need a good rail and road network. All coalfields of CCL have a reasonably Good Rail and Road Network. This Network enables swift movement of Coal to the Consumers.

3. **Skilled Manpower available in sufficient numbers:** CCL has been in the business of Coal Mining for over 40 years. Its manpower strength as on 31.03.2017 is 42156 and which is well conversant in their jobs.
4. **Very low employee attrition rate:** The salary and wages offered to the employees in CCL are the best in the Coal Mining Industry. This has resulted in a very low attrition of employees. The performance related pay introduced recently for executives has further boosted the morale of employees.
5. **CCL is a Mini-Ratna Category I Company, with a High Financial Autonomy:** On the basis of performance of CCL, the Department of Public Enterprises has granted Mini-Ratna Category I status to the Company. This means that the company can approve projects up to 500 Crores without going to the Government and it can also form joint ventures / subsidiaries / overseas offices.

#### Weaknesses

1. **Old mines with Obsolete Technology:** Most of the mines in CCL are old with antiquated equipment. The company has opened a few mines in recent past. State of the art technology is being used in only few mines.
2. **Trade Unionism:** Trade Unionism is rampant in the mines. Every mine has over six Recognized Trade Unions.
3. **Application of information technology is very low:** The application of IT in the mines is very low. This makes the system prone to corruption and inefficiency.
4. **Poor work culture:** On an average employees work for only 4 hours in a eight hour shift.

#### Opportunities

1. **There is huge and almost insatiable demand for coal:** The demand –supply gap of coal is 20 MT today which is likely to increase in future.
2. **Outsourcing of production processes:** CCL can go for outsourcing in case of projects, beyond the available capacity of the projects. We also go for outsourcing in case of Marginal Deposits (there are many such Coal Deposits) where deployment of Departmental Equipment is uneconomical. Outsourcing now has the support of Trade Unions.
3. **Opportunities for value addition for it's products through sizing, washing or conversion to Liquid and Gas:** The price of washed coking coal is double the price of mined Coking Coal. Washeries may be established to take advantage of the price differential.

## Threats

1. **Captive mining in coal is now permitted in India, ending the complete monopoly of the company:** CCL has now to compete with private players, who have been allotted coal blocks.
2. **There is demand for allowing private coal mining companies to sell all their produce in the open market.** Private players produce coal at 60 % of the CCL's cost. If they are allowed to sell coal in the open market then we will be losing valuable Customers.
3. **Upcoming private players may poach on the highly skilled employees of the company through better Pay, Perks and Other Facilities:** Since the company is a PSU, it can't easily increase the pay and perks etc of the employees as per demand of the market and competition as it has to follow lengthy procedures for the same.
4. **Law and order problems in coal mining areas:** The law and order situation in mining areas is bad. There are frequent bandhs and extremist groups prevent / interfere with mine development activities. On an average the mines are closed for about 30 days due to poor law and order condition prevailing in Mining areas.
5. **Inordinate delay in release of Forest land:** There is inordinate delay in the processing of Forest land proposals. The State Govt. takes considerable time in recommending forest land proposals to the MOEF for stage I clearance. There is delay in site inspection by MoEF Regional Office, Bhubneswar. It takes about 4-6 years for release of forest land.
6. **Physical possession of acquired land:** Great difficulty is being encountered in the physical possession of acquired land. Forest land which is released by the Govt. often has encroachments, which is not easy to get rid off.
7. **Rehabilitation of project affected persons:** The rehabilitation of project affected persons has become a big bottle neck in the development of new projects, as the demand of PAFs are often, beyond the norms of R&R policy of CIL.

## C. PERFORMANCE

Covered in the main report.

## D. OUTLOOK

Coal India is striving to achieve 1 Billion Tonne of Coal by 2019-20 in which Central Coalfields Limited will contribute about 133 MT. For that purpose recently Major projects of your company such as Magadh OCP (71 MTY) and Amarpali OCP (27 MTY) has been made operational. Other major projects like Mahendra OCP, Sanghmitra OCP are also expected to contribute to achieve this growth.

**F. INTERNAL CONTROL SYSTEMS AND THEIR ADEQUACY**

The company has well established internal control systems and procedures commensurate with its size and nature of business with an approved and well laid down delegation of authority at various levels for ensuring appropriate authorization and approval of transactions. Policy in the form of Purchase Manual, Contract Management Manual, Civil Engineering Works Manual defining the practices & procedures to be adopted for procurement and award of contracts are in place. The internal audit is conducted by external firms of Chartered/Cost Accountants covering all the Offices/Areas/Units of operation and their reports are reviewed by the Audit Committee. Further, the accounts of the Company are subject to Comptroller & Auditor General of India (C&AG) audit in addition to the propriety audit conducted by them.

**G. DISCUSSION ON FINANCIAL PERFORMANCE WITH RESPECT TO OPERATIONAL PERFORMANCE**

Covered in the main report.

**H. MATERIAL DEVELOPMENT IN HUMAN RESOURCES/INDUSTRIAL RELATIONS FRONT, INCLUDING NUMBER OF PEOPLE EMPLOYED**

Covered in the main report.

**I. ENVIRONMENTAL PROTECTION AND CONSERVATION, TECHNOLOGICAL CONSERVATION, RENEWABLE ENERGY DEVELOPMENTS, FOREIGN EXCHANGE CONSERVATION**

Covered in the main report.

**J. CORPORATE SOCIAL RESPONSIBILITY**

Covered in the main report.

**K. CAUTIONARY STATEMENT**

Statements in the Management Discussion & Analysis and Directors' Report prescribing the Company's objectives; projections and estimates, expectations & predictions etc., may be "forward looking statement and progressive within the meaning of applicable laws & regulations. Forward looking statements contained herein are subject to certain risks and uncertainties that would cause actual results to defer materially from those reflected in the forward looking statements. Actual results will vary from those expressed or implied depending upon economic conditions."

□

**CENTRAL COALFIELDS LIMITED**

(CIN: U10200JH1956GOI000581)

Regd. Office: Ranchi, Jharkhand

**STANDALONE STATEMENT OF ASSETS AND LIABILITIES**

(₹ in Crores)

	Statement of Assets and Liabilities Particulars	As at 31.03.2017 (Audited)	As at 31.03.2016 (Audited)
<b>A</b>	<b>EQUITY AND LIABILITIES</b>		
<b>1.</b>	<b>Shareholder's Funds</b>		
	(a) Equity Share Capital	940.00	940.00
	(b) Other Equity	2,305.42	5,278.12
	(c) Money Received against Share Warrants	—	—
	<b>Sub - total - Shareholders' funds</b>	<b>3,245.42</b>	<b>6,218.12</b>
<b>2</b>	<b>Share application money pending allotment</b>	<b>—</b>	<b>—</b>
<b>3</b>	<b>Non-Controlling Interests</b>	<b>—</b>	<b>—</b>
<b>4</b>	<b>Non-Current Liabilities</b>		
	(a) Financial Liabilities	1,259.92	49.05
	(b) Deferred tax liabilities (Net)	—	—
	(c) Other non-current liabilities	183.83	165.43
	(d) Provisions	2,305.81	2,344.82
	<b>Sub - total - Non-current liabilities</b>	<b>3,749.56</b>	<b>2,559.30</b>
<b>5</b>	<b>Current Liabilities</b>		
	(a) Financial Liabilities	1,790.87	1,281.10
	(b) Current Tax Liabilities (net)	35.39	38.31
	(c) Other current liabilities	3,251.64	2,422.76
	(d) Provisions	1,490.89	1,467.97
	Sub - total - Current liabilities	6,568.79	5,210.14
	<b>TOTAL - EQUITY AND LIABILITIES</b>	<b>13,563.77</b>	<b>13,987.56</b>
<b>B</b>	<b>ASSETS</b>		
<b>1</b>	<b>Non- current assets</b>		
	(a) Fixed assets	3,808.38	3,051.77
	(b) Goodwill on consolidation*	—	—
	(c) Deferred tax assets (Net)	771.88	725.03
	(d) Financial Assets	755.64	1,533.93
	(e) Other non-current assets	1,269.85	119.38
	<b>Sub-total - Non-current assets</b>	<b>6,605.75</b>	<b>5,430.11</b>
<b>2</b>	<b>Current assets</b>		
	(a) Financial Assets	3,335.83	5,807.46
	(b) Inventories	2,096.26	1,491.26
	(c) Other current assets	1,525.93	1,258.73
	(d) Current Tax Assets (net)	—	—
	<b>Sub - total - Current Assets</b>	<b>6,958.02</b>	<b>8,557.45</b>
	<b>TOTAL - ASSETS</b>	<b>13,563.77</b>	<b>13,987.56</b>

Sd/-  
(Ashok Kumar)  
General Manager (Finance)-A

Sd/-  
(D.K. Ghosh)  
Director (Finance)  
DIN- 06638291

Sd/-  
(Gopal Singh)  
Chairman-cum-Managing Director  
DIN- 02698059

In terms of our Report of even date  
For **V. Singhi & Associates**  
Chartered Accountants  
(Firm Reg.No. 311017E)

Sd/-  
(Aniruddha Sengupta)  
Partner  
(Membership No. 051371)

Place : Ranchi

Dated : 26/05/2017

**CENTRAL COALFIELDS LIMITED**

(CIN: U10200JH1956GOI000581)

Regd. Office: Ranchi, Jharkhand

**STATEMENT OF STANDALONE RESULTS FOR THE YEAR AND PERIOD ENDED 31.03.2017**

(₹ in Crores except Shares and EPS)

Sl. No.	Particulars	Quarter Ended			Year Ended	
		31.03.2017	31.12.2016	31.03.2016	31.03.2017	31.03.2016
		Unaudited	Unaudited	Unaudited	Audited	Audited
<b>1.</b>	<b>Income from Operations</b>					
	Gross Sales	4,626.39	4106.86	3,568.27	14,899.71	13,658.81
	Less: Other levies	1,125.39	1173.08	728.69	3,759.03	2,413.67
	(a) Net Sales/ Income from operations (Net of excise duty & other levies)	3,501.00	2,933.78	2,839.58	11,140.68	11,245.14
	(b) Other operating income	114.33	89.61	92.65	366.41	298.06
	<b>Total income from operations (Net) (a+b)</b>	<b>3,615.33</b>	<b>3,023.39</b>	<b>2,932.23</b>	<b>11,507.09</b>	<b>11,543.20</b>
<b>2.</b>	<b>Expenses</b>					
	(a) Cost of materials consumed	253.23	216.20	252.92	799.50	807.63
	(b) Changes in inventories of finished goods, work-in-progress and Stock-In-Trade	(634.04)	(97.15)	(432.09)	(612.61)	(135.99)
	(c) Excise Duty	243.36	196.11	194.99	732.27	709.84
	(d) Employee Benefits Expense	1,188.44	1,121.49	1,097.44	4,401.73	4,009.92
	(e) Depreciation/amortisation/impairment	98.49	97.18	134.23	372.63	400.58
	(f) Power & fuel Expenses	77.93	74.08	73.34	290.92	294.40
	(g) Corporate Social Responsibility expenses	8.22	1.30	16.46	30.29	212.90
	(h) Repairs	99.42	40.13	112.39	205.39	233.38
	(i) Contractual expenses	411.94	331.28	319.67	1,320.86	1,158.07
	(j) Other expenses	576.33	354.21	346.20	1,519.85	1,076.80
	(k) Provisions/write off	327.61	71.53	55.42	471.50	280.72
	(l) Stripping Activity expenses	342.77	11.60	34.59	91.03	(225.83)
	<b>Total expenses ( a to k )</b>	<b>2,993.70</b>	<b>2,417.96</b>	<b>2,205.56</b>	<b>9,623.36</b>	<b>8,822.42</b>
<b>3.</b>	<b>Profit/ (Loss) from operations before other income, finance costs and exceptional items (1-2)</b>	621.63	605.43	726.67	1,883.73	2,720.78
<b>4.</b>	<b>Other income</b>	274.39	69.47	144.92	561.75	465.09
<b>5.</b>	<b>Profit / (Loss) from ordinary activities before finance costs and exceptional items (3+4)</b>	896.02	674.90	871.59	2,445.48	3,185.87
<b>6.</b>	<b>Finance Cost</b>	18.63	17.73	31.88	71.88	77.26
<b>7.</b>	<b>Profit/(Loss) from ordinary activities after Finance Cost but before Exceptional Items (5-6)</b>	877.39	657.17	839.71	2373.60	3108.61

**CENTRAL COALFIELDS LIMITED**

(CIN: U10200JH1956GOI000581)

Regd. Office: Ranchi, Jharkhand

**STATEMENT OF STANDALONE RESULTS FOR THE YEAR AND PERIOD  
ENDED 31.03.2017 (CONTD...)**

(₹ in Crores except Shares and EPS)

Sl. No.	Particulars	Quarter Ended			Year Ended	
		31.03.2017	31.12.2016	31.03.2016	31.03.2017	31.03.2016
		Unaudited	Unaudited	Unaudited	Audited	Audited
8.	Exceptional items	—	—	—	—	—
9.	Profit / ( Loss ) from ordinary activities before tax (7-8)	877.39	657.17	839.71	2,373.60	3,108.61
10.	Tax expense	414.72	291.88	268.70	984.19	1,179.21
11.	Net Profit / ( Loss ) for the year (9-10) [A]	462.67	365.29	571.01	1,389.41	1,929.40
12.	Other Comprehensive Income/(loss)(net of tax) [B]	40.32	4.31	6.72	11.73	40.66
13.	Total Comprehensive Income/(loss) [A + B]	502.99	369.60	577.73	1,401.14	1,970.06
14.	Paid-up equity share capital (Face Value of share ₹ 1000/- each)	940.00	940.00	940.00	940.00	940.00
15.	Earnings per share (EPS) ( Face Value of share ₹ 1000 /- each) (not annualised)					
	(a) Basic	492.20	388.61	607.46	1,478.10	2,052.55
	(b) Diluted	492.20	388.61	607.46	1,478.10	2,052.55

Sd/-  
(Ashok Kumar)  
General Manager (Finance)-A

Sd/-  
(D.K. Ghosh)  
Director (Finance)  
DIN- 06638291

Sd/-  
(Gopal Singh)  
Chairman-cum-Managing Director  
DIN- 02698059

**In terms of our Report of even date**

For **V. Singhi & Associates**  
Chartered Accountants  
(Firm Reg.No. 311017E)

Sd/-  
**(Aniruddha Sengupta)**  
Partner  
(Membership No. 051371)

Place : Ranchi

Dated : 26/05/2017

**CENTRAL COALFIELDS LIMITED**

(CIN: U10200JH1956GOI000581)

Regd. Office: Ranchi, Jharkhand

**STANDALONE BALANCE SHEET AS AT 31ST MARCH, 2017**

(₹ in Crores)

Statement of Assets and Liabilities Particulars	Notes	As at 31.03.2017	As at 31.03.2016 (Restated)	As at 01.04.2015 (Restated)
<b>ASSETS</b>				
<b>Non-Current Assets</b>				
(a) Property, Plant & Equipments	3	2,426.40	2,541.98	2,237.74
(b) Capital Work in Progress	4	1,141.23	303.40	414.02
(c) Exploration and Evaluation Assets	5	237.16	201.14	173.83
(d) Other Intangible Assets	6	3.59	5.25	6.45
(e) Intangible Assets under Development			—	—
(f) Investment Property			—	—
(g) Financial Assets				
(i) Investments	7	32.00	—	—
(ii) Loans	8	0.59	0.92	1.26
(iii) Other Financial Assets	9	723.05	1,533.01	1,393.95
(h) Deferred Tax Assets (net)		771.88	725.03	620.47
(i) Other Non-current Assets	10	1,269.85	119.38	112.84
<b>Total Non-Current Assets (A)</b>		<b>6,605.75</b>	<b>5,430.11</b>	<b>4,960.56</b>
<b>Current Assets</b>				
(a) Inventories	12	2,096.26	1,491.26	1,349.43
(b) Financial Assets				
(i) Investments	7	—	—	403.79
(ii) Trade Receivables	13	1,293.79	1,365.43	1,424.86
(iii) Cash & Cash equivalents	14	325.07	1,968.58	1,007.68
(iv) Other Bank Balances	15	1,349.08	2,090.19	2,395.58
(v) Loans	8	—	—	—
(vi) Other Financial Assets	9	367.89	383.26	309.90
(c) Current Tax Assets (Net)		—	—	11.06
(d) Other Current Assets	11	1,525.93	1,258.73	1,142.23
<b>Total Current Assets (B)</b>		<b>6,958.02</b>	<b>8,557.45</b>	<b>8,044.53</b>
<b>Total Assets (A+B)</b>		<b>13,563.77</b>	<b>13,987.56</b>	<b>13,005.09</b>



**CENTRAL COALFIELDS LIMITED**

(CIN: U10200JH1956GOI000581)

Regd. Office: Ranchi, Jharkhand

**STANDALONE BALANCE SHEET AS AT 31ST MARCH, 2017 (Contd.)**

(₹ in Crores)

	Notes	As at 31.03.2017	As at 31.03.2016 (Restated)	As at 01.04.2015 (Restated)
<b>EQUITY AND LIABILITIES</b>				
<b>Equity</b>				
(a) Equity Share Capital	16	940.00	940.00	940.00
(b) Other Equity	17	2,305.42	5,278.12	5,368.27
<b>Equity attributable to equityholders of the company</b>		<b>3,245.42</b>	<b>6,218.12</b>	<b>6,308.27</b>
Non-Controlling Interests		—	—	—
<b>Total Equity (A)</b>		<b>3,245.42</b>	<b>6,218.12</b>	<b>6,308.27</b>
<b>Liabilities</b>				
<b>Non-Current Liabilities</b>				
(a) Financial Liabilities				
(i) Borrowings	18	1,200.00	—	—
(ii) Trade Payables		—	—	—
(iii) Other Financial Liabilities	20	59.92	49.05	34.77
(b) Provisions	21	2,305.81	2,344.82	2,611.18
(c) Other Non-Current Liabilities	22	183.83	165.43	150.59
<b>Total Non-Current Liabilities (B)</b>		<b>3,749.56</b>	<b>2,559.30</b>	<b>2,796.54</b>
<b>Current Liabilities</b>				
(a) Financial Liabilities				
(i) Borrowings	18	1,103.78	929.00	—
(ii) Trade Payables	19	134.22	178.60	130.94
(iii) Other Financial Liabilities	20	552.87	173.50	206.20
(b) Other Current Liabilities	23	3,251.64	2,422.76	2,403.95
(c) Provisions	21	1,490.89	1,467.97	1,159.19
(d) Current Tax Liabilities (net)		35.39	38.31	—
<b>Total Current Liabilities (C)</b>		<b>6,568.79</b>	<b>5,210.14</b>	<b>3,900.28</b>
<b>Total Equity and Liabilities (A+B+C)</b>		<b>13,563.77</b>	<b>13,987.56</b>	<b>13,005.09</b>
Significant Accounting Policy	2			
Additional Notes to the Financial Statements	38			

The Accompanying Notes form an integral part of the Financial Statements.

Sd/-  
(Ashok Kumar)  
General Manager (Finance)-A

Sd/-  
(D.K. Ghosh)  
Director (Finance)  
DIN- 06638291

Sd/-  
(Gopal Singh)  
Chairman-cum-Managing Director  
DIN- 02698059

In terms of our Report of even date

For V. Singhi &amp; Associates

Chartered Accountants

(Firm Reg.No. 311017E)

Sd/-

**(Aniruddha Sengupta)**

Partner

(Membership No. 051371)

Place : Ranchi  
Dated : 26/05/2017

**CENTRAL COALFIELDS LIMITED***( A Miniratna Company)*

(CIN: U10200JH1956GOI000581)

Regd. Office: Ranchi, Jharkhand

**STANDALONE STATEMENT OF PROFIT AND LOSS  
FOR THE YEAR ENDED 31ST MARCH, 2017**

(₹ in Crores)

	Notes	For the year ended 31.03.2017	For the year ended 31.03.2016
<b>Revenue from Operations</b>	24		
A. Sales (Net)		11,140.68	11,245.14
B. Other Operating Revenue (Net)		366.41	298.06
(i) Revenue from Operations (A+B)		11,507.09	11,543.20
(ii) Other Income	25	561.75	465.09
<b>(iii) Total Income (I+II)</b>		<b>12,068.84</b>	<b>12,008.29</b>
<b>(IV) EXPENSES</b>			
Cost of Materials Consumed	26	799.50	807.63
Changes in inventories of finished goods/work in progress and Stock in trade	27	(612.61)	(135.99)
Excise Duty on sale of coal		732.27	709.84
Employee Benefits Expense	28	4,401.73	4,009.92
Power Expenses		290.92	294.40
Corporate Social Responsibility Expenses	29	30.29	212.90
Repairs	30	205.39	233.38
Contractual Expenses	31	1,320.86	1,158.07
Finance Costs	32	71.88	77.26
Depreciation/Amortization/ Impairment expenses		372.63	400.58
Provisions	33	450.70	187.99
Write off	34	20.80	92.73
Stripping Activity Adjustments		91.03	(225.83)
Other Expenses	35	1,519.85	1,076.80
<b>Total Expenses (IV)</b>		<b>9,695.24</b>	<b>8,899.68</b>
<b>(V) Profit before Exceptional items and Tax (I-IV)</b>		<b>2,373.60</b>	<b>3,108.61</b>
(VI) Exceptional Items		—	—
<b>(VII) Profit before Tax (V-VI)</b>		<b>2,373.60</b>	<b>3,108.61</b>

**CENTRAL COALFIELDS LIMITED***( A Miniratna Company)*

(CIN: U10200JH1956GOI000581)

Regd. Office: Ranchi, Jharkhand

**STANDALONE STATEMENT OF PROFIT AND LOSS  
FOR THE YEAR ENDED 31ST MARCH, 2017 (Contd ...)**

(₹ in Crores)

	Notes	For the year ended 31.03.2017	For the year ended 31.03.2016
(VIII) Tax expense	36	984.19	1,179.21
<b>(IX) Profit for the year from continuing operations (VII-VIII)</b>		<b>1,389.41</b>	<b>1,929.40</b>
(X) Profit from discontinued operations		—	—
(XI) Tax expenses of discontinued operations		—	—
(XII) Profit from discontinued operations (after Tax) (X-XI)		—	—
(XIII) Share in JV's/Associate's Profit/(Loss)		—	—
<b>(XIV) Profit for the year (IX+XII+XIII)</b>		<b>1,389.41</b>	<b>1,929.40</b>
<b>Other Comprehensive Income</b>	37		
A (i) Items that will not be reclassified to profit or loss		20.05	65.49
(ii) Income tax relating to items that will not be reclassified to profit or loss		8.32	24.83
B (i) Items that will be reclassified to profit or loss		—	—
(ii) Income tax relating to items that will be reclassified to profit or loss		—	—
<b>(XV) Total Other Comprehensive Income</b>		<b>11.73</b>	<b>40.66</b>
<b>(XVI) Total Comprehensive Income for the year (XIV+XV) (Comprising Profit /(Loss) and Other Comprehensive Income for the year)</b>		<b>1,401.14</b>	<b>1,970.06</b>
Profit attributable to:			
Owners of the Company		1,389.41	1,929.40
Non-Controlling Interest		—	—
		<b>1,389.41</b>	<b>1,929.40</b>
<b>Other Comprehensive Income attributable to:</b>			
Owners of the Company		11.73	40.66
Non-Controlling Interest		—	—
		<b>11.73</b>	<b>40.66</b>
<b>Total Comprehensive Income attributable to:</b>			
Owners of the Company		1,401.14	1,970.06
Non-Controlling Interest		—	—

**CENTRAL COALFIELDS LIMITED***( A Miniratna Company)*

(CIN: U10200JH1956GOI000581)

Regd. Office: Ranchi, Jharkhand

**STANDALONE STATEMENT OF PROFIT AND LOSS  
FOR THE YEAR ENDED 31ST MARCH, 2017 (Contd ...)**

(₹ in Crores)

	Notes	For the year ended 31.03.2017	For the year ended 31.03.2016
(XVII) <b>Earnings per Equity Share (for continuing operation):</b>			
(1) Basic		1,478.10	2,052.55
(2) Diluted		1,478.10	2,052.55
(XVIII) <b>Earnings per Equity Share (for discontinued operation):</b>			
(1) Basic		—	—
(2) Diluted		—	—
(XIX) <b>Earnings per Equity Share (for discontinued &amp; continuing operation):</b>			
(1) Basic		1,478.10	2,052.55
(2) Diluted		1,478.10	2,052.55

The Accompanying Notes form an integral part of the Financial Statements.

Sd/-  
(Ashok Kumar)  
General Manager (Finance)-A

Sd/-  
(D.K. Ghosh)  
Director (Finance)  
DIN- 06638291

Sd/-  
(Gopal Singh)  
Chairman-cum-Managing Director  
DIN- 02698059

**In terms of our Report of even date**For **V. Singhi & Associates***Chartered Accountants*

(Firm Reg.No. 311017E)

Sd/-

**(Aniruddha Sengupta)***Partner*

(Membership No. 051371)

Place : Ranchi

Dated : 26/05/2017

**CENTRAL COALFIELDS LIMITED**

(CIN: U10200JH1956GOI000581)

Regd. Office: Ranchi, Jharkhand

**STANDALONE CASH FLOW STATEMENT (INDIRECT METHOD)**  
**For the Year Ended 31st March, 2017**

(₹ in Crores)

Particulars		For the Year Ended 31.03.2017	For the Year Ended 31.03.2016
<b>CASH FLOW FROM OPERATING ACTIVITIES</b>			
Total Comprehensive Income before tax		2,393.65	3,174.10
<b>Adjustments for :</b>			
Depreciation / Impairment of Fixed Assets		377.39	412.54
Interest from Bank Deposits		(258.78)	(332.00)
Finance cost related to financing activity		71.88	77.26
Interest / Dividend from investments		(23.25)	(31.38)
Profit / Loss on sale of Fixed Assets		0.56	0.68
Provisions made & write off during the Year		471.50	280.72
Liability write back during the Year		(185.44)	(4.23)
Stripping Activity Adjustment		91.03	(225.83)
<b>Operating Profit before Current/Non Current Assets and Liabilities</b>		<b>2,938.54</b>	<b>3,351.86</b>
<b>Adjustment for :</b>			
Trade Receivables		71.64	59.43
Inventories		(605.00)	(141.83)
Short/Long Term Loans/Advances & Other Current Assets		(638.86)	(428.62)
Short/Long Term Liabilities and Provisions		797.04	92.96
<b>Cash Generated from Operation</b>		<b>2,563.36</b>	<b>2,933.80</b>
Income Tax Paid/Refund		(992.51)	(1,204.04)
<b>Net Cash Flow from Operating Activities</b>	<b>(A)</b>	<b>1,570.85</b>	<b>1,729.76</b>

**CENTRAL COALFIELDS LIMITED**

(CIN: U10200JH1956GOI000581)

Regd. Office: Ranchi, Jharkhand

**STANDALONE CASH FLOW STATEMENT (INDIRECT METHOD)  
For the Year Ended 31st March, 2017 (Contd.)**

Particulars		For the Year Ended 31.03.2017	For the Year Ended 31.03.2016
<b>CASH FLOW FROM INVESTING ACTIVITIES</b>			
Purchase of Fixed Assets		(1,134.56)	(632.95)
Investment in Bank Deposit		258.78	332.00
Change in investments		(28.80)	403.79
Investment in Subsidiary		(3.20)	—
Interest pertaining to Investing Activities		—	—
Interest / Dividend from investments		23.25	31.38
<b>Net Cash from Investing Activities</b>	<b>( B )</b>	<b>(884.53)</b>	<b>134.22</b>
<b>CASH FLOW FROM FINANCING ACTIVITIES</b>			
Repayment of Borrowings		—	—
Short Term Borrowings		1,374.78	929.00
Interest & Finance cost pertaining to Financing Activities		(71.88)	(77.26)
Receipt of Shifting & Rehabilitation Fund		—	—
Dividend Paid		(3,634.04)	(1711.74)
Dividend Distribution Tax		(739.80)	(348.47)
Buyback of Equity Share Capital		—	—
<b>Net Cash used in Financing Activities</b>	<b>( C )</b>	<b>(3,070.94)</b>	<b>(1,208.47)</b>
<b>Net Increase / (Decrease) in Cash &amp; Bank Balances (A+B+C)</b>		<b>(2,384.62)</b>	<b>655.51</b>
<b>Cash &amp; Bank Balance (opening balance)</b>		<b>4,058.77</b>	<b>3,403.26</b>
<b>Cash &amp; Bank Balance (closing balance)</b>		<b>1,674.15</b>	<b>4,058.77</b>
(All figures in bracket represent outflow.)			

Sd/-  
(Ashok Kumar)  
General Manager (Finance)-A

Sd/-  
(D.K. Ghosh)  
Director (Finance)  
DIN- 06638291

Sd/-  
(Gopal Singh)  
Chairman-cum-Managing Director  
DIN- 02698059

**In terms of our Report of even date**  
For **V. Singhi & Associates**  
*Chartered Accountants*  
(Firm Reg.No. 311017E)  
Sd/-  
**(Aniruddha Sengupta)**  
*Partner*  
(Membership No. 051371)

Place : Ranchi  
Dated : 26/05/2017

## Significant Accounting Policies

### NOTE : 1 CORPORATE INFORMATION

Central Coalfields Limited (CCL), a Miniratna Public Sector undertaking, is a 100% subsidiary of Coal India Limited (A Government of India Undertaking) having its registered office at Darbhanga House, Ranchi, Jharkhand – 834029.

### NOTE : 2 SIGNIFICANT ACCOUNTING POLICIES

#### 2.1 Basis of Preparation

The financial statements of the Company have been prepared in accordance with Indian Accounting Standards (Ind AS) notified under the Companies (Indian Accounting Standards) Rules, 2015

For all periods up to and including the year ended 31st March, 2016, the Company prepared its Consolidated financial statements in accordance with Accounting Standards (AS) notified under section 133 of the Companies Act 2013, read together with paragraph 7 of the Companies (Accounts) Rules, 2014 and in accordance with Companies (Accounting Standards), Rules 2006 (erstwhile - Indian GAAP). These financial statements for the year ended 31st March, 2017 are the first financial statements of the Company prepared in accordance with Ind AS Refer to Note no.38.6 for information on first time adoption of Ind AS.

The financial statements have been prepared on historical cost basis, except for

- Certain financial assets and liabilities measured at fair value (refer accounting policy on financial instruments in para 2.15);
- Defined benefit plans- plan assets measured at fair value;
- Inventories at Cost or NRV whichever is lower (refer accounting policy in para no. 2.21).

#### 2.1.1 Rounding of Amounts

Amounts in these financial statements, unless otherwise indicated, have been rounded off to 'rupees in crore' upto two decimal points.

#### 2.2 Basis of Consolidation

##### 2.2.1 Subsidiaries

Subsidiaries are all entities over which the company has control. The company controls an entity when the company is exposed to, or has rights to, variable returns from its involvement with the entity

and has the ability to affect those returns through its power to direct the relevant activities of the entity. Subsidiaries are fully consolidated from the date on which control is transferred to the company. They are deconsolidated from the date when control ceases.

The acquisition method of accounting is used to account for business combinations by the company.

The company combines the financial statements of the parent and its subsidiaries line by line adding together like items of assets, liabilities, equity, cash flows, income and expenses. Intercompany transactions, balances and unrealized gains on transactions between companies are eliminated. Unrealized losses are also eliminated unless the transaction provides evidence of an impairment of the transferred asset. A member of the group normally uses accounting policies as adopted by the group for like transactions and events in similar circumstances. In case of significant deviations, appropriate adjustments are made to the group member financial statement to ensure conformity with the groups accounting policies.

Non-controlling interests in the results and equity of subsidiaries are shown separately in the consolidated statement of profit and loss, consolidated statement of changes in equity and balance sheet respectively.

## **2.2.2 Associates**

Associates are all entities over which the group has significant influence but no control or joint control. This is generally the case where the group holds between 20% and 50% of the voting rights.

Investments in associates are accounted for using the equity method of accounting, after initially being recognised at cost, except when the investment or a portion thereof, classified as held for sale, in which case it is accounted in accordance with Ind AS 105

The entity impairs its net investment in the associates on the basis of objective evidence.

## **2.2.3 Joint Arrangements**

Joint arrangements are those arrangements where the group is having joint control with one or more other parties.

Joint control is the contractually agreed sharing of control of the arrangement which exist only when decisions about the relevant activities require the unanimous consent of the parties sharing control.

Joint Arrangements are classified as either joint operations or joint ventures. The classification depends on the contractual rights and obligations of each investor, rather than the legal structure of the joint arrangement.

### **2.2.3.1 Joint Operations**

Joint operations are those joint arrangements whereby the group is having rights to the assets and obligations for the liabilities relating to the arrangements.



Group recognises its direct right to the assets, liabilities, revenues and expenses of joint operations and its share of any jointly held or incurred assets, liabilities, revenues and expenses. These have been incorporated in the financial statements under the appropriate headings.

### **2.2.3.2 Joint Ventures**

Joint ventures are those joint arrangements whereby the group is having rights to the net assets of the arrangements.

Interests in joint ventures are accounted for using the equity method, after initially being recognised at cost in the consolidated balance sheet.

Investments in Joint venture are accounted for using the equity method of accounting, after initially being recognized at cost, except when the investment, or a portion thereof, is classified as held for sale, in which case it is accounted in accordance with Ind AS 105.

The entity impairs its net investment in the joint venture on the basis of objective evidence.

### **2.2.4 Equity Method**

Under the equity method of accounting, the investments are initially recognised at cost and adjusted thereafter to recognize the group's share of the post-acquisition profits or losses of the investee in profit and loss, and the group's share of other comprehensive income of the investee in other comprehensive income. Dividends received or receivable from associates and joint ventures are recognised as a reduction in the carrying amount of the investment.

When the group's share of losses in an equity-accounted investment equals or exceeds its interest in the entity, including any other unsecured long-term receivables, the group does not recognise further losses, unless it has incurred obligations or made payments on behalf of the other entity.

Unrealised gains on transactions between the group and its associates and joint ventures are eliminated to the extent of the group's interest in these entities. Unrealised losses are also eliminated unless the transaction provides evidence of an impairment of the asset transferred. Accounting policies of equity accounted investees have been changed where necessary to ensure consistency with the policies adopted by the group.

### **2.2.5 Changes in Ownership Interests**

The company treats transactions with non-controlling interests that do not result in a loss of control as transactions with equity owners of the company. A change in ownership interest results in an adjustment between the carrying amounts of the controlling and non-controlling interests to reflect their relative interests in the subsidiary. Any difference between the amount of the adjustment to non-controlling interests and any fair value of consideration paid or received is recognised within equity

When the Company ceases to consolidate or equity account for an investment because of a

loss of control, joint control or significant influence, any retained interest in the entity is remeasured to its fair value with the change in carrying amount recognised in profit or loss. This fair value becomes the initial carrying amount for the purposes of subsequently accounting for the retained interest as an associate, joint venture or financial asset. In addition, any amounts previously recognised in other comprehensive income in respect of that entity are accounted for as if the company had directly disposed of the related assets or liabilities. This may mean that amounts previously recognised in other comprehensive income are reclassified to profit or loss.

If the ownership interest in a joint venture or an associate is reduced but joint control or significant influence is retained, only a proportionate share of the amounts previously recognised in other comprehensive income are reclassified to profit or loss where appropriate.

### **2.3 Current and Non-current Classification**

The Company presents assets and liabilities in the Balance Sheet based on current/ non-current classification. An asset is treated as current when :

- (a) it expects to realise the asset, or intends to sell or consume it, in its normal operating cycle;
- (b) it holds the asset primarily for the purpose of trading;
- (c) it expects to realise the asset within twelve months after the reporting period; or
- (d) the asset is cash or a cash equivalent (as defined in Ind AS 7) unless the asset is restricted from being exchanged or used to settle a liability for at least twelve months after the reporting period. All other assets are classified as non-current.

The Company classify a liability as current when :

- (a) it expects to settle the liability in its normal operating cycle;
- (b) it holds the liability primarily for the purpose of trading;
- (c) the liability is due to be settled within twelve months after the reporting period; or
- (d) it does not have an unconditional right to defer settlement of the liability for at least twelve months after the reporting period. Terms of a liability that could, at the option of the counterparty, result in its settlement by the issue of equity instruments do not affect its classification.

All other liabilities are classified as non-current.

### **2.4 Revenue recognition**

#### **2.4.1 Sales Revenue**

Revenue from the sale of goods is recognised when all the following conditions have been satisfied :

- (a) the Company has transferred to the buyer the significant risks and rewards of ownership of the goods;
- (b) the Company retains neither continuing managerial involvement to the degree usually associated with ownership nor effective control over the goods sold;
- (c) the amount of revenue can be measured reliably;
- (d) it is probable that the economic benefits associated with the transaction will flow to the entity; and
- (e) the costs incurred or to be incurred in respect of the transaction can be measured reliably.

Revenue is measured at the fair value of the consideration received or receivable, taking into account contractually defined terms of payment and excluding taxes, levies or duties collected on behalf of the government/ other statutory bodies.

Advances received from the customers are reported as customer's deposits unless the above conditions for revenue recognition are met.

However, based on the educational material on Ind AS 18 issued by The Institute of Chartered Accountants of India, the Company has assumed that recovery of excise duty flows to the company on its own account. This is for the reason that it is a liability of the manufacturer which forms part of the cost of production, irrespective of whether the goods are sold or not. Since the recovery of excise duty flows to the Company on its own account, gross revenue includes excise duty.

However, other taxes, levies or duties are not considered to be received by the company on its own account and are excluded from net revenue.

#### **2.4.2 Interest**

Interest income is recognised using the Effective Interest Method.

#### **2.4.3 Dividend**

Dividend income from investments is recognised when the rights to receive payment is established.

#### **2.4.4 Other Claims**

Other claims (including interest on delayed realization from customers) are accounted for, when there is certainty of realisation and can be measured reliably.

#### **2.4.5 Rendering of Services**

When the outcome of a transaction involving the rendering of services can be estimated reliably, revenue associated with the transaction is recognised with reference to the stage of completion of the

transaction at the end of the reporting period. The outcome of a transaction can be estimated reliably when all the following conditions are satisfied :

- (a) the amount of revenue can be measured reliably;
- (b) it is probable that the economic benefits associated with the transaction will flow to the entity;
- (c) the stage of completion of the transaction at the end of the reporting period can be measured reliably; and
- (d) the costs incurred for the transaction and the costs to complete the transaction can be measured reliably.

## 2.5 Grants from Government

Government Grants are not recognised until there is reasonable assurance that the Company will comply with the conditions attached to them and that the grants will be received.

Government grants are recognised in the statement of Profit and Loss on a systematic basis over the periods in which the Company recognises as expenses the related costs for which the grants are intended to compensate.

Government Grants/assistance related to assets are presented in the Balance Sheet by setting up the grant as deferred income and are recognised in Statement of Profit and Loss on systematic basis over the useful life of asset.

Grants related to income (i.e. grant related to other than assets) are presented as part of Statement of Profit or Loss under the general heading 'Other Income'.

A government grant that becomes receivable as compensation for expenses or losses already incurred or for the purpose of giving immediate financial support to the Company with no future related costs, is recognised in profit or loss of the period in which it becomes receivable.

The Government grants or in the nature of promoters contribution are recognised directly in "Capital Reserve" which forms part of the "Shareholders fund".

## 2.6 Leases

A **finance lease** is a lease that transfers substantially all the risks and rewards incidental to ownership of an asset. Title may or may not eventually be transferred.

An **operating lease** is a lease other than a finance lease.

### 2.6.1 Company as a Lessee

A lease is classified at the inception date as a finance lease or an operating lease. A lease that transfers substantially all the risks and rewards incidental to ownership to the Company is classified as a finance lease.

### **2.6.1.1 Finance Leases**

Finance Leases are capitalised at the commencement of the lease at the inception date fair value of the leased property or, if lower, at the present value of the minimum lease payments. Lease payments are apportioned between finance charges and reduction of the lease liability so as to achieve a constant periodic rate of interest on the remaining balance of the liability.

Finance charges are recognised in finance costs in the Statement of Profit and Loss, unless they are directly attributable to qualifying assets, in which case they are capitalized in accordance with the Company's general policy on the borrowing costs.

A leased asset is depreciated over the useful life of the asset. However, if there is no reasonable certainty that the Company will obtain ownership by the end of the lease term, the asset is depreciated over the shorter of the estimated useful life of the asset and the lease term.

### **2.6.1.2 Operating Lease**

Lease payments under an operating lease is recognised as an expense on a straight-line basis over the lease term unless either :

- (a) another systematic basis is more representative of the time pattern of the user's benefit even if the payments to the lessors are not on that basis; or
- (b) the payments to the lessor are structured to increase in line with expected general inflation to compensate for the lessor's expected inflationary cost increases. If payments to the lessor vary because of factors other than general inflation, then this condition is not met.

### **2.6.2 Company as a Lessor**

**Operating Leases** – Lease income from operating leases (excluding amounts for services such as insurance and maintenance) is recognised in income on a straight-line basis over the lease term, unless either :

- (a) another systematic basis is more representative of the time pattern in which use benefit derived from the leased asset is diminished, even if the payments to the lessors are not on that basis; or
- (b) the payments to the lessor are structured to increase in line with expected general inflation to compensate for the lessor's expected inflationary cost increases. If payments to the lessor vary according to factors other than inflation, then this condition is not met.

Initial direct costs incurred in negotiating and arranging an operating lease are added to the carrying amount of the leased asset and recognised as an expense over the lease term on the same basis as lease income.

**Finance Leases** – Amounts due from lessees under finance leases are recorded as receivables at the Company's net investment in the leases. Finance lease income is allocated to accounting periods so as to reflect a constant periodic rate of return on the net investment outstanding in respect of the lease.

## 2.7 Non-current Assets held for Sale

The Company classifies non-current assets and (or disposal groups) as held for sale if their carrying amounts will be recovered principally through a sale rather than through continuing use. Actions required to complete the sale should indicate that it is unlikely that significant changes to the sale will be made or that the decision to sell will be withdrawn. Management must be committed to the sale expected within one year from the date of classification.

For these purposes, sale transactions include exchanges of non-current assets for other non-current assets when the exchange has commercial substance. The criteria for held for sale classification is regarded met only when the assets or disposal group is available for immediate sale in its present condition, subject only to terms that are usual and customary for sales of such assets (or disposal groups), its sale is highly probable; and it will genuinely be sold, not abandoned. The Company treats sale of the asset or disposal group to be highly probable when :

- The appropriate level of management is committed to a plan to sell the asset (or disposal group),
- An active programme to locate a buyer and complete the plan has been initiated
- The asset (or disposal group) is being actively marketed for sale at a price that is reasonable in relation to its current fair value,
- The sale is expected to qualify for recognition as a completed sale within one year from the date of classification, and
- Actions required to complete the plan indicate that it is unlikely those significant changes to the plan will be made or that the plan will be withdrawn.

## 2.8 Property, Plant and Equipment (PPE)

Land is carried at historical cost. Historical cost includes expenditure which are directly attributable to the acquisition of the land like, rehabilitation expenses, resettlement cost and compensation in lieu of employment incurred for concerned displaced persons etc.

After recognition, an item of all other Property, plant and equipment are carried at its cost less any accumulated depreciation and any accumulated impairment losses under Cost Model. The cost of an item of property, plant and equipment comprises :

- (a) its purchase price, including import duties and non-refundable purchase taxes, after deducting trade discounts and rebates.

- (b) any costs directly attributable to bringing the asset to the location and condition necessary for it to be capable of operating in the manner intended by management.
- (c) the initial estimate of the costs of dismantling and removing the item and restoring the site on which it is located, the obligation for which an entity incurs either when the item is acquired or as a consequence of having used the item during a particular period for purposes other than to produce inventories during that period.

Each part of an item of property, plant and equipment with a cost that is significant in relation to the total cost of the item depreciated separately. However, significant part(s) of an item of PPE having same useful life and depreciation method are grouped together in determining the depreciation charge.

Costs of the day to-day servicing described as for the 'repairs and maintenance' are recognised in the Statement of Profit and Loss in the period in which the same are incurred.

Subsequent cost of replacing parts significant in relation to the total cost of an item of property, plant and equipment are recognised in the carrying amount of the item, if it is probable that future economic benefits associated with the item will flow to the Company; and the cost of the item can be measured reliably. The carrying amount of those parts that are replaced is derecognised in accordance with the derecognition policy mentioned below.

When major inspection is performed, its cost is recognised in the carrying amount of the item of property, plant and equipment as a replacement if it is probable that future economic benefits associated with the item will flow to the company; and the cost of the item can be measured reliably. Any remaining carrying amount of the cost of the previous inspection (as distinct from physical parts) is derecognised.

An item of Property, plant or equipment is derecognised upon disposal or when no future economic benefits are expected from the continued use of assets. Any gain or loss arising on such derecognition of an item of property plant and equipment is recognised in the Statement of Profit and Loss.

Depreciation on property, plant and equipment, except freehold land, is provided as per cost model on straight line basis over the estimated useful lives of the asset as follows :

Other Land

(incl. Leasehold Land) : Life of the project or lease term whichever is lower

Buildings : 3 – 60 years

Roads : 3 – 10 years

Telecommunications : 3 – 9 years

Railway Sidings : 15 years

Plant and Equipments : 5 – 15 years

Computers and Laptops : 3 Years

Office Equipments	: 3 – 6 years
Furniture and Fixtures	: 10 years
Vehicles	: 8 – 10 years

Based on technical evaluation, the management believes that the useful lives given above best represents the period over which the management expects to use the asset. Hence, the useful lives of the assets may be different from useful lives as prescribed under Part C of schedule II of companies act, 2013.

The estimated useful life of the assets is reviewed at the end of each financial year.

The residual value of Property, plant and equipment is considered as 5% of the original cost of the asset except some items of assets such as, Coal tub, winding ropes, haulage ropes, stowing pipes & safety lamps etc. for which the technically estimated useful life has been determined to be one year with nil residual value.

Depreciation on the assets added / disposed off during the year is provided on pro-rata basis with reference to the month of addition / disposal.

Value of “Other Lands” includes land acquired under Coal Bearing Area (Acquisition & Development) (CBA) Act, 1957, Land Acquisition Act, 1894, Right to Fair Compensation and Transparency in Land Acquisition, Rehabilitation and Resettlement (RFCTLAAR) Act, 2013, Long term transfer of government land etc., which is amortised on the basis of the balance life of the project; and in case of Leasehold land such amortisation is based on lease period or balance life of the project whichever is lower.

Fully depreciated assets, retired from active use are disclosed separately as surveyed off assets at its residual value under Property, plant Equipment and are tested for impairment.

Capital Expenses incurred by the Company on construction/development of certain assets which are essential for production, supply of goods or for the access to any existing Assets of the Company are recognised as Enabling Assets under Property, Plant and Equipment.

## **Transition to Ind AS**

The Company elected to continue with the carrying value as per cost model (for all of its property, plant and equipment) as recognised in the financial statements as at the date of transition to Ind ASs, measured as per the previous GAAP.

## **2.9 Mine Closure, Site Restoration and Decommissioning Obligation**

The Company's obligation for land reclamation and decommissioning of structures consists of spending at both surface and underground mines in accordance with the guidelines from Ministry of Coal, Government of India. The Company estimates its obligation for Mine Closure, Site Restoration and Decommissioning based upon detailed calculation and technical assessment of the amount and



timing of the future cash spending to perform the required work. Mine Closure expenditure is provided as per approved Mine Closure Plan. The estimates of expenses are escalated for inflation, and then discounted at a discount rate that reflects current market assessment of the time value of money and the risks, such that the amount of provision reflects the present value of the expenditures expected to be required to settle the obligation. The Company records a corresponding asset associated with the liability for final reclamation and mine closure. The obligation and corresponding assets are recognised in the period in which the liability is incurred. The asset representing the total site restoration cost (as estimated by Central Mine Planning and Design Institute Limited) as per mine closure plan is recognised as a separate item in PPE and amortised over the balance project/mine life.

The value of the provision is progressively increased over time as the effect of discounting unwinds; creating an expense recognised as financial expenses.

Further, a specific Escrow Fund Account is maintained for this purpose as per the approved mine closure plan.

The progressive mine closure expenses incurred on year to year basis forming part of the total mine closure obligation is initially recognised as receivable from Escrow Account and thereafter adjusted with the obligation in the year in which the amount is withdrawn after the concurrence of the certifying agency.

## **2.10 Exploration and Evaluation Assets**

Exploration and Evaluation Assets comprise capitalised costs which are attributable to the search for coal and related resources, pending the determination of technical feasibility and the assessment of commercial viability of an identified resource which comprises inter alia the following :

- researching and analysing historical exploration data;
- gathering exploration data through topographical, geo chemical and geo physical studies;
- exploratory drilling, trenching and sampling;
- determining and examining the volume and grade of the resource;
- surveying transportation and infrastructure requirements;
- Conducting market and finance studies.

The above includes employee remuneration, cost of materials and fuel used, payments to contractors etc.

As the intangible component represents an insignificant/indistinguishable portion of the overall expected tangible costs to be incurred and recouped from future exploitation, these costs along with other capitalised exploration costs are recorded as exploration and evaluation asset.

Exploration and Evaluation costs are capitalised on a project by project basis pending determination of technical feasibility and commercial viability of the project and disclosed as a separate line item under non-current assets. They are subsequently measured at cost less accumulated impairment/provision.

Once proved reserves are determined and development of mines/project is sanctioned, exploration and evaluation assets are transferred to "Development" under capital work in progress. However, if proved reserves are not determined, the exploration and evaluation asset is derecognised.

## **2.11 Development Expenditure**

When proved reserves are determined and development of mines/project is sanctioned, capitalised exploration and evaluation cost is recognised as assets under construction and disclosed as a component of capital work in progress under the head "Development". All subsequent development expenditure is also capitalised. The development expenditure capitalised is net of proceeds from the sale of coal extracted during the development phase.

### **Commercial Operation**

The project/mines are brought to revenue; when commercial readiness of a project/mine to yield production on a sustainable basis is established either on the basis of conditions specifically stated in the project report or on the basis of the following criteria :

- (a) From beginning of the financial year immediately after the year in which the project achieves physical output of 25% of rated capacity as per approved project report, or
- (b) 2 years of touching of coal, or
- (c) From the beginning of the financial year in which the value of production is more than total expenses.

Whichever event occurs first;

On being brought to revenue, the assets under capital work in progress are reclassified as a component of property, plant and equipment under the nomenclature "Other Mining Infrastructure". Other Mining Infrastructure are amortised from the year when the mine is brought under revenue in 20 years or working life of the project whichever is less.

## **2.12 Intangible Assets**

Intangible assets acquired separately are measured on initial recognition at cost. The cost of intangible assets acquired in a business combination is their fair value at the date of acquisition. Following initial recognition, intangible assets are carried at cost less any accumulated amortisation (calculated on a straight-line basis over their useful lives) and accumulated impairment losses, if any.

Internally generated intangibles, excluding capitalised development costs, are not capitalised. Instead, the related expenditure is recognised in the Statement of Profit or Loss and Other Comprehensive Income in the period in which the expenditure is incurred. The useful lives of intangible assets are assessed as either finite or indefinite. Intangible Assets with finite lives are amortised over their useful economic lives and assessed for impairment whenever there is an indication that the intangible asset may be impaired. The amortisation period and the amortisation method for an intangible asset with a finite useful life are reviewed at least at the end of each reporting period. Changes in the expected useful life or the expected pattern of consumption of future economic benefits embodied in the asset are considered to modify the amortisation period or method, as appropriate, and are treated as changes in accounting estimates. The amortisation expense on intangible assets with finite lives is recognised in the statement of Profit or Loss.

An intangible asset with an indefinite useful life is not amortised but is tested for impairment at each reporting date.

Gains or losses arising from derecognition of an intangible asset is measured as the difference between the net disposal proceeds and the carrying amount of the asset and are recognised in the Statement of Profit and Loss

Exploration and Evaluation assets attributable to blocks identified for sale or proposed to be sold to outside agencies (i.e for blocks not earmarked for CIL) are however, classified as Intangible Assets and tested for impairment.

Cost of Software recognized as intangible asset, is amortised on straight line method over a period of legal right to use or three years, whichever is less; with a nil residual value.

### **2.13 Impairment of Assets**

The Company assesses at the end of each reporting period whether there is any indication that an asset may be impaired. If any such indication exists, the Company estimates the recoverable amount of the asset. An asset's recoverable amount is the higher of the asset's or cash-generating unit's value in use and its fair value less costs of disposal, and is determined for an individual asset, unless the asset does not generate cash inflows that are largely independent of those from other assets or group of assets, in which case the recoverable amount is determined for the cash-generating unit to which the asset belongs. Company considers individual mines as separate cash generating units for the purpose of test of impairment.

If the recoverable amount of an asset is estimated to be less than its carrying amount, the carrying amount of the asset is reduced to its recoverable amount and the impairment loss is recognised in the Statement of Profit and Loss.

### **2.14 Investment Property**

Property (land or a building or part of a building or both) held to earn rentals or for capital

appreciation or both, rather than for, use in the production or supply of goods or services or for administrative purposes; or sale in the ordinary course of businesses are classified as Investment Property.

Investment Property is measured initially at its cost, including related transaction costs and where applicable borrowing costs.

Investment Properties are depreciated using the straight-line method over their estimated useful lives.

## **2.15 Financial Instruments**

A financial instrument is any contract that gives rise to a financial asset of one entity and a financial liability or equity instrument of another entity.

### **2.15.1 Financial Assets**

#### **2.15.1.1 Initial Recognition and Measurement**

All financial assets are recognised initially at fair value, in the case of financial assets not recorded at fair value through Statement of Profit and Loss, plus transaction costs that are attributable to the acquisition of the financial asset. Purchases or sales of financial assets that require delivery of assets within a time frame established by regulation or convention in the market place (regular way trades) are recognised on the trade date, i.e., the date that the Company commits to purchase or sell the asset.

#### **2.15.1.2 Subsequent Measurement**

For purposes of subsequent measurement, financial assets are classified in four categories :

- Debt instruments at amortised cost
- Debt instruments at fair value through other comprehensive income (FVTOCI)
- Debt instruments, derivatives and equity instruments at fair value through profit and loss (FVTPL)
- Equity instruments measured at fair value through other comprehensive income (FVTOCI)

#### **2.15.2.1 Debt Instruments at Amortised Cost**

A 'debt instrument' is measured at the amortised cost if both the following conditions are met :

- (a) The asset is held within a business model whose objective is to hold assets for collecting contractual cash flows, and

- (b) Contractual terms of the asset give rise on specified dates to cash flows that are solely payments of principal and interest (SPPI) on the principal amount outstanding.

After initial measurement, such financial assets are subsequently measured at amortised cost using the effective interest rate (EIR) method. Amortised cost is calculated by taking into account any discount or premium on acquisition and fees or costs that are an integral part of the EIR. The EIR amortisation is included in finance income in the profit or loss. The losses arising from impairment are recognised in the profit or loss.

#### **2.15.2.2 Debt Instrument at FVTOCI**

A 'debt instrument' is classified as at the FVTOCI if both of the following criteria are met :

- (a) The objective of the business model is achieved both by collecting contractual cash flows and selling the financial assets, and
- (b) The asset's contractual cash flows represent SPPI.

Debt instruments included within the FVTOCI category are measured initially as well as at each reporting date at fair value. Fair value movements are recognized in the other comprehensive income (OCI). However, the company recognizes interest income, impairment losses & reversals and foreign exchange gain or loss in the P&L. On derecognition of the asset, cumulative gain or loss previously recognised in OCI is reclassified from the equity to P&L. Interest earned whilst holding FVTOCI debt instrument is reported as interest income using the EIR method.

#### **2.15.2.3 Debt Instrument at FVTPL**

FVTPL is a residual category for debt instruments. Any debt instrument, which does not meet the criteria for categorization as at amortized cost or as FVTOCI, is classified as at FVTPL.

In addition, the company may elect to designate a debt instrument, which otherwise meets amortized cost or FVTOCI criteria, as at FVTPL. However, such election is allowed only if doing so reduces or eliminates a measurement or recognition inconsistency (referred to as 'accounting mismatch'). The company has not designated any debt instrument as at FVTPL.

Debt instruments included within the FVTPL category are measured at fair value with all changes recognized in the P&L.

#### **2.15.2.4 Equity investments in Subsidiaries, Associates and Joint Ventures**

In accordance of Ind AS 101 (First time adoption of Ind AS), the carrying amount of these investments as per previous GAAP as on the date of transition is considered to be the deemed cost. Subsequently Investment in subsidiaries, associates and joint ventures are measured at cost.

In case of consolidated financial statement, Equity investments in associates and joint ventures are accounted as per equity method as prescribed in para 10 of Ind AS 28.

### **2.15.2.5 Other Equity Investment**

All other equity investments in scope of Ind AS 109 are measured at fair value through profit or loss.

For all other equity instruments, the company may make an irrevocable election to present in other comprehensive income subsequent changes in the fair value. The company makes such election on an instrument-by-instrument basis. The classification is made on initial recognition and is irrevocable.

If the company decides to classify an equity instrument as at FVTOCI, then all fair value changes on the instrument, excluding dividends, are recognized in the OCI. There is no recycling of the amounts from OCI to P&L, even on sale of investment. However, the company may transfer the cumulative gain or loss within equity.

Equity instruments included within the FVTPL category are measured at fair value with all changes recognized in the P&L.

### **2.15.2.6 Derecognition**

A financial asset (or, where applicable, a part of a financial asset or part of a group of similar financial assets) is primarily derecognised (i.e. removed from the Company's consolidated balance sheet) when :

- ❖ The rights to receive cash flows from the asset have expired, or
- ❖ The company has transferred its rights to receive cash flows from the asset or has assumed an obligation to pay the received cash flows in full without material delay to a third party under a 'pass-through' arrangement; and either (a) the company has transferred substantially all the risks and rewards of the asset, or (b) the company has neither transferred nor retained substantially all the risks and rewards of the asset, but has transferred control of the asset.

When the company has transferred its rights to receive cash flows from an asset or has entered into a pass-through arrangement, it evaluates if and to what extent it has retained the risks and rewards of ownership. When it has neither transferred nor retained substantially all of the risks and rewards of the asset, nor transferred control of the asset, the company continues to recognise the transferred asset to the extent of the company's continuing involvement. In that case, the company also recognises an associated liability. The transferred asset and the associated liability are measured on a basis that reflects the rights and obligations that the company has retained. Continuing involvement that takes the form of a guarantee over the transferred asset is measured at the lower of the original carrying amount of the asset and the maximum amount of consideration that the company could be required to repay.

### **2.15.2.7 Impairment of Financial Assets**

In accordance with Ind AS 109, the company applies expected credit loss (ECL) model for

measurement and recognition of impairment loss on the following financial assets and credit risk exposure :

- (a) Financial assets that are debt instruments, and are measured at amortised cost e.g., loans, debt securities, deposits, trade receivables and bank balance
- (b) Financial assets that are debt instruments and are measured as at FVTOCI
- (c) Lease receivables under Ind AS 17
- (d) Trade receivables or any contractual right to receive cash or another financial asset that result from transactions that are within the scope of Ind AS 11 and Ind AS 18

The company follows 'simplified approach' for recognition of impairment loss allowance on :

- ❖ Trade receivables or contract revenue receivables; and
- ❖ All lease receivables resulting from transactions within the scope of Ind AS 17

The application of simplified approach does not require the company to track changes in credit risk. Rather, it recognises impairment loss allowance based on lifetime ECLs at each reporting date, right from its initial recognition.

### **2.15.3 Financial Liabilities**

#### **2.15.3.1 Initial Recognition and Measurement**

The Company's financial liabilities include trade and other payables, loans and borrowings including bank overdrafts.

All financial liabilities are recognised initially at fair value and, in the case of loans and borrowings and payables, net of directly attributable transaction costs.

#### **2.15.3.2 Subsequent Measurement**

The measurement of financial liabilities depends on their classification, as described below :

#### **2.15.3.3 Financial Liabilities at Fair Value through Profit or Loss**

Financial liabilities at fair value through profit or loss include financial liabilities held for trading and financial liabilities designated upon initial recognition as at fair value through profit or loss. Financial liabilities are classified as held for trading if they are incurred for the purpose of repurchasing in the near term. This category also includes derivative financial instruments entered into by the company that are not designated as hedging instruments in hedge relationships as defined by Ind AS 109. Separated embedded derivatives are also classified as held for trading unless they are designated as effective hedging instruments.

Gains or losses on liabilities held for trading are recognised in the profit or loss.

Financial liabilities designated upon initial recognition at fair value through profit or loss are designated as such at the initial date of recognition, and only if the criteria in Ind AS 109 are satisfied. For liabilities designated as FVTPL, fair value gains/ losses attributable to changes in own credit risk are recognized in OCI. These gains/ loss are not subsequently transferred to P&L. However, the company may transfer the cumulative gain or loss within equity. All other changes in fair value of such liability are recognised in the statement of profit or loss. The company has not designated any financial liability as at fair value through profit and loss.

#### **2.15.3.4 Financial Liabilities at Amortised Cost**

After initial recognition, these are subsequently measured at amortised cost using the effective interest rate method. Gains and losses are recognised in profit or loss when the liabilities are derecognised as well as through the effective interest rate amortisation process. Amortised cost is calculated by taking into account any discount or premium on acquisition and fees or costs that are an integral part of the effective interest rate. The effective interest rate amortisation is included as finance costs in the statement of profit and loss. This category generally applies to borrowings.

#### **2.15.3.5 Derecognition**

A financial liability is derecognised when the obligation under the liability is discharged or cancelled or expires. When an existing financial liability is replaced by another from the same lender on substantially different terms, or the terms of an existing liability are substantially modified, such an exchange or modification is treated as the derecognition of the original liability and the recognition of a new liability. The difference between the carrying amount of a financial liability (or part of a financial liability) extinguished or transferred to another party and the consideration paid, including any non-cash assets transferred or liabilities assumed, shall be recognised in profit or loss.

#### **2.15.4 Reclassification of Financial Assets**

The company determines classification of financial assets and liabilities on initial recognition. After initial recognition, no reclassification is made for financial assets which are equity instruments and financial liabilities. For financial assets which are debt instruments, a reclassification is made only if there is a change in the business model for managing those assets. Changes to the business model are expected to be infrequent. The company's senior management determines change in the business model as a result of external or internal changes which are significant to the company's operations. Such changes are evident to external parties. A change in the business model occurs when the company either begins or ceases to perform an activity that is significant to its operations. If the company reclassifies financial assets, it applies the reclassification prospectively from the reclassification date which is the first day of the immediately next reporting period following the change in business model. The Company does not restate any previously recognised gains, losses (including impairment gains or losses) or interest.



The following table shows various reclassifications and how they are accounted for

<b>Original Classification</b>	<b>Revised Classification</b>	<b>Accounting Treatment</b>
Amortised cost	FVTPL	Fair value is measured at reclassification date. Difference between previous amortized cost and fair value is recognised in P&L.
FVTPL	Amortised Cost	Fair value at reclassification date becomes its new gross carrying amount. EIR is calculated based on the new gross carrying amount.
Amortised cost	FVTOCI	Fair value is measured at reclassification date. Difference between previous amortised cost and fair value is recognised in OCI. No change in EIR due to reclassification.
FVTOCI	Amortised cost	Fair value at reclassification date becomes its new amortised cost carrying amount. However, cumulative gain or loss in OCI is adjusted against fair value. Consequently, the asset is measured as if it had always been measured at amortised cost.
FVTPL	FVTOCI	Fair value at reclassification date becomes its new carrying amount. No other adjustment is required.
FVTOCI	FVTPL	Assets continue to be measured at fair value. Cumulative gain or loss previously recognized in OCI is reclassified to P&L at the reclassification date.

### 2.15.5 Offsetting of Financial Instruments

Financial assets and financial liabilities are offset and the net amount is reported in the consolidated balance sheet if there is a currently enforceable legal right to offset the recognised amounts and there is an intention to settle on a net basis, to realise the assets and settle the liabilities simultaneously.

### 2.16 Borrowing Costs

Borrowing costs are expensed as incurred except where they are directly attributable to the acquisition, construction or production of qualifying assets i.e. the assets that necessarily takes substantial period of time to get ready for intended use, in which case they are capitalised as part of the cost of those asset up to the date when the qualifying asset is ready for its intended use.

## 2.17 Taxation

Income tax expense represents the sum of the tax currently payable and deferred tax.

Current tax is the amount of income taxes payable (recoverable) in respect of the taxable profit (tax loss) for a period. Taxable profit differs from “profit before income tax” as reported in the statement of profit or loss and other comprehensive income because it excludes items of income or expense that are taxable or deductible in other years and it further excludes items that are never taxable or deductible. The company’s liability for current tax is calculated using tax rates that have been enacted or substantively enacted by the end of the reporting period.

Deferred tax liabilities are generally recognised for all taxable temporary differences. Deferred tax assets are generally recognised for all deductible temporary difference to the extent that it is probable that taxable profits will be available against which those deductible temporary differences can be utilised. Such assets and liabilities are not recognised if the temporary difference arises from goodwill or from the initial recognition (other than in a business combination) of other assets and liabilities in a transaction that affects neither the taxable profit nor the accounting profit.

Deferred tax liabilities are recognised for taxable temporary differences associated with investments in subsidiaries and associates, except where the company is able to control the reversal of the temporary difference and it is probable that the temporary difference will not reverse in the foreseeable future. Deferred tax assets arising from deductible temporary differences associated with such investments and interests are only recognised to the extent that it is probable that there will be sufficient taxable profits against which to utilise the benefits of the temporary differences.

The carrying amount of deferred tax assets is reviewed at the end of each reporting period and reduced to the extent that it is no longer probable that sufficient taxable profits will be available to allow all or part of the asset to be recovered. Unrecognised deferred tax assets are reassessed at the end of each reporting year and are recognised to the extent that it has become probable that sufficient taxable profit will be available to allow all or part of the deferred tax asset to be recovered.

Deferred tax assets and liabilities are measured at the tax rates that are expected to apply in the period in which the liability is settled or the asset is realised, based on tax rate (and tax laws) that have been enacted or substantively enacted by the end of the reporting period.

The measurement of deferred tax liabilities and assets reflects the tax consequences that would follow from the manner in which the company expects, at the end of the reporting period, to recover or settle the carrying amount of its assets and liabilities.

Current and deferred tax are recognised in profit or loss, except when they relate to items that are recognised in other comprehensive income or directly in equity, in which case, the current and deferred tax are also recognised in other comprehensive income or directly in equity respectively. Where current tax or deferred tax arises from the initial accounting for a business combination, the tax effect is included in the accounting for the business combination.

## **2.18 Employee Benefits**

### **2.18.1 Short-term Benefits**

All short term employee benefits are recognized in the period in which they are incurred.

### **2.18.2 Post-employment Benefits and Other Long Term Employee Benefits**

#### **2.18.2.1 Defined Contributions Plans**

A defined contribution plan is a post-employment benefit plan for Provident fund and Pension under which the company pays fixed contribution into fund maintained by a separate statutory body (Coal Mines Provident Fund) constituted under an enactment of law and the company will have no legal or constructive obligation to pay further amounts. Obligations for contributions to defined contribution plans are recognised as an employee benefit expense in the statement of profit and loss in the periods during which services are rendered by employees.

#### **2.18.2.2 Defined Benefits Plans**

A defined benefit plan is a post-employment benefit plan other than a defined contribution plan. Gratuity, leave encashment are defined benefit plans (with ceilings on benefits). The company's net obligation in respect of defined benefit plans is calculated by estimating the amount of future benefit that employees have earned in return of their service in the current and prior periods. The benefit is discounted to determine its present value and reduced by the fair value of plan assets, if any. The discount rate is based on the prevailing market yields of Indian Government securities as at the reporting date that have maturity dates approximating the terms of the company's obligations and that are denominated in the same currency in which the benefits are expected to be paid.

The application of actuarial valuation involves making assumptions about discount rate, expected rates of return on assets, future salary increases, mortality rates etc. Due to the long term nature of these plans, such estimates are subject to uncertainties. The calculation is performed at each balance sheet by an actuary using the projected unit credit method. When the calculation results in to the benefit to the company, the recognised asset is limited to the present value of the economic benefits available in the form of any future refunds from the plan or reduction in future contributions to the plan. An economic benefit is available to the company if it is realisable during the life of the plan, or on settlement of plan liabilities.

Re-measurement of the net defined benefit liability, which comprise actuarial gain and losses considering the return on plan assets (excluding interest) and the effects of the assets ceiling (if any, excluding interest) are recognised immediately in the other comprehensive income. The Company determines the net interest expense (income) on the net defined benefit liability (asset) for the period by applying the discount rate used to measure the defined benefit obligation at the beginning of the annual period to the then net defined benefit liability (asset), taking into account any changes in the

net defined benefit liability (asset) during the period as a result of contributions and benefit payments. Net interest expense and other expenses related to defined benefit plans are recognised in profit and loss.

When the benefits of the plan are improved, the portion of the increased benefit relating to past service by employees is recognised as expense immediately in the statement of profit and loss.

### **2.18.3 Other Employee Benefits**

Certain other employee benefits namely benefit on account of LTA, LTC, Life Cover scheme, Group personal Accident insurance scheme, settlement allowance, post-retirement medical benefit scheme and compensation to dependents of deceased in mine accidents etc., are also recognised on the same basis as described above for defined benefits plan. These benefits do not have specific funding.

### **2.19 Foreign Currency**

The Company's reported currency and the functional currency for majority of its operations is in Indian Rupees (INR) being the principal currency of the economic environment in which it operates.

Transactions in foreign currencies are converted into the reported currency of the company using the exchange rate prevailing at the transaction date. Monetary assets and liabilities denominated in foreign currencies outstanding at the end of the reporting period are translated at the exchange rates prevailing as at the end of reporting period. Exchange differences arising on the settlement of monetary assets and liabilities or on translating monetary assets and liabilities at rates different from those at which they were translated on initial recognition during the period or in previous financial statements are recognised in statement of profit and loss in the period in which they arise.

Non-monetary items denominated in foreign currency are valued at the exchange rates prevailing on the date of transactions.

### **2.20 Stripping Activity Expense/Adjustment**

In case of opencast mining, the mine waste materials ("overburden") which consists of soil and rock on the top of coal seam is required to be removed to get access to the coal and its extraction. This waste removal activity is known as 'Stripping'. In opencast mines, the company has to incur such expenses over the life of the mine (as technically estimated by CMPDIL and recorded in the project report).

Therefore, as a policy, in the mines with rated capacity of one million tonnes per annum and above, cost of Stripping is charged on technically evaluated average stripping ratio (COAL:OB) at each mine with due adjustment for stripping activity asset and ratio-variance account after the mines are brought to revenue. Net of balances of stripping activity asset and ratio variance at the Balance

Sheet date is shown as Stripping Activity Adjustment under the head Non - Current Assets/ Non-Current Provisions as the case may be.

The reported quantity of overburden as per record is considered in calculating the ratio for OBR accounting where the variance between reported quantity and measured quantity is within the lower of the two alternative permissible limits, as detailed hereunder :

Annual Quantum of OBR Of the Mine	Permissible limits of variance	
	I	II
	%	Quantum (in Mill. Cu. Mtr.)
Less than 1 Mill. CUM	+/- 5%	0.03
Between 1 and 5 Mill. CUM	+/- 3%	0.20
More than 5 Mill. CUM	+/- 2%	

However, where the variance is beyond the permissible limits as above, the measured quantity is considered.

In case of mines with rated capacity of less than one million tonne, the above policy is not applied and actual cost of stripping activity incurred during the year is recognised in Statement of Profit and Loss.

## 2.21 Inventories

### 2.21.1 Stock of Coal

Inventories of coal/coke are stated at lower of cost and net realisable value. Cost of inventories are calculated using the First in First out method. Net realisable value represents the estimated selling price for inventories less all estimated costs of completion and costs necessary to make the sale.

Book stock of coal is considered in the accounts where the variance between book stock and measured stock is upto +/- 5% and in cases where the variance is beyond +/- 5% the measured stock is considered. Such stock are valued at net realisable value or cost whichever is lower. Coke is considered as a part of stock of coal.

Coal & coke-fines are valued at lower of cost or net realisable value and considered as a part of stock of coal.

Slurry (coking/semi-coking), middling of washeries and by products are valued at net realisable value and considered as a part of stock of coal.

### **2.21.2 Stores & Spares**

The Stock of stores & spare parts (which also includes loose tools) at central & area stores are considered as per balances appearing in priced stores ledger and are valued at cost calculated on the basis of weighted average method. The inventory of stores & spare parts lying at collieries / sub-stores / drilling camps/ consuming centres are considered at the yearend only as per physically verified stores and are valued at cost.

Provisions are made at the rate of 100% for unserviceable, damaged and obsolete stores and spares and at the rate of 50% for stores & spares not moved for 5 years.

### **2.21.3 Other Inventories**

Workshop jobs including work-in-progress are valued at cost. Stock of press jobs (including work in progress) and stationary at printing press and medicines at central hospital are valued at cost.

However, Stock of stationery (other than lying at printing press), bricks, sand, medicine (except at Central Hospitals), aircraft spares and scraps are not considered in inventory considering their value not being significant.

## **2.22 Provisions, Contingent Liabilities &Contingent Assets**

Provisions are recognized when the company has a present obligation (legal or constructive) as a result of a past event, and it is probable that an outflow of economic benefits will be required to settle the obligation and a reliable estimate of the amount of the obligation can be made. Where the time value of money is material, provisions are stated at the present value of the expenditure expected to settle the obligation.

All provisions are reviewed at each balance sheet date and adjusted to reflect the current best estimate.

Where it is not probable that an outflow of economic benefits will be required, or the amount cannot be estimated reliably, the obligation is disclosed as a contingent liability, unless the probability of outflow of economic benefits is remote. Possible obligations, whose existence will only be confirmed by the occurrence or non-occurrence of one or more future uncertain events not wholly within the control of the company, are also disclosed as contingent liabilities unless the probability of outflow of economic benefits is remote.

Contingent Assets are not recognised in the financial statements. However, when the realisation of income is virtually certain, then the related asset is not a contingent asset and its recognition is appropriate.

### **2.23 Earnings per share**

Basic earnings per share are computed by dividing the net profit after tax by the weighted average number of equity shares outstanding during the period. Diluted earnings per shares is computed by

dividing the profit after tax by the weighted average number of equity shares considered for deriving basic earnings per shares and also the weighted average number of equity shares that could have been issued upon conversion of all dilutive potential equity shares.

## **2.24 Judgements, Estimates and Assumptions**

The preparation of the financial statements in conformity with Ind AS requires management to make estimates, judgements and assumptions that affect the application of accounting policies and the reported amounts of assets and liabilities, the disclosures of contingent assets and liabilities at the date of financial statements and the amount of revenue and expenses during the reported period. Application of accounting policies involving complex and subjective judgements and the use of assumptions in these financial statements have been disclosed. Accounting estimates could change from period to period. Actual results could differ from those estimates. Estimates and underlying assumptions are reviewed on an ongoing basis. Revisions to accounting estimate are recognised in the period in which the estimates are revised and, if material, their effects are disclosed in the notes to the financial statements.

### **2.24.1 Judgements**

In the process of applying the company's accounting policies, management has made the following judgements, which have the most significant effect on the amounts recognised in the consolidated financial statements :

#### **2.24.1.1 Formulation of Accounting Policies**

Accounting policies are formulated in a manner that result in financial statements containing relevant and reliable information about the transactions, other events and conditions to which they apply. Those policies need not be applied when the effect of applying them is immaterial.

In the absence of an Ind AS that specifically applies to a transaction, other event or condition, management has used its judgement in developing and applying an accounting policy that results in information that is :

- (a) relevant to the economic decision-making needs of users and
- (b) reliable in that financial statements:
  - (i) represent faithfully the financial position, financial performance and cash flows of the entity; (ii) reflect the economic substance of transactions, other events and conditions, and not merely the legal form; (iii) are neutral, i.e. free from bias; (iv) are prudent; and (v) are complete in all material respects on a consistent basis

In making the judgement management refers to, and considers the applicability of, the following sources in descending order :

- (a) the requirements in Ind ASs dealing with similar and related issues; and
- (b) the definitions, recognition criteria and measurement concepts for assets, liabilities, income and expenses in the Framework.

In making the judgement, management considers the most recent pronouncements of International Accounting Standards Board and in absence thereof those of the other standard-setting bodies that use a similar conceptual framework to develop accounting standards, other accounting literature and accepted industry practices, to the extent that these do not conflict with the sources in above paragraph.

The company operates in the mining sector (a sector where the exploration, evaluation, development production phases are based on the varied topographical and geo mining terrain spread over the lease period running over decades and prone to constant changes), the accounting policies whereof have evolved based on specific industry practices supported by research committees and approved by the various regulators owing to its consistent application over the last several decades. In the absence of specific accounting literature, guidance and standards in certain specific areas which are in the process of evolution. The company continues to strive to develop accounting policies in line with the development of accounting literature and any development therein shall be accounted for prospectively as per the procedure laid down above more particularly in Ind AS 8.

The financial statements are prepared on going concern basis using accrual basis of accounting.

#### **2.24.1.2 Materiality**

Ind AS applies to items which are material. Management uses judgment in deciding whether individual items or groups of item are material in the financial statements. Materiality is judged by reference to the size and nature of the item. The deciding factor is whether omission or misstatement could individually or collectively influence the economic decisions that users make on the basis of the financial statements. Management also uses judgement of materiality for determining the compliance requirement of the Ind AS. In particular circumstances either the nature or the amount of an item or aggregate of items could be the determining factor. Further an entity may also be required to present separately immaterial items when required by law.

#### **2.24.1.3 Operating lease**

The company has entered into lease agreements. The company has determined, based on an evaluation of the terms and conditions of the arrangements, such as the lease term not constituting a major part of the economic life of the commercial property and the fair value of the asset, that it retains all the significant risks and rewards of ownership of these properties and accounts for the contracts as operating leases.

#### **2.24.2 Estimates and assumptions**

The key assumptions concerning the future and other key sources of estimation uncertainty at the reporting date, that have a significant risk of causing a material adjustment to the carrying amounts of assets and liabilities within the next financial year, are described below. The company based its assumptions and estimates on parameters available when the consolidated financial statements were prepared. Existing circumstances and assumptions about future developments, however, may change due to market changes or circumstances arising that are beyond the control of the company. Such changes are reflected in the assumptions when they occur.

##### **2.24.2.1 Impairment of non-financial assets**

There is an indication of impairment if, the carrying value of an asset or cash generating unit



exceeds its recoverable amount, which is the higher of its fair value less costs of disposal and its value in use. Company considers individual mines as separate cash generating units for the purpose of test of impairment. The value in use calculation is based on a DCF model. The cash flows are derived from the budget for the next five years and do not include restructuring activities that the company is not yet committed to or significant future investments that will enhance the asset's performance of the CGU being tested. The recoverable amount is sensitive to the discount rate used for the DCF model as well as the expected future cash-inflows and the growth rate used for extrapolation purposes. These estimates are most relevant to other mining infrastructures. The key assumptions used to determine the recoverable amount for the different CGUs, are disclosed and further explained in respective notes.

#### **2.24.2.2 Taxes**

Deferred tax assets are recognised for unused tax losses to the extent that it is probable that taxable profit will be available against which the losses can be utilised. Significant management judgement is required to determine the amount of deferred tax assets that can be recognised, based upon the likely timing and the level of future taxable profits together with future tax planning strategies. Further details on taxes are disclosed in Note 38.

#### **2.24.2.3 Defined Benefit Plans**

The cost of the defined benefit gratuity plan and other post-employment medical benefits and the present value of the gratuity obligation are determined using actuarial valuations. An actuarial valuation involves making various assumptions that may differ from actual developments in the future. These include the determination of the discount rate, future salary increases and mortality rates.

Due to the complexities involved in the valuation and its long-term nature, a defined benefit obligation is highly sensitive to changes in these assumptions. All assumptions are reviewed at each reporting date. The parameter most subject to change is the discount rate. In determining the appropriate discount rate for plans operated in India, the management considers the interest rates of government bonds in currencies consistent with the currencies of the post-employment benefit obligation.

The mortality rate is based on publicly available mortality tables of the country. Those mortality tables tend to change only at interval in response to demographic changes. Future salary increases and gratuity increases are based on expected future inflation rate.

#### **2.24.2.4 Fair value measurement of Financial Instruments**

When the fair values of financial assets and financial liabilities recorded in the balance sheet cannot be measured based on quoted prices in active markets, their fair value is measured using valuation techniques including the DCF model. The inputs to these models are taken from observable markets where possible, but where this is not feasible, a degree of judgement is required in establishing fair values. Judgements include considerations of inputs such as liquidity risk, credit risk and volatility. Changes in assumptions about these factors could affect the reported fair value of financial instruments.

#### **2.24.2.5 Intangible Asset under Development**

The company capitalises intangible asset under development for a project in accordance with the accounting policy. Initial capitalisation of costs is based on management's judgement that technological and economic feasibility is confirmed, usually when a project report is formulated by Central Mine Planning and Design Institute Limited.

**2.24.2.6 Provision for Mine Closure, Site Restoration and Decommissioning Obligation**

In determining the fair value of the provision for Mine Closure, Site Restoration and Decommissioning Obligation, assumptions and estimates are made in relation to discount rates, the expected cost of site restoration and dismantling and the expected timing of those costs. The Company estimates provision using the DCF method considering life of the project/mine based on following assumptions :

- Estimated cost per hectare as specified in guidelines issued by ministry of Coal, Government of India
- The discount rate (pre tax rate) that reflect current market assessments of the time value of money and the risks specific to the liability.

**2.25 Abbreviation Used**

a.	CGU	Cash generating unit
b.	DCF	Discounted Cash Flow
c.	FVTOCI	Fair value through Other Comprehensive Income
d.	FVTPL	Fair value through Profit & Loss
e.	GAAP	Generally accepted accounting principal
f.	Ind AS	Indian Accounting Standards
g.	OCI	Other Comprehensive Income
h.	P&L	Profit and Loss
i.	PPE	Property, Plant and Equipment
j.	SPPI	Solely Payment of Principal and Interest

## STATEMENT OF CHANGES IN EQUITY FOR THE YEAR ENDED 31ST MARCH, 2017 – STANDALONE

(₹ in Crores)

**A. EQUITY SHARE CAPITAL**

Particulars	Balance as at 01.04.2015	Changes In Equity Share Capital during the year	Balance as at 31.03.2016	Balance as at 01.04.2016	Changes In Equity Share Capital during the year	Balance as at 31.03.2017
9400000 Equity Shares of ₹1000/- each	940.00	—	940.00	940.00	—	940.00

**B. OTHER EQUITY**

Particulars	Equity portion of Preference Share Capital	Other Reserves			General Reserve	Retained Earnings	Total	Non-Controlling Interest	Equity
		Capital Redemption reserve	Capital reserve	Sustainable Development Reserve					
<b>Balance as at 01.04.2015</b>	—	—	—	—	<b>1,863.20</b>	<b>3,315.78</b>	<b>5,178.98</b>	—	<b>5,178.98</b>
Changes in Accounting Policy	—	—	—	—	—	198.86	198.86	—	198.86
Prior Period Errors	—	—	—	—	—	(9.57)	(9.57)	—	(9.57)
<b>Restated balance as at 01.04.2015</b>	—	—	—	—	<b>1,863.20</b>	<b>3,505.07</b>	<b>5,368.27</b>	—	<b>5,368.27</b>
Additions during the year	—	—	—	—	—	—	—	—	—
Adjustments during the year	—	—	—	—	—	—	—	—	—
Total comprehensive income during the year	—	—	—	—	—	1,970.06	1,970.06	—	1,970.06
Appropriations									
Transfer to / from General reserve	—	—	—	—	95.74	(95.74)	—	—	—
Transfer to / from Other reserves	—	—	—	—	—	—	—	—	—
Interim Dividend	—	—	—	—	—	(1,457.00)	(1,457.00)	—	(1,457.00)
Final Dividend	—	—	—	—	—	(254.74)	(254.74)	—	(254.74)
Corporate Dividend tax	—	—	—	—	—	(348.47)	(348.47)	—	(348.47)
Pre-operative expenses	—	—	—	—	—	—	—	—	—
<b>Balance as at 31.03.2016</b>	—	—	—	—	<b>1,958.94</b>	<b>3,319.18</b>	<b>5,278.12</b>	—	<b>5,278.12</b>
<b>Balance as at 01.04.2016</b>	—	—	—	—	<b>1,958.94</b>	<b>3,319.18</b>	<b>5,278.12</b>	—	<b>5,278.12</b>
Additions during the year	—	—	—	—	—	—	—	—	—
Adjustments during the year	—	—	—	—	—	—	—	—	—
Changes in accounting policy or prior period errors	—	—	—	—	—	—	—	—	—
Total comprehensive income during the year	—	—	—	—	—	1,401.14	1,401.14	—	1,401.14
Adjustments during the year	—	—	—	—	—	—	—	—	—
Appropriations									
Transfer to / from General reserve	—	—	—	—	70.06	(70.06)	—	—	—
Transfer to / from Other reserves	—	—	—	—	—	—	—	—	—
Interim Dividend	—	—	—	—	—	(3,634.04)	(3,634.04)	—	(3,634.04)
Final Dividend	—	—	—	—	—	—	—	—	—
Corporate Dividend tax	—	—	—	—	—	(739.80)	(739.80)	—	(739.80)
Adjustment of Pre-operative expenses	—	—	—	—	—	—	—	—	—
<b>Balance as at 31.03.2017</b>	—	—	—	—	<b>2,029.00</b>	<b>276.42</b>	<b>2,305.42</b>	—	<b>2,305.42</b>

**NOTES TO THE STANDALONE FINANCIAL STATEMENTS AS AT 31ST MARCH, 2017**  
**NOTE 3 : PROPERTY , PLANT AND EQUIPMENTS**

(₹ in Crores)

Particulars	Freehold Land	Other Land	Land Reclamation/ Site Restoration Costs	Building (including water supply, roads and culverts)	Plant and Equipments	Tele-communication	Railway Signings	Furniture and Fixtures	Office Equipments	Vehicles	Aircraft	Other Mining Infrastructures	Surveyed off Assets	Others	Total
Carrying Amount:															
As at 1st April, 2015	16.87	258.13	479.75	167.09	1,095.56	1.66	14.86	5.59	13.20	6.43	—	106.87	71.73	—	2,237.74
Additions	0.62	301.40	—	13.20	300.67	0.13	—	2.15	13.83	2.95	—	72.35	7.09	—	714.39
Deletions/Adjustments	—	—	—	—	(9.11)	—	—	—	—	(0.02)	—	—	(2.68)	—	(11.81)
<b>As at 31st March, 2016</b>	<b>17.49</b>	<b>559.53</b>	<b>479.75</b>	<b>180.29</b>	<b>1,387.12</b>	<b>1.79</b>	<b>14.86</b>	<b>7.74</b>	<b>27.03</b>	<b>9.36</b>	<b>—</b>	<b>179.22</b>	<b>76.14</b>	<b>—</b>	<b>2,940.32</b>
As at 1st April, 2016	17.49	559.53	479.75	180.29	1,387.12	1.79	14.86	7.74	27.03	9.36	—	179.22	76.14	—	2,940.32
Additions	—	116.26	—	8.86	87.17	—	19.94	2.04	5.38	2.89	—	19.04	8.02	—	269.60
Deletions/Adjustments	—	(5.30)	—	—	(12.78)	—	(0.07)	(0.11)	0.04	(0.01)	—	—	(1.59)	—	(19.82)
<b>As at 31st March, 2017</b>	<b>17.49</b>	<b>670.49</b>	<b>479.75</b>	<b>189.15</b>	<b>1,461.51</b>	<b>1.79</b>	<b>34.73</b>	<b>9.67</b>	<b>32.45</b>	<b>12.24</b>	<b>—</b>	<b>198.26</b>	<b>82.57</b>	<b>—</b>	<b>3,190.10</b>
Depreciation and Impairment															
Charge for the year	—	25.10	50.43	8.59	244.21	0.14	2.88	1.94	4.67	1.20	—	18.89	—	—	358.05
Impairment	—	—	—	—	—	—	—	—	—	—	—	2.96	37.97	—	40.93
Deletions/Adjustments	—	—	—	—	(2.05)	—	0.26	—	—	—	—	1.15	—	—	(0.64)
<b>As at 31st March, 2016</b>	<b>—</b>	<b>25.10</b>	<b>50.43</b>	<b>8.59</b>	<b>242.16</b>	<b>0.14</b>	<b>3.14</b>	<b>1.94</b>	<b>4.67</b>	<b>1.20</b>	<b>—</b>	<b>23.00</b>	<b>37.97</b>	<b>—</b>	<b>398.34</b>
As at 1st April, 2016	—	25.10	50.43	8.59	242.16	0.14	3.14	1.94	4.67	1.20	—	23.00	37.97	—	398.34
Charge for the year	—	44.53	45.19	8.79	228.92	0.09	3.72	2.01	7.95	1.29	—	17.96	—	—	360.45
Impairment	—	—	—	—	—	—	—	—	—	—	—	2.03	8.42	—	10.45
Deletions/Adjustments	—	—	—	—	(4.84)	0.14	—	0.29	(0.46)	—	—	(0.67)	—	—	(5.54)
<b>As at 31st March, 2017</b>	<b>—</b>	<b>69.63</b>	<b>95.62</b>	<b>17.38</b>	<b>466.24</b>	<b>0.37</b>	<b>6.86</b>	<b>4.24</b>	<b>12.16</b>	<b>2.49</b>	<b>—</b>	<b>42.32</b>	<b>46.39</b>	<b>—</b>	<b>763.70</b>
Net Carrying Amount															
As at 31st March, 2017	17.49	600.86	384.13	171.77	995.27	1.42	27.87	5.43	20.29	9.75	—	155.94	36.18	—	2,426.40
As at 31st March, 2016	17.49	534.43	429.32	171.70	1,144.96	1.65	11.72	5.80	22.36	8.16	—	156.22	38.17	—	2,541.98
As at 1st April, 2015	16.87	258.13	479.75	167.09	1,095.56	1.66	14.86	5.59	13.20	6.43	—	106.87	71.73	—	2,237.74

# NOTES TO THE STANDALONE FINANCIAL STATEMENTS AS AT 31ST MARCH, 2017

## NOTE 3 : PROPERTY , PLANT AND EQUIPMENTS (Contd...)

(₹ in Crores)

Reconciliation of Carrying value as per Ind AS and Previous GAAP as on 01.04.2015

Particulars	Freehold Land	Other Land	Land Reclamation/ Site Restoration Costs	Building (including water supply, roads and culverts)	Plant and Equipments	Tele-communication	Railway Sidings	Furniture and Fixtures	Office Equipments	Vehicles	Aircraft	Other Mining Infrastructures	Surveyed off Assets	Others	Total
Gross Carrying Amount:															
As at 1st April, 2015	16.87	630.42	656.05	437.66	3,335.00	16.90	88.08	20.77	50.16	32.79	—	759.19	71.73	—	6,115.62
Accumulated Depreciation and Impairment															
As at 1st April, 2015	—	372.29	176.30	270.57	2,239.44	15.24	73.22	15.18	36.96	26.36	—	652.32	—	—	3,877.88
Net carrying Amount	16.87	258.13	479.75	167.09	1,095.56	1.66	14.86	5.59	13.20	6.43	—	106.87	71.73	—	2,237.74

1. **Other Land** : It includes Land acquired under Coal Bearing Areas (Acquisition and Development) Act, 1957 and Land Acquisition Act, 1984 and others."
2. Depreciation has been provided as per Significant Accounting Policy para no. 2.8 and as provided in Schedule-II of the Companies Act, 2013 as per the technical review of the estimated useful life of the assets has been done on 30th March, 2017 by the empowered committee set up wide office order no- CCJD(F) Sectt/2017/267, Dated-30.03.2017, there is no significant component having different useful life of value. Hence component accounting has not been considered.
3. Building includes electrical fittings, water supply arrangements, sanitary fittings and road & culverts in township.
4. Site Restoration cost is determined on the basis of approved Mine Closer Plan, recognised as a separate item in Property, Plant, Equipment and amortised over balance project/mines life.
5. Other Mining Infrastructure includes tangible, intangible developments and prospecting and boring.
6. During the current financial year, impairment in respect of Property Plant & Equipment amounting to ₹ 10.45 crore has been charged to Statement of Profit and Loss.
7. The Company has granted a right to occupy and use the assets of the company ( Gross carrying amount of ₹ 80.19 Crore and accumulated depreciation of ₹ 77.69 Crores to M/s Imperial Fastners Pvt. Ltd. for 20 years at a lease rent of ₹ 3.84 Crores (Refer para 11.1 of note 38).

## NOTES TO THE STANDALONE FINANCIAL STATEMENTS AS AT 31ST MARCH, 2017

### NOTE 4 : CAPITAL WIP

(₹ in Crores)

Particulars	Building (including water supply, roads and culverts)	Plant and Equipments	Railway Sidings	Development	Others	Total
<b>Carrying Amount:</b>						
As at 1st April, 2015	52.01	119.73	91.00	151.28	—	414.02
Additions	9.16	27.65	0.43	36.97		74.21
Capitalisation/ Deletions	(9.06)	(107.47)	—	(55.70)		(172.23)
<b>As at 31st March, 2016</b>	<b>52.11</b>	<b>39.91</b>	<b>91.43</b>	<b>132.55</b>	—	<b>316.00</b>
As at 1st April, 2016	52.11	39.91	91.43	132.55	—	316.00
Additions	59.01	45.77	756.41	17.24		878.43
Capitalisation/ Deletions	(7.52)	(21.60)	—	(1.85)		(30.97)
<b>As at 31st March, 2017</b>	<b>103.60</b>	<b>64.08</b>	<b>847.84</b>	<b>147.94</b>	—	<b>1,163.46</b>
<b>Provision and Impairment</b>						
Charge for the year	0.55	2.57	3.85	6.76	—	13.73
Impairment	—	—	—	—	—	—
Deletions/Adjustments	—	0.01	(0.26)	(0.88)	—	(1.13)
<b>As at 31st March, 2016</b>	<b>0.55</b>	<b>2.58</b>	<b>3.59</b>	<b>5.88</b>	—	<b>12.60</b>
As at 1st April, 2016	0.55	2.58	3.59	5.88	—	12.60
Charge for the year	1.05	0.53	4.11	3.94	—	9.63
Impairment	—	—	—	—	—	—
Deletions/Adjustments	—	—	—	—	—	—
<b>As at 31st March, 2017</b>	<b>1.60</b>	<b>3.11</b>	<b>7.70</b>	<b>9.82</b>	—	<b>22.23</b>
<b>Net Carrying Amount</b>						
<b>As at 31st March, 2017</b>	<b>102.00</b>	<b>60.97</b>	<b>840.14</b>	<b>138.12</b>	—	<b>1,141.23</b>
<b>As at 31st March, 2016</b>	<b>51.56</b>	<b>37.33</b>	<b>87.84</b>	<b>126.67</b>	—	<b>303.40</b>
As at 1st April, 2015	52.01	119.73	91.00	151.28	—	414.02

## NOTES TO THE STANDALONE FINANCIAL STATEMENTS AS AT 31ST MARCH, 2017

### NOTE 4 : CAPITAL WIP (Contd...)

#### Reconciliation of Carrying value as per Ind AS and Previous GAAP as on 01.04.2015

Particulars	Building (including water supply, roads and culverts)	Plant and Equipments	Railway Sidings	Development	Others	Total
<b>Gross Carrying Amount</b>						
As at 1st April, 2015	62.53	132.02	136.74	188.12	—	519.41
<b>Provision and Impairment</b>						
As at 1st April, 2015	10.52	12.29	45.74	36.84	—	105.39
<b>Net Carrying Amount</b>	<b>52.01</b>	<b>119.73</b>	<b>91.00</b>	<b>151.28</b>	<b>—</b>	<b>414.02</b>

- (i) For machinery/assets, which could not be put to use for more than three years from the date of purchase/ acquisition, net provision equivalent to depreciation w.e.f. the fourth year from the date of purchase/acquisition has been made during the year amounting to ₹ 9.63 Crs. (previous year ₹ 12.60 Crs.) shown under note 33 of the financial statements. Total provision as on 31.03.2017 is ₹ 127.62 Crs. (previous year ₹ 117.99 Crs.), and provision for loss of assets made in earlier years has been retained.
- (ii) CIL in its 310th Board Meeting held on 08.11.2014 has approved the revised cost estimate of ₹ 3571.69 Crs (₹ 1588.65 Crs. for Tori-Shivpur Section and ₹ 1983.04 Crs. for Shivpur-Kathotia Section) for construction of Tori-Shivpur-Kathotia New BG Rail line project for facilitating evacuation of coal and funding the amount by CCL. Subsequently it has been decided that construction of Shivpur- Kathotia will be undertaken by JCRL, a subsidiary company in which CCL has substantial control. CCL has deposited ₹ 1764.46 Crs. against which grant of ₹ 179.54 Crs. from CCDAC has been received upto the period ended 31.03.2017. Against the deposited amount of ₹ 1764.46 Cr expenditure incurred by east central railway of ₹ 738.38 Crs., ₹ 0.23 Crs on account of Tori Shivpur railway line, ashoka siding. Expenditure incurred upto 31.03.2017 on Tori Shivpur Rail Line amounting to ₹ 738.38 Crs, has been recognised as Enabling Assets and shown under WIP under the head Railway Siding. Balance amount of ₹ 850.27 Crs. has been shown as Capital Advance in Note – 10. Remaining ₹ 175.58 Crs. deposited with EC Railway for the project Shivpur-Kathotia has been transferred to JCRL (Refer Note – 10).

## NOTES TO THE STANDALONE FINANCIAL STATEMENTS AS AT 31ST MARCH, 2017

### NOTE 5 : EXPLORATION AND EVALUATION ASSETS

(₹ in Crores)

	Exploration and Evaluation Costs
<b>Carrying Amount</b>	
As at 1st April, 2015	173.83
Additions	32.49
Deletions/Adjustments	(5.18)
<b>As at 31st March, 2016</b>	<b>201.14</b>
As at 1st April, 2016	201.14
Additions	36.69
Deletions/Adjustments	
<b>As at 31st March, 2017</b>	<b>237.83</b>
<b>Provision and Impairment</b>	
Charge for the year	—
Impairment	—
Deletions/Adjustments	—
<b>As at 31st March, 2016</b>	<b>—</b>
As at 1st April, 2016	—
Charge for the year	—
Impairment	—
Deletions/Adjustments	0.67
<b>As at 31st March, 2017</b>	<b>0.67</b>
<b>Net Carrying Amount</b>	
<b>As at 31st March, 2017</b>	<b>237.16</b>
<b>As at 31st March, 2016</b>	<b>201.14</b>
<b>As at 1st April, 2015</b>	<b>173.83</b>
<b>Reconciliation of Carrying value as per Ind AS and Previous GAAP as on 01.04.2015</b>	
<b>Gross Carrying Amount</b>	
As at 1st April, 2015	176.04
<b>Provision and Impairment</b>	
As at 1st April, 2015	2.21
<b>Net Carrying Amount</b>	<b>173.83</b>



**NOTES TO THE STANDALONE FINANCIAL STATEMENTS  
AS AT 31ST MARCH, 2017**

**NOTE 6 : OTHER INTANGIBLE ASSETS**

(₹ in Crores)

	Computer Software	Coal Blocks meant for sale	Others	Total
<b>Carrying Amount</b>				
As at 1st April, 2015	4.74	1.71	—	6.45
Additions	5.14	—	—	5.14
Deletions/Adjustments	(4.74)	—	—	(4.74)
<b>As at 31st March, 2016</b>	<b>5.14</b>	<b>1.71</b>	<b>—</b>	<b>6.85</b>
As at 1st April, 2016	5.14	1.71	—	6.85
Additions	0.07	—	—	0.07
Deletions/Adjustments	—	—	—	—
<b>As at 31st March, 2017</b>	<b>5.21</b>	<b>1.71</b>	<b>—</b>	<b>6.92</b>
<b>Amortisation and Impairment</b>				
Charge for the year	1.60	—	—	1.60
Impairment	—	—	—	—
Deletions/Adjustments	—	—	—	—
<b>As at 31st March, 2016</b>	<b>1.60</b>	<b>—</b>	<b>—</b>	<b>1.60</b>
As at 1st April, 2016	1.60	—	—	1.60
Charge for the year	1.73	—	—	1.73
Impairment	—	—	—	—
Deletions/Adjustments	—	—	—	—
<b>As at 31st March, 2017</b>	<b>3.33</b>	<b>—</b>	<b>—</b>	<b>3.33</b>
<b>Net Carrying Amount</b>				
<b>As at 31st March, 2017</b>	<b>1.88</b>	<b>1.71</b>	<b>—</b>	<b>3.59</b>
<b>As at 31st March, 2016</b>	<b>3.54</b>	<b>1.71</b>	<b>—</b>	<b>5.25</b>
<b>As at 1st April, 2015</b>	<b>4.74</b>	<b>1.71</b>	<b>—</b>	<b>6.45</b>

**Reconciliation of Carrying value as per Ind AS and Previous GAAP as on 01.04.2015**

<b>Gross Carrying Amount</b>				
As at 1st April, 2015	4.74	1.71	—	6.45
<b>Provision and Impairment</b>				
As at 1st April, 2015	—	—	—	—
<b>Net Carrying Amount</b>	<b>4.74</b>	<b>1.71</b>	<b>—</b>	<b>6.45</b>

## NOTES TO THE STANDALONE FINANCIAL STATEMENTS AS AT 31ST MARCH, 2017

### NOTE 7 : INVESTMENTS

(₹ in Crores)

	No. Shares Held	As at 31.03.2017	As at 31.03.2016 (Restated)	As at 01.04.2015 (Restated)
<b>Non Current</b>				
<b>Investment in Shares</b>				
Equity Shares in Subsidiary Company -JCRL	32,00,000	3.20	—	—
<b>Other Investments</b>				
Share Application Money -JCRL*		28.80	—	—
In Secured Bonds		—	—	—
In Co-operative Shares		—	—	—
<b>Total</b>		<b>32.00</b>	<b>—</b>	<b>—</b>
Aggregate amount of quoted investments		—	—	—
Market value of quoted investments		—	—	—
Aggregate amount of unquoted investments		32.00	—	—
Aggregate amount of impairment in value of investments		—	—	—

\*The company has paid ₹ 28.80 Crs. towards Share application money to JCRL in terms of Board Resolution passed in 431st Board meeting held on 8th November, 2016 and shares have been allotted on 08.05.2017.

## NOTES TO THE STANDALONE FINANCIAL STATEMENTS AS AT 31ST MARCH, 2017

### NOTE 7 : INVESTMENTS (Contd...)

(₹ in Crores)

	Number of Units Current Year/ (Previous Year)	Face Value per unit (In ₹)	As at 31.03.2017	As at 31.03.2016 (Restated)	As at 01.04.2015 (Restated)
<b>Current</b>					
<b>Mutual Fund Investment</b>					
UTI Mutual Fund	—	—	—	—	—
SBI Mutual Fund	/3184164.956	1000	—	—	319.45
Canara Robeco Mutual Fund	/487080.375	1000	—	—	48.98
Union KBC Mutual Fund	/259215.922	1000	—	—	25.94
<b>Other Investments</b>					
8.5% Tax Free Special Bonds (Fully Paid Up)		—	—	—	—
(On Securitisation of Trade Receivables)					
Major State Wise Break Up					
— UP			—	—	8.09
— Haryana			—	—	1.33
<b>Total</b>			<b>—</b>	<b>—</b>	<b>403.79</b>
Aggregate of Quoted Investment			—	—	—
Market value of Quoted Investment			—	—	—
Aggregate of unquoted investments			—	—	403.79
Aggregate amount of impairment in value of investments			—	—	—

Details of Mutual Fund purchased and sold during the year :

(₹ in Crores)

PARTICULARS	TOTAL PURCHASED DURING THE YEAR		TOTAL REDEEMED DURING THE YEAR		DIVIDEND RECEIVED	
	No. of Units	Amount	No. of Units	Amount	No. of Units	Amount
UTI MUTUAL FUND	67,17,277.83	684.79	68,03,875.14	693.62	86,597.31	8.83
SBI MUTUAL FUND	1,12,01,395.46	1,123.78	1,13,29,033.69	1,136.59	1,27,638.22	12.81
CANARA ROBCO MUTUAL FUND	3,74,738.94	37.68	3,78,474.57	38.06	3,735.64	0.38
UNION KBC MUTUAL FUND	6,43,081.61	64.35	6,49,950.20	65.04	6,868.59	0.69
BOI AXA MUTUAL FUND	3,92,859.59	39.39	3,98,415.12	39.95	5,555.53	0.56
<b>TOTAL</b>	<b>1,93,29,353.43</b>	<b>1,949.99</b>	<b>1,95,59,748.72</b>	<b>1,973.26</b>	<b>2,30,395.29</b>	<b>23.27</b>

## NOTES TO THE STANDALONE FINANCIAL STATEMENTS AS AT 31ST MARCH, 2017

### NOTE 8 : LOANS

(₹ in Crores)

	As at 31.03.2017	As at 31.03.2016 (Restated)	As at 01.04.2015 (Restated)
<b>Non-Current</b>			
<b>Loans to Related Parties</b>			
— Secured, considered good	—	—	—
— Unsecured, considered good	—	—	—
— Doubtful	—	—	—
	—	—	—
Less: Provision for doubtful loans	—	—	—
	—	—	—
<b>Loans to Employees</b>			
— Secured, considered good	0.59	0.92	1.26
— Unsecured, considered good	—	—	—
— Doubtful	—	—	—
	0.59	0.92	1.26
Less: Provision for doubtful loans	—	—	—
	0.59	0.92	1.26
<b>Other Loans</b>			
— Secured, considered good	—	—	—
— Unsecured, considered good	—	—	—
— Doubtful	—	—	—
Less: Provision for doubtful loans	—	—	—
<b>TOTAL</b>	<b>0.59</b>	<b>0.92</b>	<b>1.26</b>
<b>CLASSIFICATION</b>			
Secured, considered good	0.59	0.92	1.26
Unsecured, Considered good	—	—	—
Doubtful	—	—	—
<b>Current</b>			
<b>Loans to Related Parties</b>			
— Secured, considered good	—	—	—
— Unsecured, considered good	—	—	—
— Doubtful	—	—	—
	—	—	—
Less: Provision for doubtful loans	—	—	—
	—	—	—

## NOTES TO THE STANDALONE FINANCIAL STATEMENTS AS AT 31ST MARCH, 2017

### NOTE 8 : LOANS (Contd...)

(₹ in Crores)

	As at 31.03.2017	As at 31.03.2016 (Restated)	As at 01.04.2015 (Restated)
<b>Loans to Employees</b>			
— Secured, considered good	—	—	—
— Unsecured, considered good	—	—	—
— Doubtful	—	—	—
	—	—	—
Less: Provision for doubtful loans	—	—	—
	—	—	—
<b>Other Loans</b>			
— Secured, considered good	—	—	—
— Unsecured, considered good	—	—	—
— Doubtful	—	—	—
	—	—	—
Less: Provision for doubtful loans	—	—	—
	—	—	—
<b>TOTAL</b>	<b>—</b>	<b>—</b>	<b>—</b>

#### CLASSIFICATION

Secured, considered good	—	—	—
Unsecured, Considered good	—	—	—
Doubtful	—	—	—

Particulars	Closing Balance		Maximum Amount Due Any Time During	
	Current Year (₹ in crores)	Previous Year (₹ in crores)	Current Year (₹ in crores)	Previous Year (₹ in crores)
Due by the Companies in which Directors of the Company is also a Director/Member	NIL	NIL	NIL	NIL
Due by the parties in which the Director(s) of Company is /are interested	NIL	NIL	NIL	NIL

#### Note:

Loan to Employees consists of House Building Advance of ₹ 0.58 Crs. (Previous Year ₹ 0.91) and Car Advance of ₹ 0.01 Crs. (Previous Year ₹ 0.01 Crs. )

## NOTES TO THE STANDALONE FINANCIAL STATEMENTS AS AT 31ST MARCH, 2017

### NOTE 9 : OTHER FINANCIAL ASSETS

(₹ in Crores)

	As at 31.03.2017	As at 31.03.2016 (Restated)	As at 01.04.2015 (Restated)
<b>Non Current</b>			
Bank Deposits	0.77	—	—
Deposits with bank under			
– Mine Closure Plan	721.48	574.82	435.76
– Shifting & Rehabilitation Fund scheme	—	—	
Receivable from Escrow Account for Mine Closure Expenses	—	—	—
Other deposits	—	958.19	958.19
Less : Provision for doubtful deposits	—	958.19	958.19
Other receivables	0.80	—	—
Less: Provision	—	—	—
<b>TOTAL</b>	<b>723.05</b>	<b>1,533.01</b>	<b>1,393.95</b>
<b>Current</b>			
Surplus Fund with CIL	45.14	25.20	—
Receivable from Escrow Account for Mine Closure Expenses	—	—	—
Current Account with Holding Company	—	—	—
Less: Provision for Doubtful Advances	—	—	—
Interest accrued on			
– Investments	—	0.20	0.60
– Bank Deposits	47.64	126.07	97.42
– Others	0.66	0.39	0.56
Other deposits (Mine Closure Plan)	150.71	129.84	108.60
Less : Provision for doubtful deposits	—	129.84	108.60
Claims receivables*	8.65	0.33	0.66
Less : Provision for doubtful claims	4.25	—	—
Other receivables**	122.89	103.06	103.00
Less : Provision for doubtful claims	3.55	1.83	0.94
<b>TOTAL</b>	<b>367.89</b>	<b>383.26</b>	<b>309.90</b>

---

**NOTES TO THE STANDALONE FINANCIAL STATEMENTS  
AS AT 31ST MARCH, 2017****NOTE 9 : OTHER FINANCIAL ASSETS (Contd...)**

1. Since coal became excisable w.e.f. 01.03.2011, Royalty and SED were considered as "Other Taxes" and excluded from the Transaction Value. Consequent upon the summon issued by the Directorate General of Central Excise Intelligence (DGCEI), New Delhi and discussion held thereon, CIL, Holding Company, who represented the issue, has advised to include Royalty and SED in the Transaction Value and pay Central Excise Duty under protest till the case pending in the Nine Member Bench of Hon'ble Supreme Court is disposed off. Accordingly ₹ 85.14 Crs. has been paid under protest against coal dispatched and on consumption of raw coal in washeries during the period from March'2011 to February'2013 and consequently supplementary bills have been raised for the said period to the tune of ₹ 79.95 Crs. Balance realizable amount of ₹ 5.89 Crs. from cash sales customers has been shown under the head "Claim Receivable-Sales". Out of ₹ 5.89 Crs, ₹ 2.44 Crs. is pending in the Hon'ble High Court, Kolkata and ₹ 1.20 Crs. is pending in the Hon'ble High Court, Jharkhand. Out of the balance ₹ 2.25 Crs. a provision of ₹ 1.91 Crs. has been made.
2. Total Deposit in Escrow Account related to mine closure of ₹ 872.19 Crs. (Previous Year ₹ 704.66 Crs.) including net interest accrued on Escrow Account of ₹ 148.96 Crs. (Previous Year ₹ 98.62 Crs.) refer note no. 21.
3. \*It includes subsidy receivable of ₹ 1.16 crores from CCDAC on account of Stowing and Protective Works for the financial year 2016-17
4. \*\*It includes fraudulent payment of ₹ 0.80 Crs. (refer para no. 11.14 of Note- 38)
5. Bank Deposits consists of deposits with Bank with initial maturity of more than 12 months.

## NOTES TO THE STANDALONE FINANCIAL STATEMENTS AS AT 31ST MARCH, 2017

### NOTE 10 : OTHER NON-CURRENT ASSETS

(₹ in Crores)

	As at 31.03.2017	As at 31.03.2016 (Restated)	As at 01.04.2015 (Restated)	
<b>(i) Capital Advances</b>	1,090.90	113.50	110.56	
Less : Provision for doubtful advances	0.02	1,090.88	1.21	112.29
	<u>1,090.90</u>	<u>1,090.88</u>	<u>1.21</u>	<u>112.29</u>
<b>(ii) Advances other than capital advances</b>				
(a) Security Deposit for utilities	3.39	3.54	3.53	
Less : Provision for doubtful deposits	—	3.39	0.14	3.40
	<u>3.39</u>	<u>3.54</u>	<u>0.14</u>	<u>3.40</u>
(b) Other Deposits	—	0.25	0.25	
Less : Provision for doubtful deposits	—	—	0.25	—
	<u>—</u>	<u>0.25</u>	<u>0.15</u>	<u>0.10</u>
(c) Advances to related parties*	175.58			
(d) Advance for Revenue	—	3.69	—	
Less : Provision for doubtful advances	—	—	3.69	—
	<u>—</u>	<u>3.69</u>	<u>—</u>	<u>—</u>
(e) Exploratory drilling work	—	—	—	
Less: Provision	—	—	—	—
	<u>—</u>	<u>—</u>	<u>—</u>	<u>—</u>
(f) Prepaid Expenses	—	—	—	
(g) Others	—	—	—	
<b>TOTAL</b>	<b><u>1,269.85</u></b>	<b><u>119.38</u></b>	<b><u>112.84</u></b>	

Particulars	Closing Balance		Maximum Amount Due at Any Time	
	Current Year	Previous Year	Current Year	Previous Year
	(₹ in crores)	(₹ in crores)	(₹ in crores)	(₹ in crores)
Due by the Companies in which Directors of the Company is also a Director/ Member (With name of the Companies)	NIL	NIL	NIL	NIL
Due by the parties in which the Director(s) of Company is /are interested	NIL	NIL	NIL	NIL

- Advance to related party represents Deposit with EC Railway amounting to ₹ 175.58 Crs. for the project work of Shivpur-Kathotia which has been transferred to JCRL (a subsidiary of the company) as recoverable advance since it is within the scope of work of JCRL. On receipt of revised DPR and Bankability Report from IRCON, decision regarding the subject project and conversion of advance to unsecured loan will be taken by the management accordingly.
- Capital Advance of ₹ 1090.88 Crs. Includes ₹ 850.27 Crs. given to EC Railway for construction of Tori-Shivpur Rail Line. (Refer Note-4)



## NOTES TO THE STANDALONE FINANCIAL STATEMENTS AS AT 31ST MARCH, 2017

### NOTE 11 : OTHER CURRENT ASSETS

(₹ in Crores)

	As at 31.03.2017		As at 31.03.2016 (Restated)		As at 01.04.2015 (Restated)	
(a) Advance for Revenue	74.69		111.01		92.75	
Less : Provision for doubtful advances	0.70	73.99	0.55	110.46	0.55	92.20
(b) Advance payment of statutory dues	396.23		190.79		120.47	
Less : Provision for doubtful advances	0.21	396.02	0.89	189.90	0.37	120.10
(c) Advance to Related Parties	—		—		—	
(d) Advance to Employees	29.68		87.03		104.77	
Less : Provision for doubtful advances	—	29.68	—	87.03	—	104.77
(e) Advance- Others	—		—		—	
Less : Provision for doubtful claims	—	—	—	—	—	—
(f) Deposits- Others	427.94		406.89		354.01	
Less: Provision	1.52	426.42	40.55	366.34	40.55	313.46
(g) CENVAT and VAT CREDIT Receivable	156.13		106.10		102.78	
Less: Provision	5.59	150.54	6.46	99.64	—	102.78
(h) MAT CREDIT ENTITLEMENT	—		—		—	
Less: Provision	—	—	—	—	—	—
(i) Prepaid Expenses	—		—		—	
(j) Claim Receivables- Others	456.57		405.36		408.92	
Less: Provision	7.29	449.28	—	405.36	—	408.92
<b>TOTAL</b>	<b>1,525.93</b>		<b>1,258.73</b>		<b>1,142.23</b>	

Particulars	Closing Balance		Maximum Amount Due at Any Time	
	Current Year	Previous Year	Current Year	Previous Year
	(₹ in crores)	(₹ in crores)	(₹ in crores)	(₹ in crores)
Due by the Companies in which Directors of the Company is also a Director/ Member (With name of the Companies)	NIL	NIL	NIL	NIL
Due by the parties in which the Director(s) of Company is /are interested	NIL	NIL	NIL	NIL

CENVAT and VAT Credit Receivable	As at 31.03.2017	As at 31.03.2016	As at 31.03.2015
CENVAT Credit Receivable	139.99	98.31	92.33
VAT Credit Receivable	16.14	7.79	10.45
<b>Total</b>	<b>156.13</b>	<b>106.10</b>	<b>102.78</b>

## NOTES TO THE STANDALONE FINANCIAL STATEMENTS AS AT 31ST MARCH, 2017

### NOTE 12 : INVENTORIES

(₹ in Crores)

	As at 31.03.2017	As at 31.03.2016 (Restated)	As at 01.04.2015 (Restated)
(a) Stock of Coal	1,926.28	1,314.27	1,178.54
Coal under Development	—	—	—
Less : Provision	1.11	0.65	—
Stock of Coal (Net)	1,925.17	1,313.62	1,178.54
(b) Stock of Stores & Spares (at cost)	208.04	210.68	206.66
Add: Stores-in-transit	1.53	3.16	1.25
Less : Provision	44.79	41.30	41.04
Net Stock of Stores & Spares (at cost)	164.78	172.54	166.87
(c) Stock of Medicine at Central Hospital	0.58	0.52	0.35
(d) Workshop Jobs:			
Work-in-progress and Finished Goods	4.76	3.59	2.70
Less: Provision	—	—	—
Net Stock of Workshop Jobs	4.76	3.59	2.70
(e) Press Jobs:			
Work-in-progress and Finished Goods	0.97	0.99	0.97
<b>Total</b>	<b>2,096.26</b>	<b>1,491.26</b>	<b>1,349.43</b>

- 1 Provision of ₹ 3.49 Crs. (P.Y. ₹ 0.26 Crs.) has been made during the period for unserviceable/damaged/obsolete stores and also for Stores & Spares unmoved for 5 years. Total provision of ₹ 44.79 Crs. (P.Y. ₹ 41.30 Crs.) as on 31.03.2017 is considered adequate.

**NOTES TO THE STANDALONE FINANCIAL STATEMENTS  
AS AT 31ST MARCH, 2017**

**ANNEXURE TO NOTE – 12**

(Qty in Lakh tonnes) (Value in ₹ Crores)

**Table – A**

**Reconciliation of Closing Stock of Raw Coal Adopted  
in the Financial Statements with Book Stock as at the end of the year**

	OVERALL STOCK		NON-VENDABLE STOCK/ MIXED STOCK		VENDABLE STOCK	
	Qty.	Value	Qty.	Value	Qty.	Value
1. (A) Opening Stock as on 01.04.2016	115.81	1,022.72	1.21	—	114.60	1,022.72
(B) Adjustment in Opening Stock	—	—	—	—	—	—
2. Production for the Year	670.47	13,354.57	—	—	670.47	13,354.57
3. Sub-Total ( 1+2)	786.28	14,377.29	1.21	—	785.07	14,377.29
4. Off- Take for the Year:						
(A) Outside Despatch	483.19	11,350.99	—	—	483.19	11,350.99
(B) Coal feed to Washeries	126.14	1,556.56	—	—	126.14	1,556.56
(C) Own Consumption	0.01	0.06	—	—	0.01	0.06
TOTAL (A)	609.34	12,907.61	—	—	609.34	12,907.61
5. Derived Stock	176.94	1,469.68	1.21	—	175.73	1,469.68
6. Measured Stock	174.09	1,448.43	1.18	—	172.91	1,448.43
7. Difference (5-6)	2.85	21.25	0.03	—	2.82	21.25
8. Break-up of Difference:						
(A) Excess within 5%	0.49	4.75	—	—	0.49	4.75
(B) Shortage within 5%	3.34	26.00	0.03	—	3.31	26.00
(C) Excess beyond 5%	—	—	—	—	—	—
(D) Shortage beyond 5%	—	—	—	—	—	—
9. Closing stock adopted in A/c.( 6 – 8A + 8B)	176.94	1,469.68	1.21	—	175.73	1,469.68

## NOTES TO THE STANDALONE FINANCIAL STATEMENTS AS AT 31ST MARCH, 2017

### ANNEXURE TO NOTE – 12 (Contd...)

(Qty in Lakh tonnes) (Value in ₹ Crores)

**Table – B**

#### Summary of Closing Stock of Coal/Coke etc.

	Raw Coal		Washed/Deshaled Coal				Other Products*		Total	
			Coking		Non-Coking					
	Qty	Value	Qty	Value	Qty	Value	Qty	Value	Qty	Value
Opening Stock (Audited)	115.81	1,022.72	1.87	58.19	2.67	43.89	11.83	189.47	132.18	1,314.27
Less: Non-vendable Coal/ Mixed Stock	1.21	—	—	—	—	—	—	—	1.21	—
Adjusted Opening Stock (Vendable)	114.60	1,022.72	1.87	58.19	2.67	43.89	11.83	189.47	130.97	1,314.27
Production	670.47	13,354.57	11.39	934.31	89.42	2,066.17	18.25	713.29	789.53	17,068.34
Offtake										
(A) Outside Despatch	483.19	11,350.99	12.24	934.49	83.38	1,945.15	16.56	669.08	595.37	14,899.71
(B) Coal feed to Washeries	126.14	1,556.56	—	—	—	—	—	—	126.14	1,556.56
(C) Own Consumption	0.01	0.06	—	—	—	—	—	—	0.01	0.06
Closing Stock	175.73	1,469.68	1.02	58.01	8.71	164.91	13.52	233.68	198.98	1,926.28
Less: Shortage	—	—	—	—	—	—	—	—	—	—
Closing Stock (Adopted)	175.73	1,469.68	1.02	58.01	8.71	164.91	13.52	233.68	198.98	1,926.28

1. Value of Despatch of Other Products includes value of Non Coking Slurry and Rejects, but quantity of Despatch does not include despatch of Non Coking Slurry 8773 MT (PY 9222 MT) and Rejects (Both Coking & Non Coking) 1029625 MT (PY 1151745 MT).
2. Closing Stock of Non Coking Slurry and Coking and Non Coking Rejects as on 31.03.2017 is 256946 MT (P.Y. 189071 MT) and 7979641 MT (P.Y. 8319867 MT) respectively.
3. Closing stock of coal is measured volumetrically and converted to weight (tonne) by applying the identified conversion factor. To take care of the inherent approximation error of volumetric measurement and subsequent conversion thereof to weight by applying a mathematically determined conversion factor, the variance of (+/-)5% between book stock and physical stock is ignored as per Accounting Policy of the Company being followed consistently over the years. As a result, net shortage within +/- 5% over Book Stock 3.31 Lakh tonne valuing ₹ 26.10 Crs. is remained unadjusted in the Books of Account.
4. Non-coking slurry and coking / non-coking rejects are valued at NIL in absence of availability of ready market. Sales are recognised on realisable basis.
5. The stock of Hard Coke, Breeze Coke and Coal Tar lying at Giridih Coke Plant amounting to ₹ 1.09 Crs. is very old and valued at old rate due to non- movement of the same against which 100% provision of ₹ 1.09 Crs has been made.
6. Old Coking Slurry stock at Kathara Washery and Swang Washery of 366354 MT and 48663 MT respectively are valued at old rate of ₹ 851.00 per tonne and ₹ 819.50 per tonne respectively.
7. Old Magnetite Stock of 269 Tones is lying idle at Rajhara Area since 1991 amounting to ₹ 0.02 Crs against which 100% provision of ₹ 0.02 Crs has been made.
8. Excise duty on closing stock has been considered on the basis of Grade Price. However, as per Accounting Policy of the Company, closing stock of coal coke etc. are valued at net realisable value or cost whichever is lower.

## NOTES TO THE STANDALONE FINANCIAL STATEMENTS AS AT 31ST MARCH, 2017

### NOTE 13 : TRADE RECEIVABLES

(₹ in Crores)

	As at 31.03.2017	As at 31.03.2016 (Restated)	As at 01.04.2015 (Restated)		
<b>Current</b>					
<b>Trade Receivables</b>					
Outstanding for a period exceeding six months from the due date					
Secured considered good	—	—	—		
Unsecured considered good	624.38	255.97	575.76		
Doubtful	550.24	660.38	518.02		
	1,174.62	916.35	1,093.78		
Less : Provision for bad & doubtful debts	550.24	624.38	660.38	255.97	518.02
					575.76
<b>Other Debts</b>					
Secured considered good	—	—	—		
Unsecured considered good	669.41	1,109.46	849.10		
Doubtful	325.78	68.80	45.13		
	995.19	1,178.26	894.23		
Less : Provision for bad & doubtful debts	325.78	669.41	68.80	1,109.46	45.13
					849.10
<b>Total</b>	<b>1,293.79</b>	<b>1,365.43</b>	<b>1,424.86</b>		

Particulars	Closing Balance		Maximum Amount Due at Any Time During	
	Current Year	Previous Year	Current Year	Previous Year
	(₹ in crores)	(₹ in crores)	(₹ in crores)	(₹ in crores)
Due by the Companies in which Directors of the Company is also a Director/Member (With name of the Companies)	Nil	Nil	Nil	Nil
Due by the parties in which the Director(s) of Company is /are interested	Nil	Nil	Nil	Nil

#### Movement of Provision against Trade Receivables

(₹ In Crs.)

PARTICULARS	AMOUNT
Opening Balance as on 01.04.2016	729.18
Add : Provision made during the year	487.44
Balance Provision	1,216.62
Less : Provision Withdrawn	340.60
<b>Balance provision against Trade Receivables as on 31.03.2017</b>	<b>876.02</b>

## NOTES TO THE STANDALONE FINANCIAL STATEMENTS AS AT 31ST MARCH, 2017

### NOTE 14 : CASH AND CASH EQUIVALENTS

(₹ in Crores)

	As at 31.03.2017	As at 31.03.2016 (Restated)	As at 01.04.2015 (Restated)
(a) Balances with Banks			
in Deposit Accounts	32.95	1,033.40	943.00
in Current Accounts	288.64	934.66	61.95
in Cash Credit Accounts	—	—	—
(b) Bank Balances outside India	—	—	—
(c) Cheques, Drafts and Stamps in hand	0.04	0.23	2.54
(d) Cash on hand	0.01	0.19	0.18
(e) Cash on hand outside India	—	—	—
(f) Others (Remittance in transit)	3.43	0.10	0.01
<b>Total Cash and Cash Equivalents</b>	<b>325.07</b>	<b>1,968.58</b>	<b>1,007.68</b>
(g) Bank Overdraft	—	—	—
<b>Total Cash and Cash Equivalents (net of Bank Overdraft)</b>	<b>325.07</b>	<b>1,968.58</b>	<b>1,007.68</b>

**Note:**

- 1 Balances with banks to the extent held as margin money or security against the borrowings, guarantees, other commitments is ₹ Nil.
- 2 Repatriation restrictions in respect of Cash and Bank balances is ₹ Nil.
- 3 Balance of Cash on Hand is as per Cash Verification Report certified by the management.
- 4 The bank guarantees issued by CCL on account of two court cases i.e. Ghisha Lal Goyal Vs CCL in case 08/01 and M/s Nav Shakti Fuels Vs CCL & Ors in FA No. 101/2007 and to The Secretary, Department of IT and E-Governance, Govt. of Jharkhand, Ranchi against lien secured by Deposits in Account no. 0404002100045433 for an amount of ₹ 4.10 Crs.

**NOTES TO THE STANDALONE FINANCIAL STATEMENTS  
AS AT 31ST MARCH, 2017**

**NOTE 15 : OTHER BANK BALANCES**

(₹ in Crores)

	<u>As at 31.03.2017</u>	<u>As at 31.03.2016 (Restated)</u>	<u>As at 01.04.2015 (Restated)</u>
Balances with Banks			
Deposit Accounts	1,349.08	2,090.19	2,395.58
Mine Closure Plan	—	—	—
Shifting and Rehabilitation Fund scheme	—	—	—
Escrow Account for Buyback of Shares	—	—	—
Unpaid Dividend Accounts	—	—	—
Dividend Accounts	—	—	—
<b>Total</b>	<u><b>1,349.08</b></u>	<u><b>2,090.19</b></u>	<u><b>2,395.58</b></u>

Deposits includes —

- (i) ₹ 5.41 Crs. deposited against the order of the Hon'ble High Court, Kolkata against a claim from customer.
- (ii) ₹ 25.47 Crs. deposited as per order of Hon'ble High Court, Kolkata against 20% extra price charged form parties during the period Nov. 2006 to April 2008.
- (iii) ₹ 13.68 Crs. Deposited against the order of the Hon'ble High Court, Jharkhand, case no. WP(C ) 4179 of 2016 against encashment of Bank Guarantee of M/s. Adhunik Alloys & Power Limited.

## NOTES TO THE STANDALONE FINANCIAL STATEMENTS AS AT 31ST MARCH, 2017

### NOTE 16 : EQUITY SHARE CAPITAL

(₹ in Crores)

	As at 31.03.2017	As at 31.03.2016 (Restated)	As at 01.04.2015 (Restated)
<b>AUTHORISED</b>			
1,10,00,000 Equity Shares of ₹ 1000/- each	1,100.00	1,100.00	1,100.00
<b>ISSUED, SUBSCRIBED AND PAID UP</b>			
94,00,000 Equity Shares of ₹ 1000/- each	940.00	940.00	940.00
<b>Total</b>	<b>940.00</b>	<b>940.00</b>	<b>940.00</b>

1. Out of the above 9399997 Shares are held by the holding company, Coal India Limited (CIL) and balance 3 shares are held by its nominees.
2. Shares in the company held by each shareholder holding more than 5% Shares

Name of Shareholder	As at 31.03.2017		As at 31.03.2016	
	No. of Shares Held (Face value of ₹ 1000 each)	“% of Total Shares”	No. of Shares Held (Face value of ₹ 1000 each)	“% of Total Shares”
Coal India Limited	9399997	100	9399997	100

3. During the period, the company has not issued or buy back any shares.
4. The Company has only one class of equity shares having a face value ₹ 1000/- per share. The holders of the equity shares are entitled to receive dividends as declared from time to time and are entitled to voting rights proportionate to their share holding at the meeting of shareholders. No larger dividend shall be declared than is recommended by the Board of Directors.



## NOTES TO THE STANDALONE FINANCIAL STATEMENTS AS AT 31ST MARCH, 2017

### NOTE 17 : OTHER EQUITY

(₹ in Crores)

Particulars	Equity portion of Preference Share Capital	Other Reserves			General Reserve	Retained Earnings	Non-Controlling Interest	Equity
		Capital Redemption reserve	Capital reserve	Sustainable Development Reserve				
Balance as at 01.04.2015	—	—	—	—	1,863.20	3,315.78	—	5,178.98
Changes in Accounting Policy	—	—	—	—	—	198.86	—	198.86
Prior Period Errors	—	—	—	—	—	(9.57)	—	(9.57)
<b>Restated balance as at 01.04.2015</b>	<b>—</b>	<b>—</b>	<b>—</b>	<b>—</b>	<b>1,863.20</b>	<b>3,505.07</b>	<b>—</b>	<b>5,368.27</b>
Additions during the year	—	—	—	—	—	—	—	—
Adjustments during the year	—	—	—	—	—	—	—	—
Total comprehensive income during the year	—	—	—	—	—	1,970.06	—	1,970.06
Appropriations								
Transfer to / from General reserve	—	—	—	—	95.74	(95.74)	—	—
Transfer to / from Other reserves	—	—	—	—	—	—	—	—
Interim Dividend	—	—	—	—	—	(1,457.00)	—	(1,457.00)
Final Dividend	—	—	—	—	—	(254.74)	—	(254.74)
Corporate Dividend tax	—	—	—	—	—	(348.47)	—	(348.47)
Pre-operative expenses	—	—	—	—	—	—	—	—
<b>Balance as at 31.03.2016</b>	<b>—</b>	<b>—</b>	<b>—</b>	<b>—</b>	<b>1,958.94</b>	<b>3,319.18</b>	<b>—</b>	<b>5,278.12</b>
<b>Balance as at 01.04.2016</b>	<b>—</b>	<b>—</b>	<b>—</b>	<b>—</b>	<b>1,958.94</b>	<b>3,319.18</b>	<b>—</b>	<b>5,278.12</b>
Additions during the Year	—	—	—	—	—	—	—	—
Adjustments during the Year	—	—	—	—	—	—	—	—
Changes in accounting policy or prior period errors	—	—	—	—	—	—	—	—
Total comprehensive income during the Year	—	—	—	—	—	1,401.14	—	1,401.14
Appropriations								
Transfer to / from General reserve	—	—	—	—	70.06	(70.06)	—	—
Transfer to / from Other reserves	—	—	—	—	—	—	—	—
Interim Dividend	—	—	—	—	—	(3,634.04)	—	(3,634.04)
Final Dividend	—	—	—	—	—	—	—	—
Corporate Dividend tax	—	—	—	—	—	(739.80)	—	(739.80)
Adjustment of Pre-operative expenses	—	—	—	—	—	—	—	—
<b>Balance as at 31.03.2017</b>	<b>—</b>	<b>—</b>	<b>—</b>	<b>—</b>	<b>2,029.00</b>	<b>276.42</b>	<b>—</b>	<b>2,305.42</b>

## NOTES TO THE STANDALONE FINANCIAL STATEMENTS AS AT 31ST MARCH, 2017

### NOTE 17 : OTHER EQUITY (Contd...)

**NOTE :**

1. Detail of Interim Dividend declared during the year:

(₹ in Crores)

Particulars	Date	Amount	Corporate Dividend Tax	Total
1st Interim Dividend	21.02.2017	897.70	182.75	1,080.45
2nd Interim Dividend	10.03.2017	997.34	203.03	1,200.37
3rd Interim Dividend	25.03.2017	564.00	114.82	678.82
4th Interim Dividend	31.03.2017	1,175.00	239.20	1,414.20
Total		3,634.04	739.80	4,373.84

2. During the year 5% of total comprehensive income for the year ( i.e. ₹ 70.06 crores ) has been transferred from Retained Earnings to General Reserve.

## NOTES TO THE STANDALONE FINANCIAL STATEMENTS AS AT 31ST MARCH, 2017

### NOTE 18 : BORROWINGS

(₹ in Crores)

	As at 31.03.2017	As at 31.03.2016 (Restated)	As at 01.04.2015 (Restated)
<b>Non-Current</b>			
<b>Term Loans</b>			
Export Development Corporation, Canada	—	—	—
Banque Nationale De Paris and Natexis Banque, France	—	—	—
<b>Loans from Related Parties</b>			
IRCON International Ltd.	—	—	—
Chattisgarh State Infrastructure Development Corpn Ltd.	—	—	—
Mahanadi Coalfields Limited (MCL)	1,200.00	—	—
Other Loans	—	—	—
<b>Total</b>	<b>1,200.00</b>	<b>—</b>	<b>—</b>
<b>CLASSIFICATION</b>			
Secured	—	—	—
Unsecured	1,200.00	—	—
<b>Current</b>			
Loans repayable on demand			
– From Banks	1,103.78	929.00	—
– From Other Parties	—	—	—
Loans from Related Parties (MCL)	—	—	—
Other Loans	—	—	—
<b>Total</b>	<b>1,103.78</b>	<b>929.00</b>	<b>—</b>
<b>CLASSIFICATION</b>			
Secured	1,103.78	929.00	—
Unsecured	—	—	—

## NOTES TO THE STANDALONE FINANCIAL STATEMENTS AS AT 31ST MARCH, 2017

### NOTE 18 : BORROWINGS (Contd...)

(₹ in Crores)

**CLASSIFICATION 2****Loan Guaranteed by Directors & Others**

Particulars of Loan	Amount in ₹ crores	Nature of Guarantee
N.A.	NIL	NA
N.A.	NIL	NA

**1. CASH CREDIT FACILITY**

The Company through its holding Company CIL entered into an agreement with the Consortium of bankers ( having State Bank of India as the lead Bank) to avail Cash Credit facilities for an aggregate sum of ₹ 55.00 Crs. and the said facilities shall be collaterally secured by creating hypothecation charge over the current assets comprising of Book Debts, Stock of Raw materials, Semi-finished and finished goods, Stores and Spares not relating to Plant & Equipment (Consumable Stores & Spares), both present and future jointly and severally in favour of the said Banks for a sum of ₹ 83.00 Crs. The extent of charge is 1.5 times the cash-credit limit of ₹ 55.00 Crs. The said facilities have not been availed by the Company during the period on account of fund based working capital.

2. A Unsecured Term Loan of ₹ 1500.00 Crores has been raised from Mahanadi Coalfields Limited (MCL), a subsidiary of Coal India Limited on 31.03.2017 for a period of 5 Years at an interest rate of 7.20% P.A. for business purpose. The loan is repayable quarterly @ ₹ 75 Crs. per Quarter. The amount of principal repayable within 1 year is ₹ 300.00 Crores has been shown in Note – 20 as Other Financial Liabilities-Current.

**3. Details of Loan against Fixed Deposits from the Banks are as follows :**

Name of Bank	FD No.	FD Amount	Loan Amount As on 31.03.2017
Bank of India	490045110008303	280.00	280.00
Bank of Baroda	170300017080	280.00	266.00
Uco Bank	20720310032831	150.00	150.00
Uco Bank	20720310033128	130.00	130.00
Bank of Baroda	00170300017069,70	110.00	104.00
Canara Bank	0377441000002/3	75.00	73.78
Corporation Bank	KCC/01/160608	193.00	100.00
<b>Total</b>		<b>1,218.00</b>	<b>1,103.78</b>

Name of Bank	FD No.	FD Amount	Loan Amount As on 31.03.2016
Andhra Bank	47820100065217	312.00	283.50
Bank of India	490045110007578	285.00	285.00
Bank of Baroda	170300016047	80.00	63.50
Syndicate Bank	7520/458/28(1)	285.00	166.18
Oriental Bank of Commerce	00033091000666	128.00	116.33
Oriental Bank of Commerce	00033091000710	16.00	14.49
<b>Total</b>		<b>1,106.00</b>	<b>929.00</b>

**NOTES TO THE STANDALONE FINANCIAL STATEMENTS  
AS AT 31ST MARCH, 2017**

**NOTE 19 : TRADE PAYABLES**

(₹ in Crores)

	As at 31.03.2017	As at 31.03.2016 (Restated)	As at 01.04.2015 (Restated)
<b>Current</b>			
Trade Payables for Micro, Small and Medium Enterprises	—	—	—
Other Trade Payables for			
Stores and Spares	109.77	147.35	105.08
Power and Fuel*	24.45	31.25	25.86
Others	—	—	—
<b>TOTAL</b>	<b>134.22</b>	<b>178.60</b>	<b>130.94</b>

**CLASSIFICATION**

Secured	—	—	—
Unsecured	134.22	178.60	130.94

\* Net of Advance of ₹ 121.10 Crs. Paid to EIPL (Refer para no. 11.6 of Note – 38)

**Note :**

1. Amount outstanding in foreign currency is NIL.
2. Period and amount of Continuing default as on Balance Sheet date in respect of loan and interest is NIL.
3. Deferred credit for more than 12 months on payment allowed directly by the supplier is Nil.

## NOTES TO THE STANDALONE FINANCIAL STATEMENTS AS AT 31ST MARCH, 2017

### NOTE 20 : OTHER FINANCIAL LIABILITIES

(₹ in Crores)

	<u>As at 31.03.2017</u>	<u>As at 31.03.2016 (Restated)</u>	<u>As at 01.04.2015 (Restated)</u>
<b>Non Current</b>			
Security Deposits	44.51	37.24	26.76
Earnest Money	0.77	0.23	—
Others	14.64	11.58	8.01
<b>TOTAL</b>	<b><u>59.92</u></b>	<b><u>49.05</u></b>	<b><u>34.77</u></b>
<b>Current</b>			
<b>Surplus Fund from Subsidiaries</b>			
Current Account with			
Holding Company	—	—	17.31
IICM	—	—	—
Current maturities of long-term debt*	300.00	—	—
Unpaid dividends**	—	—	—
Security Deposits	101.74	101.07	87.15
Earnest Money	145.57	62.37	101.74
Others	5.56	10.06	—
<b>TOTAL</b>	<b><u>552.87</u></b>	<b><u>173.50</u></b>	<b><u>206.20</u></b>

\* Refer Note- 18

\*\* No amount is due for the payment to Investor Educational Fund.

**NOTES TO THE STANDALONE FINANCIAL STATEMENTS  
AS AT 31ST MARCH, 2017**

**NOTE 21 : PROVISIONS**

(₹ in Crores)

	<u>As at 31.03.2017</u>	<u>As at 31.03.2016 (Restated)</u>	<u>As at 01.04.2015 (Restated)</u>
<b>Non Current</b>			
<b>Employee Benefits</b>			
Gratuity	—	—	—
Leave Encashment	153.61	330.99	349.02
Other Employee Benefits	213.29	229.29	255.24
	<u>366.90</u>	<u>560.28</u>	<u>604.26</u>
Site Restoration/Mine Closure	855.11	791.77	788.32
Stripping Activity Adjustment	1,083.80	992.77	1,218.60
Others	—	—	—
<b>TOTAL</b>	<u><b>2,305.81</b></u>	<u><b>2,344.82</b></u>	<u><b>2,611.18</b></u>
<b>Current</b>			
<b>Employee Benefits</b>			
Gratuity	90.56	212.72	135.79
Leave Encashment	37.57	47.16	39.65
Ex- Gratia	219.94	206.08	172.96
Performance Related Pay	257.83	541.00	495.58
Other Employee Benefits	257.70	231.32	172.07
NCWA-X	289.76	—	—
Executive Pay Revision	12.86	—	—
	<u>1,166.22</u>	<u>1,238.28</u>	<u>1,016.05</u>
Site Restoration/Mine Closure	116.92	112.15	50.72
Excise Duty on Closing Stock of Coal	207.75	116.04	90.59
Others (Arrear Salary)	—	1.50	1.83
<b>TOTAL</b>	<u><b>1,490.89</b></u>	<u><b>1,467.97</b></u>	<u><b>1,159.19</b></u>

## NOTES TO THE STANDALONE FINANCIAL STATEMENTS AS AT 31ST MARCH, 2017

### NOTE 21 : PROVISIONS (Contd...)

1. Following the guidelines from Ministry of Coal, Government of India for preparation of Mine Closure Plan a provision is made in the accounts. Such provision is made as per CMPDIL's (a subsidiary of Coal India Ltd.) technical assessment. The liability for mine closure expenses (as estimated by CMPDIL) of each mine has been discounted @ 8% (Effective rate of interest)\* and capitalized to arrive at the mine closure liability as on 1st year of making of such provision. Thereafter the provision has been reestimated in subsequent year by unwinding the discount to arrive at the provision as on 31.03.2017. Deposit in ESCROW Account amounting to ₹ 872.19 crores including net interest of ₹ 148.96 Crores (Previous Year ₹ 98.62 Crores) against the mine closure of provision of ₹ 972.03 Crore (Previous Year ₹ 903.92 Crores). Additional provision for Mine closure expenses, equivalent to the amount of interest accrued on ESCROW A/c, had been provided upto the financial year 2015-16 wherein total accumulated amount was ₹ 102.22 Crore. The same has been withdrawn through retained earning during the FY 2016-17.

\*Considering the past trend the effective interest rate ( Pre Tax rate ) that reflect current market assessment of the time value of money has been considered at 8% nearly G-Sec rate.

2. Other Employee Benefits include ₹ 226.20 Crs. provided for Superannuation Benefits @ 9.84% as on 31.03.2017 comprising Provision for Pension @ 3% of Basic Pay+DA and Provision for Superannuation Benefit @ 6.84% of Basic Pay+DA made for executives w.e.f. 01.01.2007 as per Office Memorandum No. CIL/C-5A(vi)/005/35/1210 dtd. 02/07.05.2009 issued by Dir(P&IR), CIL, Kolkata. The liability for Pension @ 3% and Superannuation Benefit @ 6.84% as on 31.03.2017 are ₹ 69.27 Crs (P.Y. ₹ 60.78 Crs.) and ₹ 156.93 Crs. (P.Y. ₹ 137.90 Crs.) respectively have been made in the Financial Statements. Post Retirement Medical Benefit , as per the actuarial valuation, has been provided of ₹ 153.81 Crs. (P.Y. ₹ 151.05 Crs.) However, a separate Fund/Trust for the above purpose is still to be created.
3. Pending finalisation of National Coal Wage Agreement (NCWA)- X for Non Executives, an estimated lump sum provision @ ₹ 8000/- per employee (Non-Executive) per month, considering total impact of increase in all elements of salary & wages (including the employer's PF contribution), other employee benefits and all superannuation benefits like Gratuity etc, has been made for the period 01.07.2016 to 31.03.2017 amounting to ₹ 289.76 Crs. and shown as "NCWA X- Provision" above vide letter no.- CIL/C-3(A)/31075/120, dated- 09.11.2016.
4. Pending finalisation of 3rd Pay Revision for Executives, an estimated lump sum provision @ ₹ 18,000/- per employee (Executive) per month, considering total impact of increase in all elements of salary & wages (including the employer's PF contribution), other employee benefits and all superannuation benefit like Gratuity etc. has been made for the period 01.01.2017 to 31.03.2017 amounting to ₹ 12.86 Crores and shown as "Arrear Salary(Executives)" above vide letter no.- CIL/C-3(A)/31075/200, dated- 18.04.2017.
5. Leave Encashment Liabilities is netted off of ₹ 276.57 Crs., deposited with LIC against the Actuarial Liabilities.
6. Pending finalisation of PRP from 2009-10 to 2013-14, PRP provosion has not been adjusted. However it is netted off with the payment which has already been made upto 31.03.2017. During the year, on final settlement of PRP payment for the financial year 2007-08 & 2008-09, excess provision of ₹ 20.32 Crores has been written back.
7. PRP has been provided as per the advice of CIL vide letter no.- CIL/C-3(A)/2397, dated 07.04.2017.
8. Provision for Ex-Gratia for Non-Executive has been made based on ₹ 54000/- per employee as per the rate provided in the previous financial year.



**NOTES TO THE STANDALONE FINANCIAL STATEMENTS  
AS AT 31ST MARCH, 2017**

**NOTE 22 : OTHER NON CURRENT LIABILITIES**

(₹ in Crores)

	<u>As at 31.03.2017</u>	<u>As at 31.03.2016 (Restated)</u>	<u>As at 01.04.2015 (Restated)</u>
<b>Shifting &amp; Rehabilitation Fund</b>			
Opening balance	—	—	—
Add: Interest from investment of the fund (Net of TDS )	—	—	—
Add: Contribution received	—	—	—
Less: Amount released to subsidiaries during the year	—	—	—
	—	—	—
Deferred Income*	183.83	165.43	150.59
	<u>—</u>	<u>—</u>	<u>—</u>
<b>Total</b>	<u><b>183.83</b></u>	<u><b>165.43</b></u>	<u><b>150.59</b></u>

- 1 \* It includes Grant received from CCDAC for Tori-Shivpur, new Broad Gadge line project amounting to ₹ 179.54 Crs. (P.Y. ₹ 161.14 Crs.) and strengthening of road of NK Area of ₹ 4.29 Crs. (P.Y. ₹ 4.29 Crs.).

## NOTES TO THE STANDALONE FINANCIAL STATEMENTS AS AT 31ST MARCH, 2017

### NOTE 23 : OTHER CURRENT LIABILITIES

(₹ in Crores)

	As at 31.03.2017	As at 31.03.2016 (Restated)	As at 01.04.2015 (Restated)
Capital Expenditure	99.45	102.36	118.32
Liability for Salary, Wages and Allowances	282.12	329.08	310.19
<b>Statutory Dues:</b>			
Sales Tax/Vat	46.36	39.58	35.54
Provident Fund & Others	63.73	72.56	60.68
Central Excise Duty	0.79	2.01	0.54
Royalty & Cess on Coal	168.07	145.94	186.27
Stowing Excise Duty	13.31	12.10	13.49
Clean Energy Cess	310.47	315.22	169.48
National Mineral Exploration Trust	1.44	9.00	—
District Mineral Foundation	23.60	98.89	—
Other Statutory Levies	25.46	27.81	25.40
Income Tax deducted/collected at Source	93.69	85.58	73.50
	<b>746.92</b>	<b>808.69</b>	<b>564.90</b>
Advance from customers / others*	1,581.08	742.68	993.87
Cess Equalization Account	—	—	—
Others Liabilities**	542.07	439.95	416.67
<b>TOTAL</b>	<b>3,251.64</b>	<b>2,422.76</b>	<b>2,403.95</b>

By virtue of enactment of Cess and Other Taxes on Minerals (Validation) Act, 1992, the Company, in 1992-93, raised supplementary bills on customers up to 4th April, 1991 for ₹ 100.33 Crs. on account of Cess and sales tax thereon. The said amount has been included in statutory dues payable for Royalty and Cess under the head "Other Current Liabilities" with corresponding Debit in "Other Current Assets" (Note-11).

\* Includes accrued interest of ₹ 1.22 Crs. on Fixed Deposit of ₹ 5.41 Crs. deposited as per the order of the Hon'ble High Court, Kolkata against a claim of M/S Shyam Sel Power Limited.

\*\* Including BG Encashment awaiting adjustment of ₹ 15.47 Crores (P.Y. ₹ 19.85 Crores)

## NOTES TO THE STANDALONE FINANCIAL STATEMENTS AS AT 31ST MARCH, 2017

### NOTE 24 : REVENUE FROM OPERATIONS

(₹ in Crores)

	For the Year ended 31.03.2017	For the Year ended 31.03.2016
<b>A. Sales of Coal/Services*</b>	14,899.71	13,658.81
<b>Less : Other Statutory Levies</b>		
Royalty	821.06	841.85
Cess on Coal	—	—
Stowing Excise Duty	48.32	46.50
Central Sales Tax	183.22	163.59
Clean Energy Cess	1,932.72	1,013.10
State Sales Tax/VAT	270.93	259.68
National Mineral Exploration Trust	16.69	10.14
District Mineral Foundation	486.09	78.81
Other Levies	—	—
<b>Total Levies</b>	<b>3,759.03</b>	<b>2,413.67</b>
<b>Sales (Net) (A)</b>	<b>11,140.68</b>	<b>11,245.14</b>
<b>B. Other Operating Revenue</b>		
Facilitation charges for coal import	—	—
Subsidy for Sand Stowing & Protective Works	1.42	0.49
Loading and additional transportation charges**	372.97	303.69
Less : Other Statutory Levies***	7.98	6.12
	<b>364.99</b>	<b>297.57</b>
<b>Other Operating Revenue (Net) (B)</b>	<b>366.41</b>	<b>298.06</b>
<b>Revenue from Operations (A+B)</b>	<b>11,507.09</b>	<b>11,543.20</b>

1 Sales of goods includes excise duty of ₹ 711.80 Crores (P/Y ₹ 692.92 Crores). Sales of goods net of excise duty is ₹ 10428.88 Crores (P/Y ₹ 10552.22 Crores)

2 Gross Sales includes Incentives from Customers, Excise Duty and Other Levies.

3 Bonus claims on customers, as a result of Joint sampling, are accounted for in sales in the Year of settlement irrespective of Year of despatch

4 \*\*In Sales Bill, recovery of surface transportation cost shown here as Gross Loading and additional transportation charges includes Excise Duty and other levies.

5 \*\*\* Other Levies consist of Central Sales Tax & JVAT.

6 \*Differential MMDR Bill raised for the period 12.01.15 to 06.01.16 amounting ₹ 244.80 Crores.

## NOTES TO THE STANDALONE FINANCIAL STATEMENTS AS AT 31ST MARCH, 2017

### NOTE 25 : OTHER INCOME

(₹ in Crores)

	For the Year ended 31.03.2017	For the Year ended 31.03.2016
<b>Interest Income</b>		
<b>Interest Income (Gross)</b>		
Deposits with Banks* (Tax deducted at Source ₹ 20.74 Cr., P.Y. ₹ 28.50 Cr.)	255.12	329.98
Investments	—	—
Loans	—	—
— Employees	0.35	0.35
— JCRL (Related Party) (Tax deducted at Source ₹ 0.02 Cr., P.Y. NIL)	0.21	—
Funds parked within CIL (Related Party) (Tax deducted at Source ₹ 0.16 Cr., P.Y. ₹ 0.20 Cr.)	1.53	1.67
Others (Tax deducted at Source ₹ 0.16 Cr., P.Y. Nil.)	1.57	—
<b>Dividend Income</b>		
Investments in Subsidiaries	—	—
Investments in Mutual Funds	23.25	30.78
Investments in Govt Securities (8.5% Tax free Special Bonds)	—	0.60
<b>Other Non-Operating Income</b>		
Apex charges	—	—
Profit on Sale of Assets	0.02	—
Gain on Foreign exchange Transactions	—	—
Exchange Rate Variance	—	—
Lease Rent (Tax deducted at Source ₹ 0.08 Cr., P.Y. ₹ 0.08 Cr.)	4.01	4.01
Liability / Provision Write Backs	185.44	4.23
Excise Duty on Decrease in Stock	—	—
Miscellaneous Income	90.25	93.47
<b>Total</b>	<b>561.75</b>	<b>465.09</b>
<b>Miscellaneous Income</b>		
Penalty/LD Recovery	33.42	23.87
Recovery Siding Charges	6.26	16.50
Recovery from Employees	10.24	9.89
Others	40.33	43.21
<b>Total</b>	<b>90.25</b>	<b>93.47</b>

\* Deposit with Banks includes interest on Escrow Account of ₹ 56.46 Crs. (P.Y. ₹ 53.29 Crs.) ( Refer Note -21)

1. Mutual Fund have been purchased and redeemed during the year.
2. Interest Income -others includes interest accrued on Flexi Account maintained with Union Bank of India, New Delhi in the name of NBCC(I) Ltd. and the Company.
3. Others include Press Job Order supplies to the other subsidiaries of Coal India Limited of ₹ 0.86 Crs (P.Y. ₹ 0.68 Crs.).
4. Others include recovery of rent from outsider of ₹ 0.34 Crores (P.Y. ₹ 0.24 Crores)

**NOTES TO THE STANDALONE FINANCIAL STATEMENTS  
AS AT 31ST MARCH, 2017****NOTE 26 : COST OF MATERIALS CONSUMED**

(₹ in Crores)

	<b>For the Year ended 31.03.2017</b>	<b>For the Year ended 31.03.2016</b>
Explosives	175.85	205.80
Timber	0.77	1.13
Oil & Lubricants	350.93	330.91
HEMM Spares	179.21	155.99
Other Consumable Stores & Spares	92.74	113.80
<b>Total</b>	<b>799.50</b>	<b>807.63</b>

## NOTES TO THE STANDALONE FINANCIAL STATEMENTS AS AT 31ST MARCH, 2017

### NOTE 27 : CHANGES IN INVENTORIES OF FINISHED GOODS, WORK IN PROGRESS AND STOCK IN TRADE

(₹ in Crores)

	<u>For the Year ended 31.03.2017</u>	<u>For the Year ended 31.03.2016</u>
Opening Stock of Coal	1,314.27	1,178.54
Add: Adjustment of opening stock	0.09	—
Less: Deterioration of Coal*	0.65	—
	<u>1,313.71</u>	<u>1,178.54</u>
Closing Stock of Coal	1,926.28	1,314.27
Less: Deterioration of Coal*	1.11	0.65
	<u>1,925.17</u>	<u>1,313.62</u>
<b>A Change in Inventory of Coal</b>	<b>(611.46)</b>	<b>(135.08)</b>
Opening Stock of Workshop made finished goods and WIP	3.59	2.70
Add: Adjustment of Opening Stock	—	—
Less: Provision	—	—
	<u>3.59</u>	<u>2.70</u>
Closing Stock of Workshop made finished goods and WIP	4.76	3.59
Less: Provision	—	—
	<u>4.76</u>	<u>3.59</u>
<b>B Change in Inventory of workshop</b>	<b>(1.17)</b>	<b>(0.89)</b>
Press Opening Job		
(i) Finished Goods	0.47	0.45
(ii) Work in Progress	0.52	0.52
	<u>0.99</u>	<u>0.97</u>
Less: Press Closing Job		
(i) Finished Goods	0.62	0.47
(ii) Work in Progress	0.35	0.52
	<u>0.97</u>	<u>0.99</u>
<b>C Change in Inventory of Closing Stock of Press Job</b>	<b>0.02</b>	<b>(0.02)</b>
<b>"Change in Inventory of Stock in trade (A+B+C) { Decretion / ( Accretion) }"</b>	<b><u>(612.61)</u></b>	<b><u>(135.99)</u></b>

\* Refer Annexure B of Note 12

## NOTES TO THE STANDALONE FINANCIAL STATEMENTS AS AT 31ST MARCH, 2017

### NOTE 28 : EMPLOYEE BENEFIT EXPENSE

(₹ in Crores)

	For the Year ended 31.03.2017	For the Year ended 31.03.2016
Salary, Wages, Allowances, Bonus etc.*	2,877.81	2,821.44
Provision for National Coal Wages Agreement (NCWA) - X*	289.76	—
Executive Pay Revision	12.86	—
Ex-Gratia	231.76	226.17
Performance Related Pay	30.26	86.15
Contribution to P.F. & Other Funds	383.91	376.39
Gratuity	161.84	158.84
Leave Encashment	202.39	106.23
Voluntary Retirement Scheme	0.91	2.78
Workman Compensation	1.26	(0.18)
Medical Expenses for existing employees	34.74	30.43
Medical Expenses for retired employees	(26.13)	10.46
Grants to Schools & Institutions	25.16	20.08
Sports & Recreation	2.70	2.17
Canteen & Creche	0.35	0.31
Power - Township	105.91	108.55
Hire Charges of Bus, Ambulance etc.	7.30	5.98
Other Employee Benefits	58.94	54.12
<b>Total</b>	<b>4,401.73</b>	<b>4,009.92</b>
<b>Details of Other Employee's Benefits</b>		
LTC/LLTC	13.32	17.26
LCS	6.64	3.44
HRA	21.02	20.91
Reimbursement of Gas	12.05	11.54
Others	5.91	0.97
<b>Total</b>	<b>58.94</b>	<b>54.12</b>

## NOTES TO THE STANDALONE FINANCIAL STATEMENTS AS AT 31ST MARCH, 2017

### NOTE 28 : EMPLOYEE BENEFIT EXPENSE (Contd...)

- 1 Pending finalisation of National Coal Wage Agreement (NCWA) – X for Non Executives, an estimated lump sum provision @ ₹ 8000/- per employee (Non-Executive) per month, considering total impact of increase in all elements of salary & wages (including the employer's PF contribution), other employee benefits and all superannuation benefits like Gratuity etc, has been made for the period 01.07.2016 to 31.03.2017 amounting to ₹ 289.76 Crs. and shown as "NCWA X – Provision" above vide letter no. – CIL/C-3(A)/31075/120, dated- 09.11.2016.
- 2 Pending finalisation of 3rd Pay Revision for Executives, an estimated lump sum provision @ ₹ 18,000/- per employee (Executive) per month, considering total impact of increase in all elements of salary & wages (including the employer's PF contribution), other employee benefits and all superannuation benefit like Gratuity etc. has been made for the period 01.01.2017 to 31.03.2017 amounting to ₹ 12.86 Crores and shown as "Arrear Salary (Executives)" above vide letter no.- CIL/C-3(A)/31075/200, dated – 18.04.2017.
- 3 \* It includes the remuneration paid to Key Managerial Personnel. (Refer para 6(d) of Note – 38)

### NOTE 29 : CORPORATE SOCIAL RESPONSIBILITY EXPENSES

(₹ in Crores)

	For the Year ended 31.03.2017	For the Year ended 31.03.2016
CSR Expenses	30.29	212.90
<b>Total</b>	<b>30.29</b>	<b>212.90</b>

Particulars	In Cash	Yet to be paid in Cash	Total
(i) Construction/acquisition of any assets	3.52	0.48	4.00
(ii) On purpose other than (i) above	12.77	13.52	26.29
<b>Total</b>	<b>16.29</b>	<b>14.00</b>	<b>30.29</b>



**NOTES TO THE STANDALONE FINANCIAL STATEMENTS  
AS AT 31ST MARCH, 2017**

**NOTE 30 : REPAIRS**

(₹ in Crores)

	For the Year ended 31.03.2017	For the Year ended 31.03.2016
Building	110.98	131.76
Plant & Machinery*	80.48	83.38
Others	13.93	18.24
<b>Total</b>	<b>205.39</b>	<b>233.38</b>
 <b>Detail of Others</b>		
Road & Culverts	6.28	7.02
Heavy Vehicle	2.54	2.57
Car & Jeep	0.54	0.68
Others	4.57	7.97
<b>Total</b>	<b>13.93</b>	<b>18.24</b>

\* Netted off with workshop Debit of ₹ 149.29 Crores (P.Y. ₹ 151.19 Crores).

## NOTES TO THE STANDALONE FINANCIAL STATEMENTS AS AT 31ST MARCH, 2017

### NOTE 31 : CONTRACTUAL EXPENSES

(₹ in Crores)

	For the Year ended 31.03.2017	For the Year ended 31.03.2016
<b>Transportation Charges</b>		
Sand	0.17	0.45
Coal	326.22	295.65
Stores & Others	6.76	0.56
Wagon Loading	29.05	24.16
Hiring of Plant and Equipments*	853.59	732.81
Other Contractual Work	105.07	104.44
<b>Total</b>	<b>1,320.86</b>	<b>1,158.07</b>
<b>Details of Other Contractual Work</b>		
Other Contractual Expenses	49.27	53.49
Miscellaneous Mining Jobs	55.68	50.84
Others	0.12	0.11
<b>Total</b>	<b>105.07</b>	<b>104.44</b>

\* Hiring of Plant and Equipment consist of Cotractual Expenses in relation to extraction, transportation and loading of overburden removal.

**NOTES TO THE STANDALONE FINANCIAL STATEMENTS  
AS AT 31ST MARCH, 2017**

**NOTE 32 : FINANCE COSTS**

(₹ in Crores)

	<u>For the Year ended 31.03.2017</u>	<u>For the Year ended 31.03.2016</u>
<b>Interest Expenses</b>		
Borrowings		
– Loan from MCL ( Related Party)	0.29	—
– Others	1.45	10.06
Reclamation of Land/Mine Closure Expenses	—	—
Interest on Escrow Account	—	—
Unwinding of discounts	68.11	64.88
Funds parked within Group	—	—
Others	2.03	2.32
<b>Total</b>	<u><b>71.88</b></u>	<u><b>77.26</b></u>
 <b>Others</b>		
Interest on Pension Fund	0.10	0.08
Interest on Security Deposit of Employees	1.09	0.85
Others	0.84	1.39
	<u><b>2.03</b></u>	<u><b>2.32</b></u>

## NOTES TO THE STANDALONE FINANCIAL STATEMENTS AS AT 31ST MARCH, 2017

### NOTE 33 : PROVISIONS (NET OR REVERSAL)

(₹ in Crores)

	For the Year ended 31.03.2017	For the Year ended 31.03.2016
<b>(A) Provision made for</b>		
Doubtful debts	487.44	259.65
Doubtful Advances & Claims	—	7.97
Stores & Spares	3.49	0.26
Others (Prov. On CWIP)	9.63	13.73
<b>Total (A)</b>	<b>500.56</b>	<b>281.61</b>
<b>(B) Provision Reversal</b>		
Doubtful debts	25.26	93.62
Doubtful Advances & Claims	24.60	—
Stores & Spares		—
Others	—	—
<b>Total (B)</b>	<b>49.86</b>	<b>93.62</b>
<b>Total (A-B)</b>	<b>450.70</b>	<b>187.99</b>

**NOTES TO THE STANDALONE FINANCIAL STATEMENTS  
AS AT 31ST MARCH, 2017**

**NOTE 34 : WRITE OFF (Net of Past Provisions)**

(₹ in Crores)

	<b>For the Year ended 31.03.2017</b>	<b>For the Year ended 31.03.2016</b>
Doubtful debts	332.29	92.73
Less : Provided earlier	315.34	—
	<u>16.95</u>	<u>92.73</u>
Doubtful advances	9.85	—
Less :- Provided earlier	6.01	—
	<u>3.84</u>	<u>—</u>
Stock of Coal	—	—
Less : Provided earlier	—	—
	<u>—</u>	<u>—</u>
Others	0.01	—
Less : Provided earlier	—	—
	<u>0.01</u>	<u>—</u>
<b>Total</b>	<b><u>20.80</u></b>	<b><u>92.73</u></b>

## NOTES TO THE STANDALONE FINANCIAL STATEMENTS AS AT 31ST MARCH, 2017

### NOTE 35 : OTHER EXPENSES

(₹ in Crores)

	For the Year ended 31.03.2017	For the Year ended 31.03.2016
Travelling expenses		
Domestic	21.04	23.47
Foreign	0.23	0.09
Training Expenses	7.43	4.59
Telephone & Postage	2.95	2.73
Advertisement & Publicity	3.23	5.84
Freight Charges	0.04	0.31
Demurrage	17.66	10.55
Donation/Subscription	—	—
Security Expenses	156.68	120.58
Service Charges of CIL	33.69	30.77
Hire Charges	44.18	43.09
CMPDI Charges	23.96	38.34
Legal Expenses	8.35	4.20
Bank Charges	0.20	0.23
Guest House Expenses	0.79	0.50
Consultancy Charges	3.00	4.15
Under Loading Charges	139.67	144.52
Loss on Sale/Discard/Surveyed of Assets	0.58	0.68
Auditor's Remuneration & Expenses		
For Audit Fees	0.27	0.14
For Taxation Matters	—	—
For Other Services	0.16	0.15
For Reimbursement of Exps.	0.10	0.11
Internal & Other Audit Expenses	2.29	2.51
Rehabilitation Charges	36.55	35.76
Royalty & Cess	818.23	513.05
Central Excise Duty	91.71	25.45

## NOTES TO THE STANDALONE FINANCIAL STATEMENTS AS AT 31ST MARCH, 2017

### NOTE 35 : OTHER EXPENSES (Contd...)

(₹ in Crores)

	For the Year ended 31.03.2017	For the Year ended 31.03.2016
Rent	0.57	0.94
Rates & Taxes	3.24	2.33
Insurance	0.85	0.79
Loss on Foreign Exchange Transactions	—	—
Loss on Exchange rate variance	—	—
Lease Rent	—	—
Rescue/Safety Expenses	2.55	2.63
Dead Rent/Surface Rent	0.08	0.18
Siding Maintenance Charges	22.87	11.85
Land/Crops Compensation	—	0.01
R & D expenses	0.22	0.95
Environmental & Tree Plantation Expenses	5.03	5.62
Expenses on Buyback of shares	—	—
Miscellaneous expenses	71.45	39.69
<b>Total</b>	<b>1,519.85</b>	<b>1,076.80</b>

1. Rehabilitation Charges As per the decision of Ministry of Coal, an amount of ₹ 36.55 Crores (₹ 35.76 Crores) was debited to Rehabilitation expenses on the basis of debit memo received from CIL towards mobilisation of funds for implementation of action plan for shifting and rehabilitation, dealing with fire and stabilisation of unstable Areas at ECL and BCCL.
2. Service Charges of CIL amounting to ₹ 33.69 Crs. (₹ 30.77 Crs.) levied by the Holding Company @ ₹ 5 per tonne of coal produced towards rendering various services like procurement , marketing, Corporate Service etc. based on agreement entered into, have been accounted for.
3. IICM charge amounting to ₹ 3.35 Crs. (₹ 3.07 Crs.) levied by the Holding Company @ ₹ 0.50 per tonne of coal produced, has been accounted for.
4. Demurrage is net-off of L.B. charges recovered/recoverable form customer.
5. Research and Development expenses of ₹ 0.22 Crs. for completed projects has been charged in the Statement of Profit and Loss as per advice received from Coal India Limited (CIL).

**NOTES TO THE STANDALONE FINANCIAL STATEMENTS  
AS AT 31ST MARCH, 2017****NOTE 36 : TAX EXPENSE**

(₹ in Crores)

	<b>For the Year ended 31.03.2017</b>	<b>For the Year ended 31.03.2016</b>
Current Year	1,030.65	1,281.61
Deferred tax	(46.46)	(102.40)
MAT Credit Entitlement	—	—
Earlier Years	—	—
<b>Total</b>	<b>984.19</b>	<b>1,179.21</b>



## NOTES TO THE STANDALONE FINANCIAL STATEMENTS AS AT 31ST MARCH, 2017

### NOTE 37 : OTHER COMPREHENSIVE INCOME

(₹ in Crores)

	For the Year ended 31.03.2017	For the Year ended 31.03.2016
<b>(A) (i) Items that will not be reclassified to profit or loss</b>		
Changes in revaluation surplus	—	—
Remeasurement of defined benefit plans	20.05	65.49
Equity instrument through OCI	—	—
Fair value changes relating to own credit risk of financial liabilities designated at FVTPL	—	—
Share of OCI in Joint ventures	—	—
<b>Total (A)</b>	<b>20.05</b>	<b>65.49</b>
<b>(ii) Income tax relating to items that will not be reclassified to profit or loss</b>		
Changes in revaluation surplus	—	—
Remeasurement of defined benefit plans	8.32	24.83
Equity instrument through OCI	—	—
Fair value changes relating to own credit risk of financial liabilities designated at FVTPL	—	—
Share of OCI in Joint ventures	—	—
<b>Total (B)</b>	<b>8.32</b>	<b>24.83</b>
<b>Total [ C = A-B]</b>	<b>11.73</b>	<b>40.66</b>
<b>(B) (i) Items that will be reclassified to profit or loss</b>		
Exchange differences in translating the financial statements of a foreign operation	—	—
Debt instrument through OCI	—	—
The effective portion of gains and loss on hedging instruments in a cash flow hedge	—	—
Share of OCI in Joint ventures	—	—
<b>Total (D)</b>	<b>—</b>	<b>—</b>
<b>(ii) Income tax relating to items that will be reclassified to profit or loss</b>		
Exchange differences in translating the financial statements of a foreign operation	—	—
Debt instrument through OCI	—	—
The effective portion of gains and loss on hedging instruments in a cash flow hedge	—	—
Share of OCI in Joint ventures	—	—
<b>Total (E)</b>	<b>—</b>	<b>—</b>
<b>Total [ F = D-E]</b>	<b>—</b>	<b>—</b>
<b>Total [ C + F ]</b>	<b>11.73</b>	<b>40.66</b>

**CENTRAL COALFIELDS LIMITED**

( A Miniratna Company)

**THE STANDALONE FINANCIAL STATEMENTS  
AS AT 31ST MARCH, 2017**

The reconciliation as on 01.04.2015 (Transition Date) and as at year ended 31st March 2016 of Equity reported under erstwhile Indian GAAP (IGAAP) and Equity restated under Ind As are summarised below:

(₹ in Crores)

<b>Particulars</b>	<b>As on 01.04.2015</b>	<b>As on 31.03.2016</b>
Equity as per Indian GAAP	5,812.38	5,973.47
<b>Ind AS Adjustment</b>		
Mine Closure Provision as per Ind AS 16 (Net of Tax)	198.86	50.11
Effects of Prior period Adjustment (Net of Tax)	(9.57)	5.25
Proposed Dividend and Tax thereon	306.60	—
Debt component of compound financial instrument	—	—
Unwinding of discounting on Compound Financial Instrument	—	—
Impact of IND AS as on 01.04.2015 carried to 2015-16	—	189.29
Equity as per Ind AS	6,308.27	6,218.12

**NOTE – 38**

**ADDITIONAL NOTES TO  
THE STANDALONE FINANCIAL STATEMENTS  
FOR THE YEAR ENDED 31st MARCH, 2017**

**1. FAIR VALUE MEASUREMENT****(a) Financial Instruments by Category**

	31st March 2017			31st March 2016			Cost	1st April 2015		
	FVTPL	FVTOCI	Amortised cost	FVTPL	FVTOCI	Amortised cost		FVTPL	FVTOCI	Amortised cost
Financial Assets										
Investments :										
Secured Bonds	—	—	—	—	—	—	—	—	—	9.42
Preference Share in Subsidiary	—	—	—	—	—	—	—	—	—	—
Mutual Fund	—	—	—	—	—	—	—	394.37	—	—
Loans	—	—	0.59	—	—	0.92	—	—	—	1.26
Deposits & Receivable	—	—	1,090.94	—	—	1,916.27	—	—	—	1,703.85
Trade Receivables	—	—	1,293.79	—	—	1,365.43	—	—	—	1,424.86
Cash & Cash Equivalents	—	—	325.07	—	—	1,968.58	—	—	—	1,007.68
Other Bank Balances	—	—	1,349.08	—	—	2,090.19	—	—	—	2,395.58
Financial Liabilities										
Borrowings	—	—	2,603.78	—	—	929.00	—	—	—	—
Trade payables	—	—	134.22	—	—	178.60	—	—	—	130.94
Security Deposit and Earnest money	—	—	292.59	—	—	200.91	—	—	—	215.65
Other Liabilities	—	—	20.20	—	—	21.64	—	—	—	25.32

**(b) Fair value hierarchy**

Table below shows Judgments and estimates made in determining the fair values of the financial instruments that are (a) recognized and measured at fair value and (b) measured at amortised cost and for which fair values are disclosed in the financial statements. To provide an indication about the reliability of the inputs used in determining fair value, the company has classified its financial instruments into the three levels prescribed under the accounting standard. An explanation of each level follows underneath the table.

**NOTE – 38 : ADDITIONAL NOTES TO THE STANDALONE FINANCIAL STATEMENTS  
FOR THE YEAR ENDED 31ST MARCH, 2017**

Financial assets and liabilities measured at fair value – recurring fair value measurement	31st March 2017			31st March 2016			1st April 2015		
	Level I	Level II	Level III	Level I	Level II	Level III	Level I	Level II	Level III
Financial Assets at FVTPL									
Investments :									
Mutual Fund	—	—	—	—	—	—	394.37	—	—
Financial Liabilities									
If any item	—	—	—	—	—	—	—	—	—

Financial assets and liabilities measured at amortised cost for which fair values are disclosed at 31st March, 2017	31st March 2017			31st March 2016			1st April 2015		
	Level I	Level II	Level III	Level I	Level II	Level III	Level I	Level II	Level III
Financial Assets at amortised cost									
Loans	—	—	0.59	—	—	0.92	—	—	1.26
Deposits & Receivable	—	—	1090.94	—	—	1916.27	—	—	1703.85
Trade Receivables	—	—	1293.79	—	—	1365.43	—	—	1424.86
Cash & Cash Equivalents	—	—	325.07	—	—	1968.58	—	—	1007.68
Other Bank Balances	—	—	1349.08	—	—	2090.19	—	—	2395.58
Financial Liabilities									
Preference Share	—	—	—	—	—	—	—	—	—
Borrowings	—	—	2603.78	—	—	929.00	—	—	—
Trade payables	—	—	134.22	—	—	178.60	—	—	130.94
Security Deposit and Earnest money	—	—	292.59	—	—	200.91	—	—	215.65
Other Liabilities	—	—	20.20	—	—	21.64	—	—	25.32

Level I: Level I hierarchy includes financial instruments measured using quoted prices. This includes mutual funds that have quoted price and are valued using the closing NAV.

Level II: The fair value of financial instruments that are not traded in an active market is determined using valuation techniques which maximize the use of observable market data and rely as little as possible on entity-specific estimates. If all significant inputs required to fair value an instrument are observable, the instrument is included in level II.

Level III: If one or more of the significant inputs is not based on observable market data, the instrument is included in level III

This is the case for unlisted equity securities, preference shares borrowings, security deposits and other liabilities taken included in level III.

**(c) Valuation technique used in determining fair value**

Valuation techniques used to value financial instruments include:

- The use of quoted market prices of instruments
- The fair value of the remaining financial instruments is determined using discounted cash flow analysis.

**NOTE – 38 : ADDITIONAL NOTES TO THE STANDALONE FINANCIAL STATEMENTS  
FOR THE YEAR ENDED 31ST MARCH, 2017**

Fair value measurements using significant unobservable inputs. At present there are no fair value measurements using significant unobservable inputs.

**(d) Fair values of financial assets and liabilities measured at amortized cost**

(₹ in Crs)

Particulars	31st March 2017		31st March, 2016		1st April 2015	
	Carrying Amount	Fair Value	Carrying Amount	Fair Value	Carrying Amount	Fair Value
<b>Financial Assets</b>						
Loans	0.59	0.59	0.92	0.92	1.26	1.26
<b>Financial liabilities</b>						
Borrowings	2603.78	2603.78	929.00	929.00	—	—
Security Deposit and Earnest money	292.59	292.59	200.91	200.91	215.65	215.65

The carrying amounts of trade receivables, short term deposits, cash and cash equivalents, trade payables are considered to be the same as their fair values, due to their short-term nature.

Other Financial assets accounted at amortised cost is not carried at fair value only if same is not material.

## **2. RISK ANALYSIS AND MANAGEMENT**

### **Financial Risk Management Objectives and Policies**

The Company's principal financial liabilities, comprise Loans and Borrowings, Trade and Other Payables. The main purpose of these financial liabilities is to finance the Company's operations and to provide guarantees to support its operations. The Company's principal financial assets include Loans, Trade and Other Receivables, and Cash and Cash Equivalents that is derived directly from its operations.

### **Fuel Supply Agreements**

As contemplated in and in accordance with the terms of the NCDP, we enter into legally enforceable FSAs with our customers or with State Nominated Agencies that in turn enters into appropriate distribution arrangements with end customers. Our FSAs can be broadly categorized into:

**NOTE – 38 : ADDITIONAL NOTES TO THE STANDALONE FINANCIAL STATEMENTS  
FOR THE YEAR ENDED 31ST MARCH, 2017**

- FSAs with customers in the power utilities sector, including State Power Utilities, Private Power Utilities (“PPUs”) and Independent Power Producers (“IPPs”);
- FSAs with customers in non-power industries (including captive power plants (“CPPs”)); and
- FSAs with State Nominated Agencies.

**E-Auction Scheme**

The E-Auction scheme of coal has been introduced to provide access to coal for customers who were not able to source their coal requirement through the available institutional mechanisms under the NCDP for various reasons, for example, due to a less than full allocation of their normative requirement under NCDP, seasonality of their coal requirement and limited requirement of coal that does not warrant a long-term linkage. The quantity of coal to be offered under E-Auction is reviewed from time to time by the MoC.

**Provision for expected Credit Loss**

The company provides for expected credit risk loss for doubtful/ credit impaired assets, by lifetime expected credit losses (Simplified approach).

**Expected Credit Losses for Trade Receivables under  
Simplified Approach As on 31.03.2017**

(₹ in Crs.)

Ageing	Due for 2 months	Due for 6 months	Due for 1 year	Due for 2 years	Due for 3 years	Due for more than 3 years	Total
Gross carrying amount	491.93	503.26	538.78	300.89	90.72	244.23	2169.81
Expected Loss Rate*	22.08	43.16	25.68	27.68	93.01	100.00	40.37
Expected credit losses (Loss allowance provision)	108.59	217.19	138.34	83.29	84.38	244.23	876.02

**NOTE – 38 : ADDITIONAL NOTES TO THE STANDALONE FINANCIAL STATEMENTS  
FOR THE YEAR ENDED 31ST MARCH, 2017**

**As on 31.03.2016**

(₹ in Crs.)

Ageing	Due for 2 months	Due for 6 months	Due for 1 year	Due for 2 years	Due for 3 years	Due for more than 3 years	Total
Gross carrying amount	946.30	231.96	260.08	152.46	138.57	365.23	2094.60
Expected Loss Rate*	2.74	18.49	37.88	78.57	60.54	98.07	34.81
Expected credit losses (Loss allowance provision)	25.90	42.90	98.52	119.79	83.89	358.18	729.18

**As on 01.04.2015**

(₹ in Crs.)

Ageing	Due for 2 months	Due for 6 months	Due for 1 year	Due for 2 years	Due for 3 years	Due for more than 3 years	Total
Gross carrying amount	322.38	571.85	289.77	179.62	251.17	373.22	1988.01
Expected Loss Rate*	4.80	5.41	11.68	37.11	66.52	66.76	28.33
Expected credit losses (Loss allowance provision)	15.48	30.96	33.84	66.66	167.06	249.15	563.15

\*Expected credit losses (loss allowance provision) have been assessed on the basis of detailed analysis of all the trade receivables. The expected loss rate over gross carrying amount have been derived accordingly.

**Reconciliation of Loss Allowance Provision – Trade Receivables**

<b>Loss allowance on 01.04.2015</b>	563.15
Change in loss allowance	166.03
<b>Loss allowance on 31.03.2016</b>	729.18
Changes in loss allowance	146.84
<b>Loss allowance on 31.03.2017</b>	876.02

**NOTE – 38 : ADDITIONAL NOTES TO THE STANDALONE FINANCIAL STATEMENTS  
FOR THE YEAR ENDED 31ST MARCH, 2017**

**Significant estimates and judgments Impairment of financial assets**

The impairment provisions for financial assets disclosed above are based on assumptions about risk of default and expected loss rates. The company uses judgment in making these assumptions and selecting the inputs to the impairment calculation, based on the company's past history, existing market conditions as well as forward looking estimates at the end of each reporting period.

**A. Liquidity Risk**

Prudent liquidity risk management implies maintaining sufficient cash and marketable securities and the availability of funding through an adequate amount of committed credit facilities to meet obligations when due. Due to the dynamic nature of the underlying businesses, company treasury maintains flexibility in funding by maintaining availability under committed credit lines.

Management monitors forecasts of the company's liquidity position (comprising the undrawn borrowing facilities below) and cash and cash equivalents on the basis of expected cash flows. This is generally carried out at local level in the operating companies of the company in accordance with practice and limits set by the company.

**Financing arrangements**

The company had access to the following undrawn borrowing facilities at the end of the reporting period :

Particulars	31.03.2017	31.03.2016	01.04.2015
Expiring within one year (Bank overdraft and other facilities)	87.50	-	-
Expiring beyond one year (Bank Loans)	-	-	-

**B. Market Risk**

**a) Cash flow and fair value interest rate risk**

The company's main interest rate risk arises from bank deposits with change in interest rate exposes the company to cash flow interest rate risk. Company policy is to maintain most of its deposits at fixed rate.

Company manages the risk using guidelines from Department of public enterprises (DPE), diversification of bank deposits credit limits and other securities.

**C. Capital management**

The company being a government entity manages its capital as per the guidelines of Department of Investment and Public Asset Management under Ministry of Finance.



**NOTE – 38 : ADDITIONAL NOTES TO THE STANDALONE FINANCIAL STATEMENTS  
FOR THE YEAR ENDED 31ST MARCH, 2017**

Capital Structure of the company is as follows:

(₹ in Crs)

Particulars	31.03.2017	31.03.2016	01.04.2015
Equity Share capital	940.00	940.00	940.00
Preference share capital	-	-	-
Long term debt	1200.00	-	-

### 3. COMPANY INFORMATION

(₹ in Crs)

Name	Relationship with CIL (holding company)	Principal activities	Country of Incorporation	% of Equity interest of CIL		
				31.03.2017	31.03.2016	01.04.2015
Central Coalfields Ltd	Subsidiary Company	Mining & Production of Coal	India	100%	100%	100%

### 4. EMPLOYEE BENEFITS: RECOGNITION AND MEASUREMENT (IND AS-19)

#### (i) Provident Fund

Company pays fixed contribution towards Provident Fund and Pension Fund at pre-determined rates to a separate trust named Coal Mines Provident Fund (CMPF), which invests the fund in permitted securities. The contribution towards the fund during the year is ₹ 325.97 Crores has been recognized in the Statement of Profit & Loss (Note 28).

#### (ii) The Company operates some defined benefit plans as follows which are valued on actuarial basis:

##### (a) Funded-

- o Gratuity
- o Leave Encashment

##### (b) Unfunded

- o Life Cover Scheme
- o Settlement Allowance
- o Group Personal Accident Insurance
- o Leave Travel Concession
- o Medical Benefits
- o Compensation to dependent on Mine Accident Benefits

**NOTE – 38 : ADDITIONAL NOTES TO THE STANDALONE FINANCIAL STATEMENTS  
FOR THE YEAR ENDED 31ST MARCH, 2017**

Total liability as on 31.03.2017 based on valuation made by the Actuary, details of which are mentioned below is ₹ 2,301.83 Crore.

### LONG TERM PROVISIONS

Liabilities with regard to the Gratuity plan are determined by actuarial valuation at each Balance Sheet date using the Projected Unit Credit method. The Actuarial Gratuity liability is covered by LIC policy. The shortfall between the actuarial liability and liability covered by the LIC policy as on 01.04.2016 was ₹ 212.72 Crs. (Including Gratuity Claims Receivable ₹.34.51 Crs.) The liability towards Incremental Gratuity for the year 2016-17 is ₹ 127.84 Crs. The Company has made payment of ₹ 250.00 Crs. during the Year 2016-17 against death premium. The Closing shortfall balance of liability for Gratuity is ₹ 90.56 Crs. (inclusive of gratuity claims receivable from Gratuity Trust ₹ 61.59 Crs.). Trustees administered contribution made to the Trust and contributions are invested with Employees Group Gratuity Cash Accumulation Scheme with Life Insurance Corporation of India. The following table sets out the gratuity plan and the amounts recognized in the Company's Financial Statements as at 31st March, 2017.

The actuarial liability as on 31.03.2017:

(₹ in Crs.)

Head	Opening Actuarial Liability as on 01.04.2016	Incremental Liability during the Year	Closing Actuarial Liability as on 31.03.2017
Gratuity	1565.84	24.50	1590.34
Earned Leave	328.37	80.02	408.39
Half Pay Leave	49.78	9.58	59.36
Life Cover Scheme	10.73	0.49	11.22
Settlement Allowance Executives	6.18	(5.57)	0.61
Settlement Allowance Non-executives	17.92	0.24	18.16
Group Personal Accident Insurance Scheme	0.16	—	0.16
Leave Travel Concession	33.07	1.14	34.21
PRMB	151.06	2.12	153.18
Compensation to dependents in case of mine accidental death	25.70	0.50	26.20
<b>Total</b>	<b>2,188.81</b>	<b>113.02</b>	<b>2,301.83</b>

#### (iii) Disclosure as per Actuary's Certificate

The disclosures as per actuary's certificate for employee benefits for Gratuity (funded) and Leave Encashment (funded) are given below :

**NOTE – 38 : ADDITIONAL NOTES TO THE STANDALONE FINANCIAL STATEMENTS  
FOR THE YEAR ENDED 31ST MARCH, 2017**

**Actuarial Valuation of Gratuity Liability as at 31.03.2017**

**Certificates as per ind AS 19 (2015)**

(₹ in Crs.)

<b>Changes in Present Value of defined benefit obligations</b>	<b>As at 31.03.2017</b>	<b>As at 31.03.2016</b>
Present Value of obligation at beginning of the period	1,565.84	1,582.69
Current Service Cost	115.01	104.66
Interest Cost	106.40	119.39
Actuarial (Gain) / Loss on obligations due to change in financial assumption	92.46	—
Actuarial (Gain) / Loss on obligations due to unexpected experience	(93.01)	(60.21)
Benefits Paid	196.35	180.69
Present Value of obligation at end of the period	1,590.34	1,565.84

(₹ in Crs.)

<b>Changes in Fair Value of Plan Assets</b>	<b>As at 31.03.2017</b>	<b>As at 31.03.2016</b>
Fair Value of Plan Asset at beginning of the period	1,387.62	1,446.89
Interest Income	100.60	115.75
Employer Contributions	250.00	0.39
Benefits Paid	196.35	180.69
Return on Plan Assets excluding Interest income	19.49	5.27
Fair Value of Plan Asset as at end of the period	1,561.37	1,387.62

(₹ in Crs.)

<b>Statement showing Reconciliation to Balance Sheet</b>	<b>As at 31.03.2017</b>	<b>As at 31.03.2016</b>
Funded Status	(28.97)	(178.21)
Unrecognized actuarial (gain) / loss at end of the period	—	—
Fund Asset	1,561.37	1,387.62
Fund Liability	1,590.34	1,565.83

**NOTE – 38 : ADDITIONAL NOTES TO THE STANDALONE FINANCIAL STATEMENTS  
FOR THE YEAR ENDED 31ST MARCH, 2017**

Statement showing Plan Assumptions	As at 31.03.2017	As at 31.03.2016
Discount Rate	7.00%	8.00%
Expected Return on Plan Asset	7.00%	8.00%
Rate of Compensation Increase (Salary Inflation)	9.00% for Executives and 6.50% for Non-Executives	6.25%
Average Expected Future Service (Remaining Working Life)	14	13
Average Duration of Liabilities	—	—
Mortality Table	IALM 2006-2008 ULTIMATE	
Superannuation at Age-Male	60	60
Superannuation at Age-Female	60	60
Early Retirement and Disablement	1.00%	1.00%

(₹ in Crs.)

Expense Recognized in Statement of Profit / Loss	As at 31.03.2017	As at 31.03.2016
Current Service Cost	115.01	104.66
Net Interest Cost	5.80	3.63
Benefit Cost (Expense recognized in Statement of Profit/Loss)	120.81	108.30

(₹ in Crs.)

Other Comprehensive Income	As at 31.03.2017	As at 31.03.2016
Actuarial (Gain) / Loss on obligations due to change in financial assumption	92.46	
Actuarial (Gain) / Loss on obligations due to unexpected experience	(93.02)	(60.21)
Total Actuarial (Gain) / Loss	(0.56)	(60.21)
Return on Plan Asset, excluding Interest Income	19.49	5.27
Balance at the end of the period	(20.05)	(65.49)
Net (Income) / Expense for the period recognised in Other Comprehensive Income	(20.05)	(65.49)

**NOTE – 38 : ADDITIONAL NOTES TO THE STANDALONE FINANCIAL STATEMENTS  
FOR THE YEAR ENDED 31ST MARCH, 2017**

<b>Table Showing Allocation of Plan Asset at end Measurement Period</b>	<b>As at 31.03.2017</b>	<b>As at 31.03.2016</b>
Cash & Cash Equivalents	—	—
Investment Funds		—
Derivatives	—	—
Asset-Backed Securities	—	—
Structured Debt	—	—
Real Estates	—	—
Special Deposit Scheme	—	—
State Government Securities	—	—
Government of India Assets	—	—
Corporate Bonds	—	—
Debt Securities	—	—
Annuity Contracts/Insurance Fund	—	—
<b>Total</b>	<b>—</b>	<b>—</b>

<b>Table Showing Total Allocation in % of Plan Asset at end Measurement Period</b>	<b>As at 31.03.2017</b>	<b>As at 31.03.2016</b>
Cash & Cash Equivalents	—	—
Investment Funds		—
Derivatives	—	—
Asset-Backed Securities	—	—
Structured Debt	—	—
Real Estates	—	—
Special Deposit Scheme	—	—
State Government Securities	—	—
Government of India Assets	—	—
Corporate Bonds	—	—
Debt Securities	—	—
Annuity Contracts/Insurance Fund	—	—
Other	—	—
<b>Total</b>	<b>—</b>	<b>—</b>

**NOTE – 38 : ADDITIONAL NOTES TO THE STANDALONE FINANCIAL STATEMENTS  
FOR THE YEAR ENDED 31ST MARCH, 2017**

**Table 9: Disclosure Item**

**Mortality Table**

Age	Mortality (Per Annum)
25	0.000984
30	0.001056
35	0.001282
40	0.001803
45	0.002874
50	0.004946
55	0.007888
60	0.011534
65	0.0170085
70	0.0258545

Sensitivity Analysis	As at 31.03.2017		As at 31.03.2016	
	Increase	Decrease	Increase	Decrease
Discount Rate (-/+ 0.5%)	1532.30	1652.37	—	—
% Change Compared to base due to sensitivity	– 3.65%	3.90%	—	—
Salary Growth (-/+ 0.5%)	1601.32	1578.42	—	—
% Change Compared to base due to sensitivity	0.69%	– 0.75%	—	—
Attrition Rate (-/+ 0.5%)	1592.25	1588.44	—	—
% Change Compared to base due to sensitivity	0.12%	– 0.12%	—	—
Mortality Rate (-/+ 10%)	1601.64	1579.05	—	—
% Change Compared to base due to sensitivity	0.71%	– 0.71%	—	—

**NOTE – 38 : ADDITIONAL NOTES TO THE STANDALONE FINANCIAL STATEMENTS  
FOR THE YEAR ENDED 31ST MARCH, 2017**

Statement Showing Cash Flow Information	(Amount ₹ in Crs)
Next Year Total (Expected)	1580.60
Minimum Funding Requirements	98.83
Company's Discretion	—

Statement Showing Benefit Information Estimated Future payments (Past Service)	
Year	(Amount ₹ in Crs)
1	186.17
2	179.35
3	170.36
4	154.67
5	141.58
6 to 10	693.54
More than 10 years	1578.49
Total Undiscounted Payments Past and Future Service	—
Total Undiscounted Payments related to Past Service	3104.17
Less Discount For Interest	1513.83
Projected Benefit Obligation	1590.34

Table Showing Outlook Next Year Components of Net Periodic benefit Cost Next Period	
	Indian Rupees (INR)
Current service Cost(Employer portion Only) Next period	95,69,34,577
Interest Cost next period	1,08,55,11,577
Expected Return on Plan Asset	1,13,19,95,300
Unrecognized past service Cost	
Unrecognized actuarial/gain loss at the end of the period	
Settlement Cost	
Curtailement Cost	
other( Actuarial Gain/loss)	
Benefit Cost	91,04,50,853

**NOTE – 38 : ADDITIONAL NOTES TO THE STANDALONE FINANCIAL STATEMENTS  
FOR THE YEAR ENDED 31ST MARCH, 2017**

(₹ in Crs.)

Statement Showing expected return on Plan Asset at end Measurement	As at 31.03.2017	As at 31.03.2016
Current liability	179.77	198.50
Non-Current Liability	1,410.57	1,367.34
Net Liability	1,590.34	1,565.84

**ACTUARIAL VALUATION OF LEAVE ENCASHMENT BENEFIT (EL/HPL)  
AS AT 31.03.2017**

**CERTIFICATES AS PER IND AS 19 (2015)**

(₹ in Crs.)

Changes in Present Value of defined benefit obligations	As at 31.03.2017	As at 31.03.2016
Present Value of obligation at beginning of the period	378.15	388.66
Current Service Cost	50.72	40.79
Interest Cost	23.32	26.42
Actuarial (Gain) / Loss on obligations due to change in financial assumption	66.86	—
Actuarial (Gain) / Loss on obligations due to unexpected experience	61.48	39.02
Benefits Paid	112.79	116.75
Present Value of obligation at end of the period	467.75	378.15

(₹ in Crs.)

Changes in Fair Value of Plan Assets	As at 31.03.2017	As at 31.03.2016
Fair Value of Plan Asset at beginning of the period	—	—
Interest Income	6.73	—
Employer Contributions	382.96	—
Benefits Paid	112.79	—
Return on Plan Assets excluding Interest income	(–) 0.33	—
Fair Value of Plan Asset as at end of the period	276.57	—



**NOTE – 38 : ADDITIONAL NOTES TO THE STANDALONE FINANCIAL STATEMENTS  
FOR THE YEAR ENDED 31ST MARCH, 2017**

(₹ in Crs.)

<b>Statement showing reconciliation to Balance Sheet</b>	<b>As at 31.03.2017</b>	<b>As at 31.03.2016</b>
Funded Status	(191.18)	(378.15)
Unrecognized actuarial (gain) / loss at end of the period	—	—
Fund Asset	276.57	—
Fund Liability	467.75	378.15

(₹ in Crs.)

<b>Statement showing Plan Assumptions</b>	<b>As at 31.03.2017</b>	<b>As at 31.03.2016</b>
Discount Rate	7.25%	8.00%
Expected Return on Plan Asset	7.25%	NA
Rate of Compensation Increase (Salary Inflation)	9.00% for Executives and 6.50% for Non- Executives	6.25% p.a.
Average Expected Future Service (Remaining Working Life)	14	14
Average Duration of Liabilities	14	14
Mortality Table	IALM 2006-2008 ULTIMATE	
Superannuation at Age-Male	60	60
Superannuation at Age-Female	60	60
Early Retirement and Disablement	1.00%	1.00%
Voluntary Retirement	Ignored	Ignored

(₹ in Crs.)

<b>Expense Recognized in Statement of Profit / Loss</b>	<b>As at 31.03.2017</b>	<b>As at 31.03.2016</b>
Current Service Cost	50.72	40.79
Net Interest Cost	16.59	26.42
Net Actuarial Gain / Loss	128.68	39.02
Benefit Cost (Expense recognised in Statement of Profit/Loss)	195.99	106.23

**NOTE – 38 : ADDITIONAL NOTES TO THE STANDALONE FINANCIAL STATEMENTS  
FOR THE YEAR ENDED 31ST MARCH, 2017**

(₹ in Crores.)

Other Comprehensive Income	As at 31.03.2017	As at 31.03.2016
Actuarial gain/loss on obligations due to Change in Financial Assumption	-	-
Actuarial gain/loss on obligations due to Change in Demographic assumption	-	-
Actuarial gain/loss on obligations due to Unexpected Experience	-	-
Actuarial gain/loss on obligations due to Other reason	-	-
Total Actuarial (gain)/losses	-	-
Return on Plan Asset, Excluding Interest Income	-	-
The effect of asset ceiling	-	-
Balance at the end of the Period	-	-
Net(Income)/Expense for the Period Recognized in OCI	-	-

Mortality Table	
Age	Mortality (Per Annum)
25	0.000984
30	0.001056
35	0.001282
40	0.001803
45	0.002874
50	0.004946
55	0.007888
60	0.011534
65	0.0170085
70	0.0258545

**NOTE – 38 : ADDITIONAL NOTES TO THE STANDALONE FINANCIAL STATEMENTS  
FOR THE YEAR ENDED 31ST MARCH, 2017**

(₹ in Crores.)

Sensitivity Analysis	Increase	Decrease
Discount Rate (-/+ 0.5%)	447.26	489.08
% Change Compared to base due to sensitivity	-0.0438	0.0456
Salary Growth (-/+ 0.5%)	485.76	450.25
% Change Compared to base due to sensitivity	0.0385	-0.0374
Attrition Rate (-/+ 0.5%)	468.50	466.86
% Change Compared to base due to sensitivity	0.0016	-0.0019
Mortality Rate (-/+ 10%)	470.13	465.36
% Change Compared to base due to sensitivity	0.0051	-0.0051

Table Showing Benefit Information Estimated Future payments	
year	Indian Rupees(INR)
1	37,65,70,970
2	40,18,08,647
3	43,31,87,506
4	37,58,86,683
5	37,72,84,737
6 to 10	1,99,08,04,565
More than 10 years	6,17,73,64,520
Total Undiscounted Payments Past and Future Service	
Total Undiscounted Payments related to Past Service	10,13,29,07,628
Less Discount For Interest	5,45,54,22,058
Projected Benefit Obligation	4,67,74,85,570

Statement Showing expected return on Plan Asset at end Measurement	As at 31.03.2017	As at 31.03.2016
Current liability	36.36	42.85
Non-Current Liability	431.39	335.30
<b>Net Liability</b>	<b>467.75</b>	<b>378.15</b>

**NOTE – 38 : ADDITIONAL NOTES TO THE STANDALONE FINANCIAL STATEMENTS  
FOR THE YEAR ENDED 31ST MARCH, 2017**

**5. Unrecognized items:****a) Contingent Liabilities**

Claims against the Company not acknowledged as debts (including interest, wherever applicable)

(₹ in Crores.)

Claims against the company not acknowledged as debt			
		31.03.2017	31.03.2016
1	<b>Central Govt.</b>		
	Income Tax	660.10	615.46
	Central Excise	106.23	101.66
2	<b>State Govt. and Local authorities</b>		
	Royalty	536.30	536.28
	Entry Tax	25.00	25.00
	MADA	275.09	229.49
	Sales Tax /Vat/Elect. Duty	1,551.27	1,386.86
3	<b>Central Public Sector Enterprises</b>		
	Suit against the company under litigation	0.00	0.00
4	<b>Others</b>		
		831.03	734.30
	<b>Total</b>	<b>3,985.03</b>	<b>3,629.05</b>

**b) Capital Commitments**

Estimated amount of contracts remaining to be executed on capital account and not provided for (net of advance) is ₹ 959.63 Crores as on 31.03.2017 (Previous Year ₹ 115.66 Crores).

**c) Other Commitments**

Estimated amount of contracts remaining to be executed and not provided for (net of advance) is ₹ 8654.82 Crores as on 31.03.2017 (Previous Year ₹ 3547.50 Crores).

**d) Letter of Credit :**

As on 31.03.2017 outstanding letters of credit is ₹ 46.91 Crores (₹ 21.97 Crores).

**NOTE – 38 : ADDITIONAL NOTES TO THE STANDALONE FINANCIAL STATEMENTS  
FOR THE YEAR ENDED 31ST MARCH, 2017**

**Provisions :** The position and movement of various provisions except those relating to employee benefits which are valued actuarially, as on 31.03.2017 are given below:

Provisions	Opening Balance as on 1.04.2016	Addition during the year	Write back/ Adj. during the year	Unwinding of discounts	Closing Balance as on 31.03.2017
<b>Property, Plant and Equipment :</b>					
Impairment of Assets :	40.93	10.45	—	—	51.38
<b>Capital Work in Progress :</b>					
Against CWIP :	117.99	9.63	(3.84)	—	127.62
<b>Exploration And Evaluation Assets :</b>					
Provision and Impairment:	2.21	—	(0.67)	—	1.54
<b>Non Current Assets Held For Sale :</b>					
Provision :	—	—	—	—	—
<b>Loans :</b>					
Other Loans :	—	—	—	—	—
<b>Other Financial Assets:</b>					
Current Account with Subsidiaries :	—	—	—	—	—
Claim receivables :	—	4.25	—	—	4.25
Other Receivables :	1.83	1.72	—	—	3.55
<b>Other Non-Current Assets :</b>					
Exploratory Drilling Work :	—	—	—	—	—
Capital Advance :	1.21	—	(1.19)	—	0.02
Against Security Deposit for Utilities :	0.14	—	(0.14)	—	—
Others Deposits :	0.25	—	(0.25)	—	—
<b>Other Current Assets :</b>					
Advances for Revenue :	0.55	0.30	(0.15)	—	0.70
Advance Payment Against Statutory Dues :	0.89	—	(0.68)	—	0.21
Other Deposits :	40.55	—	(39.03)	—	1.52
Cenvat and Vat Credit Receivable	6.46	—	(0.87)	—	5.59
Other Receivables :	—	7.29	—	—	7.29
<b>Inventories :</b>					
Stock of Coal :	0.65	0.55	(0.09)	—	1.11
Stock of Stores & Spares :	41.30	3.49	—	—	44.79
<b>Trade Receivables :</b>					
Provision for bad & doubtful debts :	729.18	487.44	(340.60)	—	876.02
<b>Non-Current &amp; Current Provision :</b>					
Performance related pay :	541.00	30.26	(313.43)	—	257.83
NCWA-X:	—	289.76	—	—	289.76
Mine Closure:	903.92	—	—	68.11	972.03
Others:	2367.87	—	(90.79)	—	2277.08

**NOTE – 38 : ADDITIONAL NOTES TO THE STANDALONE FINANCIAL STATEMENTS  
FOR THE YEAR ENDED 31ST MARCH, 2017**

**6. Other Information****a) Government Assistance**

Subsidy for Sand Stowing & Protective Works includes ₹ 0.60 Crores received from Ministry of Coal, Government of India in terms of Coal Mines (Conservation & Development) Act, 1974 towards reimbursement of expenditure incurred for the Sand Stowing & Protective Works by NEC during the F.Y. 2016-17.

**b) Segment Reporting**

Presently there is one single reportable segment being sale of Coal

**c) Earnings per share**

(₹ in Crores.)

Sl. No.	Particulars	PAT		PAT INCLUDING OCI	
		For the year ended 31.03.2017	For the year ended 31.03.2016	For the year ended 31.03.2017	For the year ended 31.03.2016
i)	Net profit after tax attributable to Equity Share Holders	1389.41	1929.40	1401.14	1970.06
ii)	Weighted Average no. of Equity Shares Outstanding	94 Lakhs	94 Lakhs	94 Lakhs	94 Lakhs
iii)	Basic and Diluted Earnings per Share in Rupees (Face value ₹ 1000/- per share)	1478.10	2052.55	1490.57	2095.81

**d) Related Party Disclosures****(i) Key Managerial Personnel**

Mr. Gopal Singh, Chairman-Cum-Managing Director

Mr. D. K. Ghosh, Director (Finance)

Mr. R.S. Mahapatro, Director (P&IR)

Mr. P. K. Tiwari, Director (Technical) (upto 30.09.2016)

Mr. S. Chandra, Director (Technical/Operations)

Mr. A. K. Mishra, Director (Technical/P & P) (From 01.10.2016)

Mr. C.V.N. Gangaram, Company Secretary ( up to 31.01.2017)

**(ii) Independent Directors**

Mr. Ashok Gupta

Mr. Bharat Bhusan Goyal

**NOTE – 38 : ADDITIONAL NOTES TO THE STANDALONE FINANCIAL STATEMENTS  
FOR THE YEAR ENDED 31ST MARCH, 2017**

**(iii) Remuneration of Key Managerial Personnel**

(₹ in Crores.)

Sl. No.	Payment to CMD, Whole Time Directors and Company Secretary	For the year ended 31.03.2017	For the year ended 31.03.2016
i)	<b>Short Term Employee Benefits</b>		
	Gross Salary	2.83	1.32
	Perquisites	0.22	0.10
	Medical Benefits	0.01	0.01
ii)	<b>Post-Employment Benefits</b>		
	Contribution to P.F. & other fund	0.19	0.14
iii)	<b>Termination Benefits (Paid at the time of separation)</b>		
	Leave Encashment	0.36	-
	Gratuity	0.20	-
	<b>TOTAL</b>	<b>3.81</b>	<b>1.57</b>

Provision on the basis of actuarial valuation of defined benefits have not been considered in the above Director's remuneration.

- (i) Besides above, whole time Directors have been allowed to use of cars for private journey up to a ceiling of 1000 KMs on payment of ₹ 2,000 per month as per service conditions.

(₹ in Crores.)

(ii)

Sl. No.	Payment to Independent Directors	For the year ended 31.03.2017	For the year ended 31.03.2016
i)	Sitting Fees	0.24	0.03

**Balances Outstanding as on 31.03.2017**

Sl. No.	Particulars	As on 31.03.2017	As on 31.03.2016
i)	Amount Payable	Nil	Nil
ii)	Amount Receivable	Nil	Nil

**(iv) Related Party Transactions Within Company**

The Company being a Government related entity is exempt from the general disclosure requirements in relation to related party transactions and outstanding balances with the controlling Government and another entity under same Government.

Central Coalfields Limited has entered into transactions with its subsidiaries which include Apex charges, Rehabilitation charges, CMPDIL Expenses, R&D Expenses, Lease rent, Interest on Surplus Fund, IICM charges and other expenditure incurred by or on behalf of other subsidiaries through current account.

**NOTE – 38 : ADDITIONAL NOTES TO THE STANDALONE FINANCIAL STATEMENTS  
FOR THE YEAR ENDED 31ST MARCH, 2017**

As per Ind AS 24, following are the disclosures regarding nature and amount of significant transactions.

(₹ in Crores.)

Name of the Company	Nature of relationship	Amount of transactions during the year [ Dr/(Cr)]
Coal India Limited ( CIL)	Holding Company	19.94
Eastern Coalfields Limited	100% Subsidiary of CIL	(0.24)
Bharat Coking Coal Limited	100% Subsidiary of CIL	(0.70)
Western Coalfields Limited	100% Subsidiary of CIL	(0.20)
Northern Coalfields Limited	100% Subsidiary of CIL	0.38
South Eastern Coalfields Limited	100% Subsidiary of CIL	(0.35)
Mahanadi Coalfields Limited	100% Subsidiary of CIL	0.54
CMPDI Limited	100% Subsidiary of CIL	7.44
Jharkhand Central Railway Limited	Joint Venture of CCL	4.85

**e) Taxation**

An amount of ₹ 1,039.36 Crores. (₹ 1,308.60 Crores.) is provided in the accounts during current year towards income tax.

**Calculation of Deferred Tax**

(₹ in Crores.)

DEFERRED TAX ASSETS / LIABILITIES	2016-17	2015-16
<b>A. Deferred Tax Assets</b>		
1. Provision for doubtful advances & debts	311.56	270.31
2. Expenses allowable on payment basis	354.30	363.90
3. Other Timing Differences	106.08	90.26
<b>TOTAL OF (A)</b>	<b>771.94</b>	<b>724.47</b>
<b>B. Deferred Tax Liabilities</b>		
Depreciation/Amortisation	0.06	(-) 0.56
<b>NET TAX (A – B)</b>	<b>771.88</b>	<b>725.03</b>

- Deferred Tax Assets /Liabilities (net) has been considered as non-current assets / non- current liabilities.
- Explanation of changes in applicable tax rates compared to previous accounting period.
- Relationship between tax expense (income) and accounting profit



**NOTE – 38 : ADDITIONAL NOTES TO THE STANDALONE FINANCIAL STATEMENTS  
FOR THE YEAR ENDED 31ST MARCH, 2017**

***Numerical Reconciliation of difference***

Sl. No.	Nature of Adjustments	Year ended 31.03.2017
1	Net Profit as per Statement of Profit and Loss (before tax)	2393.65
2	Applicable Tax rate	34.608%
	(A) = 1*2	828.39
3	Net Profit as per Income Tax	3003.25
4	(B) Tax Expense (Income)	1039.36
	<b>Difference [ A-B]</b>	<b>210.97</b>
<b>OR</b>		
1	Average effective tax rate	43.42
2	Applicable Tax rate	34.608
3	<b>Difference</b>	<b>8.81</b>

**f) Insurance and escalation claims**

Insurance and escalation claims are accounted for on the basis of admission/final settlement.

**g) Provisions made in the Accounts**

Provisions made in the accounts against slow moving/non-moving/obsolete stores, claims receivable, advances, doubtful debts etc. are considered adequate to cover possible losses.

**h) Current Assets, Loans and Advances etc.**

In the opinion of the Management, assets other than fixed assets and non-current investments have a value on realisation in the ordinary course of business at least equal to the amount at which they are stated.

**i) Current Liabilities**

Estimated liability has been provided where actual liability could not be measured.

**j) Balance Confirmations**

Balance confirmation/reconciliation is carried out for cash & bank balances, certain loans & advances, long term liabilities and current liabilities.

**k) Pursuant to notification no. G.S.R 632 E dated 14.08.2015 issued by the Ministry of Mines (Government of India) regarding formation of National Mineral Exploration Trust Fund u/s 9C of the Mines & Minerals (Development and Regulation) Amendment Act, 2015 (MMDR Act), Company has implemented collection from customers additional royalty @ 2% on royalty during FY 2015-16.**

By virtue of Notification dtd. 31.08.2016 the effective date for levy of DMF Cess has been shifted from retrospective effect i.e. from 07.12.2015 to 12.01.2015. Accordingly, supplementary bills have been raised .

**NOTE – 38 : ADDITIONAL NOTES TO THE STANDALONE FINANCIAL STATEMENTS  
FOR THE YEAR ENDED 31ST MARCH, 2017**

**l) Value of imports on CIF basis**

(₹ in Crores.)

Particulars	For the year ended 31.03.2017	For the year ended 31.03.2016
(i) Raw Material	NIL	NIL
(ii) Capital Goods	45.22	36.18
(iii) Stores, Spares & Components	2.77	13.60

**m) Expenditure incurred in Foreign Currency**

(₹ in Crores.)

Particulars	For the year ended 31.03.2017	For the year ended 31.03.2016
Travelling Expenses	0.23	0.09
Training Expenses	—	—
Consultancy Charges	—	—
Interest	—	—
Stores and Spares	—	—
Capital Goods	—	—
Others	—	—

**n) Earning in Foreign Exchange:**

(₹ in Crores.)

Particulars	For the year ended 31.03.2017	For the year ended 31.03.2016
Travelling Expenses	NIL	NIL
Training Expenses	NIL	NIL
Consultancy Charges	NIL	NIL

**o) Total Consumption of Stores and Spares**

(₹ in Crores.)

Particulars	For the year ended 31.03.2017		For the year ended 31.03.2016	
	Amount	% of total consumption	Amount	% of total consumption
(i) Imported Materials	14.17	2%	24.17	3%
(ii) Indigenous	785.33	98%	783.46	97%

**NOTE – 38 : ADDITIONAL NOTES TO THE STANDALONE FINANCIAL STATEMENTS  
FOR THE YEAR ENDED 31ST MARCH, 2017**

**p) Statement of Opening Stock, Production, Purchases, Turnover and Closing Stock of Coal**

(₹ in Crores. and Quantity in 'Lakh tonne)

	For the year ended 31.03.2017		For the year ended 31.03.2016	
	Qty.	Value	Qty.	Value
Opening Stock	114.60	1,022.72	97.18	886.95
Production	670.47	13,354.57	613.24	11,820.83
Sales	483.19	11,350.99	464.96	10,303.94
Own Consumption	0.01	0.06	0.01	0.10
Washery Feed	126.14	1,556.56	130.85	1,381.02
Write Off/Shortage	—	—	—	—
Closing Stock	175.73	1,469.68	114.60	1,022.72

**q) Significant accounting policy**

Significant Accounting Policy (Note-02) has been suitably modified / re-drafted over previous period, as found necessary to elucidate the accounting policies adopted by the Company in accordance with Indian Accounting Standards (Ind ASs) notified by Ministry of Corporate Affairs (MCA) under the Companies (Indian Accounting Standards) Rules, 2015.

The impact of change in accounting policy and other changes to comply with Ind AS in Net Profit is stated below:

**7. Reconciliation of Profit between IND AS and previous Indian GAAP**

(₹ in Crores.)

Sl. No.	Nature of Adjustments	Year ended 31.03.2016
	Net Profit as per previous Indian GAAP (after tax)	1914.70
1	Re-measurement of Mine Closure Provision as per Ind AS 16 (Net of tax)	50.11
2	Actuarial loss/gain on re-measurement of employee defined benefit plan as per Ind AS 19 recognized in "Other Comprehensive Income" (Net of tax)	(40.66)
3	Effect of adjustments relating to Prior period (Net of tax)	5.25
	<b>Net Profit as per Ind AS (after tax) attributable to equity shareholders</b>	<b>1929.40</b>
	Other Comprehensive Income (after tax)	40.66
	<b>Total Comprehensive Income as per Ind AS (after tax) attributable to equity shareholders</b>	<b>1970.06</b>

**8. First time adoption of Ind AS**

These financial statements, for the year ended 31st March 2017, are the first the Company has prepared in accordance with Ind AS. For periods up to and including the year ended 31 March 2016, the Company prepared its financial statements in accordance with accounting standards notified under section 133 of the Companies Act 2013, read together with paragraph 7 of the Companies (Accounts) Rules, 2014 (Indian GAAP). Accordingly, the Company has prepared financial statements which comply with Ind AS applicable for periods ending on 31st March 2017, together with the comparative period data as at and for the year ended 31st March 2016, as described in the summary of significant accounting policies. In preparing these financial statements, the Company's opening balance sheet was prepared as at 1 April 2015, the Company's date of transition to Ind AS. This note explains the principal adjustments made by the Company in restating its Indian GAAP financial statements, including the balance sheet as at 1st April 2015 and the financial statements as at and for the year ended 31st March 2016.

**NOTE – 38 : ADDITIONAL NOTES TO THE STANDALONE FINANCIAL STATEMENTS  
FOR THE YEAR ENDED 31ST MARCH, 2017**

**Exemptions applied :** Ind AS 101 allows first-time adopters certain exemptions from the retrospective application of certain requirements under Ind AS. The Company has applied the following exemptions:

**(i) Fair value measurement of financial assets or financial liabilities  
(Ind AS 101.D20)**

First-time adopters may apply Ind AS 109 to day one gain or loss provisions prospectively to transactions occurring on or after the date of transition to Ind AS. Therefore, unless a first-time adopter elects to apply Ind AS 109 retrospectively to day one gain or loss transactions, transactions that occurred prior to the date of transition to Ind AS do not need to be retrospectively restated.

As a first time adopter of Ind AS, the Company has opted to apply Ind AS 109 prospectively.

**(ii) Mine Closure, Site Restoration and Decommissioning Obligation in  
Property, Plant and Equipment (Ind AS 101.D21)**

Appendix 'A' to Ind AS 16 Changes in Existing Decommissioning, Restoration and Similar Liabilities requires specified changes in a decommissioning, restoration or similar liability to be added to or deducted from the cost of the asset to which it relates; the adjusted depreciable amount of the asset is then depreciated prospectively over its remaining useful life. A first-time adopter need not comply with these requirements for changes in such liabilities that occurred before the date of transition to Ind AS. In other words, a first-time adopter will not need to estimate what provision would have been calculated at earlier reporting dates. Instead, the decommissioning liability is calculated at the date of transition and it is assumed that the same liability (adjusted only for the time value of money) existed when the asset was first acquired/constructed.

Ind AS, the Company has calculated the Mine Closure, Site Restoration and Decommissioning Obligation at the date of transition assuming that the same liability (present value) existed when the asset was first acquired/constructed.

**(iii) Resettlement & Rehabilitation Policy**

With changing aspirations of Project Affected Persons (PAPs) and for faster acquisition of land, Resettlement & Rehabilitation Policy of the company was revised in 2012 making it liberal and PAP friendly with more flexibility to the Board of Subsidiary Companies. The Policy provides for conducting baseline socioeconomic survey to identify PAPs enlisted to receive R&R benefits as well as to formulate Rehabilitation Action Plan (RAP) in consultation with PAPs and State Govt. The R&R Policy of Coal India Ltd., provides for payment of land compensation and solatium, employment or lump sum monetary compensation and annuity, compensation for home-stead, lump sum payment in lieu of alternate house site, subsistence allowance to each affected displaced family etc.

**9. Environmental Impact Assessment (EIA)/Environmental Management  
Plan (EMP)**

EIA/EMPs for all the new and expansion projects as per EIA Notification SO 1533 dated 14th September, 2006 of MoEF are prepared for peak and normative capacities and environmental clearance is obtained. During the year 2016-17, CMPDI has prepared a total of 7 (seven) and formulated 5(five) Draft EIA/EMPs. 3 (three) Environmental clearances were also obtained from MoEF for different Projects/Company of Mines, Washeries and Sand Mine Project of CIL during the year 2016-17.

**NOTE – 38 : ADDITIONAL NOTES TO THE STANDALONE FINANCIAL STATEMENTS  
FOR THE YEAR ENDED 31ST MARCH, 2017**

**10 (i) Reconciliation of equity as at 1st April, 2015 (date of transition to Ind AS)**

(₹ in Crores.)

Particulars	Note	Indian GAAP	Adjustment	Ind AS
<b>ASSETS</b>				
<b>Non-Current Assets</b>				
(a) Property, Plant & Equipments	3	1753.75	483.99	2237.74
(b) Capital Work in Progress	4	405.08	8.94	414.02
(c) Exploration and Evaluation Assets	5	173.56	0.27	173.83
(d) Investment Property		—	—	—
(e) Intangible Assets	6	4.74	—	4.74
(f) Intangible Assets under Development		—	—	—
(g) Non-Current Assets Held for Sale	6	1.71	—	1.71
(h) Financial Assets				
(i) Investments	7	9.42	—	9.42
(ii) Loans	8	1.26	—	1.26
(iii) Other Financial Assets	9	1393.95	—	1393.95
(i) Deferred Tax Assets (net)		620.47	—	620.47
(j) Other non-current assets	10	112.84	—	112.84
<b>Total Non-Current Assets (A)</b>		<b>4476.78</b>	<b>493.20</b>	<b>4969.98</b>
<b>Current Assets</b>				
(a) Inventories	12	1349.43	—	1349.43
(b) Financial Assets				
(i) Investments	7	394.37	—	394.37
(ii) Trade Receivables	13	1465.57	(40.71)	1424.86
(iii) Cash & Cash equivalents	14	1007.68	—	1007.68
(iv) Other Bank Balances	15	2395.58	—	2395.58
(v) Loans	8	—	—	—
(vi) Other Financial Assets	9	302.73	7.17	309.90
(c) Current Tax Assets (Net)		11.06	—	11.06
(d) Other Current Assets	11	1145.18	(2.95)	1142.23
<b>Total Current Assets (B)</b>		<b>8071.60</b>	<b>(36.49)</b>	<b>8035.11</b>
<b>Total Assets (A+B)</b>		<b>12548.38</b>	<b>456.71</b>	<b>13005.09</b>
<b>EQUITY AND LIABILITIES</b>				
<b>Equity</b>				
(a) Equity Share Capital	16	940.00	—	940.00
(b) Other Equity	17	4872.38	495.89	5368.27
Equity attributable to equity holders of the company		5812.38	495.89	6308.27
Non-Controlling Interests		—	—	—
<b>Total Equity (A)</b>		<b>5812.38</b>	<b>495.89</b>	<b>6308.27</b>
Non-Current Liabilities				
(a) Financial Liabilities				
(i) Borrowings	18	—	—	—
(ii) Trade Payables		—	—	—
(iii) Other Financial Liabilities	20	34.77	—	34.77
(b) Provisions	21	2321.59	289.59	2611.18
(c) Other Non-Current Liabilities	22	150.59	—	150.59
<b>Total Non-Current Liabilities (B)</b>		<b>2506.95</b>	<b>289.59</b>	<b>2796.54</b>
Current Liabilities				
(a) Financial Liabilities				
(i) Borrowings	18	—	—	—
(ii) Trade payables	19	132.46	(1.52)	130.94
(iii) Other Financial Liabilities	20	206.20	—	206.20
(b) Other Current Liabilities	23	2733.60	(329.65)	2403.95
(c) Provisions	21	1156.79	2.40	1159.19
<b>Total Current Liabilities (C)</b>		<b>4229.05</b>	<b>(328.77)</b>	<b>3900.28</b>
<b>Total Equity and Liabilities (A+B+C)</b>		<b>12548.38</b>	<b>456.71</b>	<b>13005.09</b>

**NOTE – 38 : ADDITIONAL NOTES TO THE STANDALONE FINANCIAL STATEMENTS  
FOR THE YEAR ENDED 31ST MARCH, 2017**

**10 (ii) Reconciliation of equity as at 31st March, 2016**

(₹ in Crores.)

Particulars	Note	Indian GAAP	Adjustment	Ind AS
<b>Non-Current Assets</b>				
(a) Property, Plant & Equipments	3	2112.26	429.72	2541.98
(b) Capital Work in Progress	4	297.06	6.34	303.40
(c) Exploration and Evaluation Assets	5	201.14	0.00	201.14
(d) Investment Property		—	—	—
(e) Intangible Assets	6	3.59	(0.05)	3.54
(f) Intangible Assets under Development		—	—	—
(g) Non-Current Assets Held for Sale	6	1.71	—	1.71
(h) Financial Assets				
(i) Investments	7	—	—	—
(ii) Loans	8	0.92	—	0.92
(iii) Other Financial Assets	9	1533.01	—	1533.01
(i) Deferred Tax Assets (net)		725.03	—	725.03
(j) Other non-current assets	10	119.38	—	119.38
<b>Total Non-Current Assets (A)</b>		<b>4994.10</b>	<b>436.01</b>	<b>5430.11</b>
<b>Current Assets</b>				
(a) Inventories	12	1491.26	—	1491.26
(b) Financial Assets				
(i) Investments	7	—	—	—
(ii) Trade Receivables	13	1365.58	(0.15)	1365.43
(iii) Cash & Cash equivalents	14	1968.58	—	1968.58
(iv) Other Bank Balances	15	2090.19	—	2090.19
(v) Loans	8	—	—	—
(vi) Other Financial Assets	9	381.06	2.20	383.26
(c) Current Tax Assets (Net)		(38.31)	—	(38.31)
(d) Other Current Assets	11	1261.30	(2.57)	1258.73
<b>Total Current Assets (B)</b>		<b>8519.66</b>	<b>(0.52)</b>	<b>8519.14</b>
<b>Total Assets (A+B)</b>		<b>13513.76</b>	<b>435.49</b>	<b>13949.25</b>
<b>EQUITY AND LIABILITIES</b>				
<b>Equity</b>				
(a) Equity Share Capital	16	940.00	—	940.00
(b) Other Equity	17	5033.47	244.65	5,278.12
<b>Equity attributable to equity holders of the company</b>		<b>5973.47</b>		<b>6,218.12</b>
Non-Controlling Interests		—	—	—
<b>Total Equity (A)</b>		<b>5973.47</b>	<b>244.65</b>	<b>6,218.12</b>
<b>Non-Current Liabilities</b>				
(a) Financial Liabilities				
(i) Borrowings	18	—	—	—
(ii) Trade Payables		—	—	—
(iii) Other Financial Liabilities	20	49.05	—	49.05
(b) Provisions	21	2153.35	191.47	2,344.82
(c) Other Non-Current Liabilities	22	165.43	—	165.43
<b>Total Non-Current Liabilities (B)</b>		<b>2367.83</b>	<b>191.47</b>	<b>2,559.30</b>
<b>Current Liabilities</b>				
(a) Financial Liabilities				
(i) Borrowings	18	929.00	—	929.00
(ii) Trade payables	19	179.96	(1.36)	178.60
(iii) Other Financial Liabilities	20	173.50	—	173.50
(b) Other Current Liabilities	23	2419.66	3.10	2,422.76
(c) Provisions	21	1470.34	(2.37)	1,467.97
<b>Total Current Liabilities (C)</b>		<b>5172.46</b>	<b>(0.63)</b>	<b>5,171.83</b>
<b>Total Equity and Liabilities (A+B+C)</b>		<b>13513.76</b>	<b>435.49</b>	<b>13,949.25</b>

**NOTE – 38 : ADDITIONAL NOTES TO THE STANDALONE FINANCIAL STATEMENTS  
FOR THE YEAR ENDED 31ST MARCH, 2017**

**10 (iii) Reconciliation of profit or Loss for the year ended 31.03.2016**

(₹ in Crores.)

Particulars	Note	Indian GAAP	Adjustment	Ind AS
Revenue from Operations	24			
A. Sales (Net)		11245.29	(0.15)	11245.14
B. Other Operating Revenue (Net)		298.06	—	298.06
(I) Revenue from Operations (A+B)		11543.35	(0.15)	11543.20
(II) Other Income	25	464.78	0.31	465.09
<b>(III) Total Income (I+II)</b>		<b>12008.13</b>	<b>0.16</b>	<b>12008.29</b>
<b>(IV) EXPENSES</b>				
Cost of Materials Consumed	26	807.85	(0.22)	807.63
Changes in inventories of finished goods/work in progress and Stock in trade	27	(135.99)	—	(135.99)
Excise Duty		709.84	—	709.84
Employee Benefits Expense	28	3,944.69	65.23	4009.92
Power Expense		294.48	(0.08)	294.40
Corporate Social Responsibility Expense	29	212.79	0.11	212.90
Repairs	30	234.12	(0.74)	233.38
Contractual Expense	31	1,157.65	0.42	1158.07
Finance Costs	32	177.80	(100.54)	77.26
Depreciation/Amortization/ Impairment expense		363.49	50.82	414.31
Provisions	33	174.26	—	174.26
Write off	34	92.73	—	92.73
Stripping Activity Adjustment/OBR Adj.		(225.83)	—	(225.83)
Other Expenses	35	1,076.41	0.39	1076.80
<b>Total Expenses (IV)</b>		<b>8884.29</b>	<b>15.39</b>	<b>8899.68</b>
(V) Profit Before Prior Period adjustment/Exceptional items (III-IV)		3123.84	(15.23)	3108.61
(VI) Prior Period adjustment/Exceptional items		5.10	(5.10)	—
(VII) Profit before Tax (V-VI)		3118.74	(10.13)	3108.61
(VIII) Tax expense	36	1204.04	(24.83)	1179.21
<b>(IX) Profit for the Period (VII – VIII)</b>		<b>1914.70</b>	<b>14.70</b>	<b>1929.40</b>
<b>(X) Other Comprehensive Income</b>	37			
A (i) Items that will not be reclassified to profit or loss		—	65.49	65.49
(ii) Income tax relating to items that will not be reclassified to profit or loss		—	24.83	24.83
B (i) Items that will be reclassified to profit or loss		—	—	—
(ii) Income tax relating to items that will be reclassified to profit or loss		—	—	—
<b>Total Other Comprehensive Income (X)</b>		<b>—</b>	<b>40.66</b>	<b>40.66</b>
<b>Total Comprehensive Income for the period (IX + X) (Comprising Profit (Loss) and Other Comprehensive Income for the period)</b>		<b>1914.70</b>	<b>55.36</b>	<b>1970.06</b>

**NOTE – 38 : ADDITIONAL NOTES TO THE STANDALONE FINANCIAL STATEMENTS  
FOR THE YEAR ENDED 31ST MARCH, 2017**

**11. GENERAL**

11.1 In terms of lease agreement with Imperial Fastners Pvt. Limited, the Company has granted a right to occupy and use the assets of the Company. The cost of gross carrying amount at the beginning of the period is ₹ 80.19 Crores. The accumulated depreciation as at the end of the period is ₹ 77.69 Crores. Depreciation for the period is ₹ 0.0020 Cr. The future minimum lease payment receivable in the aggregate during the period of lease is ₹ 36.00 Crores. The details of future lease payment receivables are as under :

	Year ended 31 <sup>st</sup> March 2017 ( ₹ in Crores.)
(i) Upto one year	3.84
(ii) Later than one year and not later than five years.	15.36
(iii) Later than five years.	16.80
<b>Total</b>	<b>36.00</b>

(ii) In terms of lease agreement with Punjab State Electricity Board the Company has granted a right to use 15.50 acres of land. The cost of gross carrying amount at the beginning of the period is ₹ 7.90 Crores. The accumulated depreciation as at the end of the period is ₹ 7.90 Crores. Depreciation for the Period is NIL. The future minimum lease payment receivable in aggregate during the period of lease is ₹ 3.23 Crores. The details of future lease payments receivable are as under :

	Year ended 31 <sup>st</sup> March 2017 ( ₹ in Crores.)
(i) Upto one year	0.17
(ii) Later than one year and not later than five years.	0.68
(iii) Later than five years	2.38
<b>Total</b>	<b>3.23</b>

(iii) In terms of lease agreement with EIPL, the Company has granted a right to occupy and use the assets of the Company. The cost of the gross carrying amount at the beginning of the period is ₹4968/-. The accumulated depreciation as at the end of the period is ₹ 4968/-. Depreciation for the period is ₹ NIL. The future minimum lease payment receivable in aggregate during the period of lease is ₹ 1.56 lakh. The details of future lease payment receivable are as under :

	Year Ended 31 <sup>st</sup> March 2017 ( ₹ in Crores.)
(i) Upto one year	0.12
(ii) Later than one year and not later than five years.	0.48
(iii) Later than five years.	0.96
<b>Total</b>	<b>1.56</b>

11.2 Refund/Adjustment of tax from Tax Authorities are accounted for on cash basis. Additional demand for Income Tax, Royalty, Cess, Sales Tax, Entry Tax etc. are accounted for after receipt of final order except as otherwise not recognized under IND AS-37.



**NOTE – 38 : ADDITIONAL NOTES TO THE STANDALONE FINANCIAL STATEMENTS  
FOR THE YEAR ENDED 31ST MARCH, 2017**

- 11.3 A provision of ₹ 2.10 Crores. was made in the year 2006-07 pending investigation of shortage/ difference in the closing stock of raw coal as on 31.03.2007 in between the Kathara Colliery and Kathara Washery. The said provision has been retained as on 31.03.2017.
- 11.4 In the year 1989, a quantity of 8,99,788 tons of coal was declared non-vendable and accordingly with the approval of the Board of Directors, the said quantity has been reduced / written off from the inventory. However, the Govt. of Jharkhand demanded Royalty on this non-saleable coal of 8,99,788 tons. The Company contested the demand for payment of Royalty. The Company's appeal has been dismissed by the Hon'ble High Court on technical grounds. The review petition has been filed before Jharkhand High Court on 25.03.2014 by Rajrappa Area. However, the disputed amount of ₹ 2.55 Crores. has been disclosed as Contingent Liability in the Financial Statements.
- 11.5 There is a long pending dispute over capitalization cost of Rajrappa and Giddi Captive Power Plant, commissioned by DLF Power Limited on Built Own and Operate ( BOO) basis and the dispute is pending in Civil Appeal No. 7403 of 2009, filed by the Company before the Hon'ble Supreme Court against the Order dated 31.07.2009 of the Jharkhand State Electricity Regulatory Commission duly confirmed by the Appellate Tribunal.
- 11.6 Pursuant to Interim Orders of the Hon'ble Supreme Court dated 14.09.12 and 23.11.12 passed in the said Appeal, the Company had accounted for a liability of ₹ 94.33 Crores. in 2012-13 upto the period March, 2008. Out of which ₹ 83.03 Crores. had been paid to DLF Power Limited withholding 25% deemed energy charges during the said period. Further an ad-hoc payment of ₹ 75 Crores. and ₹ 25 Crores. had been made on 20.11.13 and 10.01.14 respectively as per directives of the Hon'ble Supreme Court. As directed by the Hon'ble Supreme Court revised amount payable from April'08 to March'14 had been calculated based on the methodology adopted by JSERC in determining the revised tariff up to the period March'08. Accordingly an amount of ₹ 23.25 Crores. had been provided during the financial year 2013-14 in addition to ₹ 94.33 Crores., which was already provided in the Financial Statements of 2012-13. For the financial year 2014-15, additional liability of ₹ 3.26 Crores. has been provided. For the financial year 2015-16 additional liability of ₹ 0.26 Crores. has also been provided. The details of balance receivable amount from DLF Power Limited is as under:
- |  |                  |
|--|------------------|
| (i) Differential Tariff for the period upto March'08 in respect of which liability has been provided in the Financial Statements of 2012-13. | ₹ 94.33 Crores.  |
| (ii) Differential Tariff for the period April'08- to March'14 in respect of which liability has been provided in the year 2013-14.           | ₹ 23.25 Crores.  |
| (iii) Old keep back amount in respect of deemed energy Charges.  | ₹ 31.36 Crores.  |
| (iv) Differential tariff for the year 2014-15  | ₹ 3.26 Crores.   |
| (v) Differential tariff for the year 2015-16 ( A/C-Rajrappa Area)  | ₹ 0.26 Crores.   |
|  | <hr/>            |
|  | ₹152.46 Crores.  |
| Less: Ad-hoc payment( as per Order of the Hon'ble Supreme Court  | ₹ 183.03 Crores. |
| Net Balance amount( shown in Note-9 under the head Other Receivables)  | ₹ 30.57 Crores.  |

**NOTE – 38 : ADDITIONAL NOTES TO THE STANDALONE FINANCIAL STATEMENTS  
FOR THE YEAR ENDED 31ST MARCH, 2017**

However, DLF Ltd. has submitted their demand for ₹ 302.63 Crores. on 17.09.2012 including ₹ 134.20 Crores. on account of interest on delayed payment which is beyond the purview of PPA and the matter is pending before the Hon'ble Supreme Court.

- 11.7 As per clause 1.18.3 of the Power Purchase Agreement with DLF Ltd., from the date of expiry of one year from commissioning of the respective power plant, increase/decrease of fuel components of tariff due to variation in fuel cost shall be determined. The initial price of rejects as per clause 1.14 of PPA was ₹ 90 per tonne.

Accordingly calculation had been made as per clause 1.18.3 of PPA and additional revenue receivable on account of revision in price of rejects net off with additional tariff payable on account of revised tariff due to increase in fuel cost had been considered in the Financial Statements for the year 2013-14 and supplementary bill to DLF Ltd. had also been raised.

Subsequently, during the financial year 2014-15 the price of rejects was again revised based on the recommendations of the CCL standing committee of Sales and Marketing department and the same was communicated to Director(Operation) of DLF Ltd. vide letter Ref. No. GM(E&M)/DLF/14/ 3530-36 dated. 17.11.2014. As per letter, G grade slake coal which was the lowest grade under UHV system of pricing applicable prior to 01.01.2012 will be charged for the period from July,2000 to December, 2011 from DLF Ltd. Consequent upon the issue of above letter, Sales bill and power tariff has been revised.

As on 31.03.2016, the amount receivable from EIPL on account of supply of rejects after adjusting enhanced tariff is ₹ 38.69 Crores. Due to non-payment of the same, the following action has been taken:

As per clause 2.6 of the Power Purchase Agreement dated. 8th February, 1993, in the event of any dispute arising out of or in relation to the agreement, the same shall be referred to the sole arbitration of an arbitrator mutually acceptable to CIL & DPCL as per provisions of Arbitration Act. The emerging situation is that as the parties to the agreement have failed to mutually agree to the appointment of an arbitrator, the petitioner(CCL) is left with no other alternative but to move to the Hon'ble High Court for appointment of an arbitrator in exercising powers under section 11(6) of the Arbitration and Conciliation Act, 1996. The Arbitration Application has been filed on 7th April, 2016. However, provision for ₹ 38.69 Crores. has been made in the financial year 2015-16.

- 11.8 No Accounting has been done for securities in the form of Bank Guarantee, NSC, and FDR received by the Company from the parties. Reconciliation of old expired Bank Guarantee with the work order status is under process.
- 11.9 Theft of goods during the period is ₹ 0.29 Crores. (Previous year ₹ 0.44 Crores.).
- 11.10 Compensation Receivable in terms of "Fuel Supply Agreement" (FSA) is accounted for on Receipt basis.
- 11.11 The Company has signed a MOU with the President of India acting through Sri R. Subrahmanyam, Additional Secretary, and Ministry of Human Resource Development on 12th December, 2015 as third industry partner for setting of Indian Institute of Information Technology, Ranchi (IIIT) under Public Private Partnership (PPP) mode in the state of Jharkhand. For this the company has executed a Bank Guarantee worth ₹ 3.20 crores.
- 11.12 In terms of Memorandum of Understanding signed on 07.05.2015 between Central Coalfields Limited (CCL), IRCON International Limited (IRCON) and the Govt. of Jharkhand (GoJ) for

**NOTE – 38 : ADDITIONAL NOTES TO THE STANDALONE FINANCIAL STATEMENTS  
FOR THE YEAR ENDED 31ST MARCH, 2017**

development, financing and implementation of Railway Infrastructure works in the State of Jharkhand, a Subsidiary Company named as “Jharkhand Central Railway Limited”(JCRL) has been incorporated on 31.08.2015 under the Companies Act, 2013 with an authorized capital of ₹ 5 Crores. The committed equity share holding pattern, as per MOA, of CCL, IRCON International Limited and Govt. of Jharkhand are 64%, 26% and 10% respectively. Subsequently in the 4th Board meeting of JCRL held on 20th May, 2016 and in the AGM held on 21st June, 2016, the Authorized Capital has been increased to ₹ 100 Crores. As on Balance sheet date, out of ₹ 32.00 Crores., JCRL has allotted shares to the value of ₹ 3.20 Crores. only and the allotment of shares for the remaining amount is pending. In the case of IRCON International Limited and Government of Jharkhand, shares have been allotted for ₹ 1.30 Crores and ₹ 0.005 Crores respectively. The paid-up capital of JCRL as on 31.03.2017 is ₹ 4.505 Crores.

CCL has prepared Consolidated Financial Statements in addition to its Standalone Financial Statements for compliance of the Section 129(3) of the Companies Act, 2013.

JCRL has incurred a loss of ₹ 0.58 Crores. during the financial year 2016-17.

11.13 Alleged fraudulent payment to the tune of ₹ 80,05,800/-(Rs. Eighty lakhs five thousand and eight hundred only) has been detected against 104 fake bills in favour of Mr. Ashok Kumar Singh and M/s. Verma Construction against which FIR No. 74/16 dtd. 11.03.2016 has been lodged at Bhurkunda, Ramgarh. The above 104 bills were purportedly shown to be initiated/processed from Bhurkunda Colliery Project level at Barka-Sayal Area through the alleged signature of project officials, though the projects officials denied to have put their signatures on these fake bills and other associated documents. The said matter is under investigation of CBI. It was initially investigated by the by Vigilance Department of the Company. All the areas of the Company has been intimated vide letter no. Fund/15-16/617 dated. 17.03.2016 to withhold all payments in respect of the above parties. As on date, the following payments have been withheld against alleged fraudulent payment made to the above parties :

Sl. No.	Name of the party	Alleged fraudulent payment made ( gross)	Estimated value of work done / EMD/ Security Deposit money withheld at Barka-Sayal Area (Provisional)	Bills withheld at Kuju Area(Gross)	Balance
1.	M/s. Ashok Kumar Singh	0.50	BG - 0.03 STDR - 0.01 EMD - 0.01 Security - 0.11 Estimated value Of work done - 0.29 ----- Total 0.45	-	0.05
2.	M/s. Verma Construction	0.30	EMD - - Security - 0.05 Estimated value Of work done - 0.01 ----- Total 0.06	0.01	0.23
	<b>Total</b>	<b>0.80</b>	<b>0.51</b>	<b>0.01</b>	<b>0.28</b>

**NOTE – 38 : ADDITIONAL NOTES TO THE STANDALONE FINANCIAL STATEMENTS  
FOR THE YEAR ENDED 31ST MARCH, 2017**

The above alleged fraudulent payment of ₹ 0.80 Crores. has been transferred to Other Receivables Account under Note-08 and provision for equivalent amount has also been made in the accounts. Vigilance department has also seized 15 unpaid bills of M/s Chanda Electrical works, which were neither accounted for nor paid by the company and matter is under investigation. Further, an amount of ₹ 0.03 Crores. has been realized by en-cashing Bank Guarantee and kept under the head “Bank Guarantee en-cashed awaiting adjustment”.

- 11.14 The Board of Directors of CCL in its 442nd meeting held on 27.04.2017 has approved the write off of coal sale dues as Bad Debts to the tune of ₹ 332.29 Crores. against the following coal sale customers-
1. **BSEB** - An amount of ₹ 155.48 Crores. was receivable as coal sale dues for the period prior to 2001 against which 100% provision was made in the accounts.
  2. **TVNL** – Full and final settlement with TVNL against coal sale dues of ₹ 623.13 Crores. as on 30.09.2015 was made under UDAY scheme. As per the settlement, ₹ 563.05 Crores. was paid to CCL by TVNL and balance ₹ 60.08 Crores. was accepted by CCL as deductions against which provision of ₹ 60.08 Crores. was already existing in the Books of Accounts.
  3. **JSEB** – Full and final settlement with JSEB against coal sale dues of ₹ 237.27 Crores. as on 30.09.2015 was made under UDAY scheme. As per the settlement, ₹ 220.32 Crores. was paid to CCL by JSEB and balance ₹ 16.95 Crores. was accepted by CCL as deductions.
  4. **DVC** – Disputed dues with DVC from 2001-02 to 31.03.2015 was settled where CCL agreed to accept ₹ 99.78 Crores. as deductions against which full provision was already existing in the Books of Accounts.
- 11.15 The company has transferred ₹ 26.84 Crores from Security deposit & Earnest money to miscellaneous income which was pending for more than three years.
- 11.16 During the Financial year the company has declared Obsolete stores & spares to the tune of ₹ 16.58 Crores. A further provision of ₹ 4.22 Crores. has been made for Obsolete items in the books.
- 11.17 CCL Board in its 442nd Board meeting held on 27.04.2017 has approved write off of old & unlinked advances and receivables and write back of old & unlinked liabilities & payables. The impact of write off/write back amounting to ₹ 117.04 Crores. Has been considered in the Statement of Profit and Loss.
- 11.18 The provision of ₹ 40.25 Crores made earlier towards cases pertaining to Sales Tax and Royalties, has been withdrawn on the basis of opinion obtained from dealing advocate. These cases are still pending before different Appellate Authorities/ Court, which is still under trial. Hence the provision is no longer required.
- 11.19 During the year an amount of ₹ 0.42 Crore (P.Y. ₹ 0.62 Crores) has been charged to Statement of Profit and Loss on account of Rate/ Price Variance.
- 11.20 An amount of ₹ 42 Crores. paid to the Government of Jharkhand towards widening, strengthening/reconstruction of Chandrapura-Bhandaridah-Phusro-Railway Crossing no. 4

**NOTE – 38 : ADDITIONAL NOTES TO THE STANDALONE FINANCIAL STATEMENTS  
FOR THE YEAR ENDED 31ST MARCH, 2017**

Phatak –Kathara Gomia Road including construction of bridges on the land which is not owned by the company. Expenditure on the above work is to be borne by CCL and DVC in ratio of 40%-60%. Since this road is the life line for transporting of coal from Bermo field i.e. Kathara, Dhori and B&K Areas, hence, the same has been considered as Enabling Asset in CWIP under the head “ Building ( Including water supply, roads & culverts ).”

- 11.21 An amount of ₹ 10.25 Crores has been incurred for the work of strengthening of main road from Ambedkar Chowk KD to GM Office, NK Area. The subject work is under progress as on Balance Sheet date, against which Grant amounting to ₹ 4.29 Crores have been received from CCDAC.
- 11.22 During the year credit note issued to Haryana Power Generation Corporation Limited (HPGCL) for shortage of quantity found in reconciliation has been adjusted with current year sales.
- 11.23 The company has not accepted any deposits during the year as per the provisions of sec 73 to 76 of the Companies Act, 2013. However, regarding old outstanding balances in respect of amount received in the course of, or for the purpose of the business of the company as Earnest Money Deposits, Security Deposits and advance deposits from customers/others, the company is of the view that these deposits do not come under the preview of the Companies ( Acceptance of Deposits) Rules, 2014.
- 11.24 Single VAT registration has been obtained for Central Stores, Barkakana and Barkasayal Area. The VAT Input Tax Credit in respect of all materials procured at Central Stores for all the Areas has been passed to Barkasayal Area by way of Branch for availing VAT Credit.
- 11.25 At Barkasayal Area, in case of road sales, during the year rebate of ₹ 2/Te has been given by the management to all the Parties ( 526 parties in total) amounting to ₹ 9.79 Lakhs on the basis of letter no. CCL/HQ/Coal Loading Rebate/11145-68, Dated: 15.09.1993 communicated by the Company. However, the above mentioned letter based on CIL Circular No. CIL/CMO/SY/18(Vol-II), Dated: 12.05.1992 .
- 11.26 The company is making provisions for Doubtful Debts on account of grade slippage on certain bills which are pending for confirmation of the Joint Sampling on the basis of past trends.
- 11.27 For the purpose of valuation of inventories, power cost has been distributed on the basis internal department certificate to the units of the area instead of actual consumption basis.
- 11.28 Jharkhand State Sports Promotion Society has been formed as per MOU between Govt. of Jharkhand { Secretary, Department of Art, Culture, Sports & Youth Affairs (DoACS&Y)} and the Company during the year 2015-16 for promotion and development of sports in the State of Jharkhand. A sum of ₹ 9.12 Crores has been transferred as advance during half year ended September, 2016 towards CCL's Share of annual running and maintenance expenses from CSR Fund. Against the said advance a sum of ₹. 4.51 Crores is being adjusted.
- 11.29 In some cases reconciliation of Service Tax, JVAT-TDS on works contract and JVAT-TDS on sales upto the period including earlier years are under process.

**NOTE – 38 : ADDITIONAL NOTES TO THE STANDALONE FINANCIAL STATEMENTS  
FOR THE YEAR ENDED 31ST MARCH, 2017**

**Reconciliation of Cash Balance from 08.11.2016 to 31.12.2016 as required to be disclosed in Schedule-III in INR with Denominations :**

**(Amount in INR)**

Particulars	SBNs	Other Denomination Notes	Total
Balance as at 08.11.2016	18,65,000.00	4,84,892.00	23,49,892.00
Add: Withdrawal from Bank Accounts	Nil	33,84,29,412.30	33,84,29,412.30
Add: Receipts for permitted transactions	2,92,000.00	5,15,63,830.40	51,855,830.40
Add: Receipts for non-permitted transactions	Nil	Nil	Nil
Less: Paid for permitted transactions	Nil	3,48,101,692.60	3,48,101,692.60
Less: Paid for non- permitted transactions	Nil	Nil	Nil
Less: Deposited in Bank Accounts	21,57,000.00	4,23,13,436.40	4,44,70,436.40
Balance as at 30.12.2016	Nil	63,005.70	63,005.70

## 12. Others

- Previous period's figures have been restated as per Ind AS and re-compared and rearranged wherever considered necessary.
- Note 3 to 23 form part of the Balance Sheet as at 31st March, 2017 and 24 to 37 form part of Statement of Profit & Loss for the year ended on that date. Note – 2 represents Significant Accounting Policies and Note – 38 represents Additional Notes to the Financial Statements.

*Sd/-*  
**(Ashok Kumar)**  
General Manager (Finance)-A

*Sd/-*  
**(D.K.Ghosh)**  
Director (Finance)  
DIN-06638291

*Sd/-*  
**(Gopal Singh)**  
Chairman-cum-Managing Director  
DIN-02698059

Signature to Notes No. 1 to 38 in terms of our report of even date

For **V. Singhi & Associates**

Chartered Accountants  
(Firm Reg.No. 311017E)

Place : Ranchi

Dated : 26/05/2017

*Sd/-*  
**(Aniruddha Sengupta)**  
Partner  
(Membership No. 051371)

**NOTE – 38 : ADDITIONAL NOTES TO THE STANDALONE FINANCIAL STATEMENTS  
FOR THE YEAR ENDED 31ST MARCH, 2017**

**Reconciliation of Cash Balance from 08.11.2016 to 31.12.2016 as required  
to be disclosed in Schedule-III in INR with Denominations :**

	SBNs			Other Denomination Notes			Total		
	Denomination	Number of Notes/ Coins	Amount (INR)	Denomination	Number of Notes/ Coins	Amount	Denomination	Number of Notes/ Coins	Amount (INR)
Balance as at 8 November 2016	—	0	—	—	0	—	2000	0	—
	1000	692	6,92,000.00	—	0	—	1000	692	6,92,000.00
	500	2346	11,73,000.00	—	0	—	500	2346	11,73,000.00
	—	0	—	100	4562	4,56,200.00	100	4562	4,56,200.00
	—	0	—	50	155	7,750.00	50	155	7,750.00
	—	0	—	20	138	2,760.00	20	138	2,760.00
	—	0	—	10	1778	17,780.00	10	1778	17,780.00
	—	0	—	5	28	140.00	5	28	140.00
	—	0	—	2	51	102.00	2	51	102.00
	—	0	—	1	160	160.00	1	160	160.00
	—	0	—	—	—	—	—	—	—
<b>TOTAL (A)</b>			<b>18,65,000.00</b>			<b>4,84,892.00</b>			<b>23,49,892.00</b>

**NOTE – 38 : ADDITIONAL NOTES TO THE STANDALONE FINANCIAL STATEMENTS  
FOR THE YEAR ENDED 31ST MARCH, 2017**

**Transactions between 9th November 2016 and 30th December 2016**

	SBNs			Other Denomination Notes			Total		
	Denomi- nation	Number of Notes/ Coins	Amount (INR)	Denomi- nation	Number of Notes/ Coins	Amount	Denomi- nation	Number of Notes/ Coins	Amount (INR)
Add: Withdrawal from Bank accounts	—	0	—	2000	153890	30,77,80,000.00	2000	153890	30,77,80,000.00
	1000	0	—	1000	0	—	1000	0	—
	500	0	—	500	58	29,000.00	500	58	29,000.00
	—	0	—	100	268763	2,68,76,300.00	100	268763	2,68,76,300.00
	—	0	—	50	19934	9,96,700.00	50	19934	9,96,700.00
	—	0	—	20	12852	2,57,040.00	20	12852	2,57,040.00
	—	0	—	10	189000	18,90,000.00	10	189000	18,90,000.00
	—	0	—	5	42	210.00	5	42	210.00
	—	0	—	2	215027	4,30,054.00	2	215027	4,30,054.00
	—	0	—	1	170108	1,70,108.00	1	170108	1,70,108.00
	—	0	—	—	—	0.30	—	—	0.30
<b>TOTAL</b>	<b>—</b>	<b>0</b>	<b>—</b>	<b>—</b>	<b>—</b>	<b>33,84,29,412.30</b>	<b>—</b>	<b>—</b>	<b>33,84,29,412.30</b>
Add: Receipts for permitted transactions	—	0	—	2000	24055	4,81,10,000.00	2000	24055	4,81,10,000.00
	1000	169	1,69,000	1000	0	—	1000	169	1,69,000.00
	500	246	1,23,000	500	1	500.00	500	247	1,23,500.00
	—	0	—	100	6479	6,47,900.00	100	6479	6,47,900.00
	—	0	—	50	1849	92,450.00	50	1849	92,450.00
	—	0	—	20	64	1,280.00	20	64	1,280.00
	—	0	—	10	270969	27,09,690.00	10	270969	27,09,690.00
	—	0	—	5	336	1,680.00	5	336	1,680.00
	—	0	—	2	53	106.00	2	53	106.00
	—	0	—	1	215	215.00	1	215	215.00
	—	0	—	—	—	9.40	—	0	9.40
<b>TOTAL (B)</b>			<b>2,92,000</b>			<b>5,15,63,830.40</b>			<b>5,18,55,830.40</b>
Add : Receipts for non- permitted transactions					—				



**NOTE – 38 : ADDITIONAL NOTES TO THE STANDALONE FINANCIAL STATEMENTS  
FOR THE YEAR ENDED 31ST MARCH, 2017**

Less : Paid for permitted transactions	—	0	—	2000	159478	31,89,56,000.00	2000	159478	31,89,56,000.00
	1000	0	—	1000	0	—	1000	0	—
	500	0	—	500	52	26,000.00	500	52	26,000.00
	—	0	—	100	229407	2,29,40,700.00	100	229407	2,29,40,700.00
	—	0	—	50	17083	8,54,150.00	50	17083	8,54,150.00
	—	0	—	20	12399	2,47,980.00	20	12399	2,47,980.00
	—	0	—	10	447626	44,76,260.00	10	447626	44,76,260.00
	—	0	—	5	53	265.00	5	53	265.00
	—	0	—	2	215060	4,30,120.00	2	215060	4,30,120.00
	—	0	—	1	170217	1,70,217.00	1	170217	1,70,217.00
	—	0	—	—	0	0.60	—	0	0.60
<b>TOTAL (C)</b>			<b>—</b>			<b>34,81,01,692.60</b>			<b>34,81,01,692.60</b>
Less : Paid for non- permitted transactions						—			
Less: Deposited in bank accounts	—	—	—	2000	18465	3,69,30,000.00	2000	18465	3,69,30,000.00
	1000	861	8,61,000.00	1000	—	—	1000	861	8,61,000.00
	500	2592	12,96,000.00	500	7	3,500.00	500	2599	12,99,500.00
	—	0	—	100	50383	50,38,300.00	100	50383	50,38,300.00
	—	0	—	50	3708	1,85,400.00	50	3708	1,85,400.00
	—	0	—	20	655	13,100.00	20	655	13,100.00
	—	0	—	10	14098	1,40,980.00	10	14098	1,40,980.00
	—	0	—	5	352	1,760.00	5	352	1,760.00
	—	0	—	2	68	136.00	2	68	136.00
	—	0	—	1	252	252.00	1	252	252.00
	—	0	—	—	—	8.40	—	—	8.40
<b>TOTAL (D)</b>		<b>21,57,000.00</b>				<b>4,23,13,436.40</b>			<b>4,44,70,436.40</b>
Balance as at 30th December, 2016	—	0	—	2000	2	4,000.00	2000	2	4,000.00
	1000	0	—	1000	0	—	1000	0	—
	500	0	—	500	0	—	500	0	—
	—	0	—	100	14	1,400.00	100	14	1,400.00
	—	0	—	50	1147	57,350.00	50	1147	57,350.00
	—	0	—	20	0	—	20	0	—
	—	0	—	10	23	230.00	10	23	230.00
	—	0	—	5	1	5.00	5	1	5.00
	—	0	—	2	3	6.00	2	3	6.00
	—	0	—	1	14	14.00	1	14	14.00
	—	—	—	—	—	0.70	—	—	0.70
<b>TOTAL E=(A+B- C-D)</b>			<b>—</b>			<b>63,005.70</b>			<b>63,005.70</b>

**Central Coalfields Limited****APPENDIX – 1****DETAILS OF DISPUTED STATUTORY LABILITIES AS ON 31.03.2017***(₹ in Crores)*

<b>Tax Type</b>	<b>No. Of Cases</b>	<b>Name Of Court</b>	<b>Period</b>	<b>Disputed Amount</b>
Royalty Cases	42	Certificate Office, Dhanbad, Ranchi, Bokaro, Hazaribagh	1984-85 To 2014-15	83.77
Royalty Cases	4	Dy. Commissioner, Hazaribagh, Ramgarh	1995-96 To 2014-15	2.26
Royalty Cases	5	Commissioner, Hazaribagh	1992-93 To 2008-09	4.73
Royalty Cases	33	High Court, Jharkhand	1987-88 To 2012-13	401.97
Royalty Cases	6	Supreme Court, Delhi	1991-92 To 2008-09	43.56
Sales Tax Cases	273	Commercial Tax Officer- Ranchi, Hazaribagh, Tenughat, Ramgarh	1989-90 To 2015-16	713.96
Sales Tax Cases	193	Jcct(A), Hazaribagh	1989-90 To 2015-16	270.20
Sales Tax Cases	9	Jcct(A), Ranchi	2010-11 To 2013-14	4.49
Sales Tax Cases	84	Commissioner, Commercial Tax, Ranchi	1989-90 To 2015-16	219.33
Sales Tax Cases	128	Tribunal, Ranchi	1990-91 To 2013-14	287.00
Service Tax & Excise Cases	16	Commissioner, Ranchi	2004-05 To 2008-09	103.32
Service Tax & Excise Cases	3	CESTAT, Kolkata	2004-05 To 2007-08 & 2015-16	1.85
Service Tax & Excise Cases	7	Others		1.05
Electricity Duty Cases	14	DCCT	2005-06 To 2012-13	10.01
Electricity Duty Cases	7	CCT, Ranchi	2008-09 To 2010-11	1.49
Electricity Duty Cases	160	JCCT (A), Hazaribagh	1992-93 To 2013-14	39.65
Electricity Duty Cases	17	Tribunal, Ranchi	1993-94 To 2010-11	1.96
Electricity Duty Cases	8	High Court, Jharkhand	1997-98 To 2004-05	3.18
Entry Tax Cases	1	Supreme Court, Delhi	2006-07	25.00
Income Tax Cases	1	Assessing Officer, Ranchi	2011-12	1.37
Income Tax Cases	11	CIT (Appeal), Ranchi	2003-04 To 2013-14	650.76
Income Tax Cases	16	CIT (Appeal), Ranchi	2004-05 To 2010-11	7.45
Income Tax Cases	1	High Court, Jharkhand	1989-90	0.52
	<b>1039</b>	<b>TOTAL</b>		<b>2878.89</b>

## ADDENDUM TO DIRECTORS' REPORT

---

### AUDITORS' REPORT

---

---

### MANAGEMENT'S REPLY

---

To

The Members  
Central Coalfields Limited,  
Darbhanga House,  
Ranchi.

#### **Report on the Financial Statements**

We have audited the accompanying Standalone Ind AS Financial Statements of Central Coalfields Limited ("the Company"), which comprise the Balance Sheet as at 31st March, 2017, the Statement of Profit and Loss (including other comprehensive income), the Statement of Cash Flows and the Statement of Changes in Equity for the year then ended and a summary of the significant accounting policies and other explanatory information (herein after referred to as "Ind AS Financial Statements") in which we are incorporated the financial statements for the year ended on that date audited by the Branch Auditors of the Company's area at Kathara, Dhori, Giridih, Bokaro & Kargali, Kuju, North Karanpura, Piparwar, Magadh & Amrapali, Rajhara, Charhi and remaining 6 Areas/Units audited by us.

#### **Management's Responsibility for the Ind AS Financial Statements**

The Company's Board of Directors is responsible for the matters stated in Section 134(5) of the Companies Act, 2013 ("the Act") with respect to the preparation and presentation of these Standalone Ind AS Financial Statements that give a true and fair view of the financial position, financial performance including other comprehensive income, cash flows and changes in equity of the Company in accordance with the accounting principles generally accepted in India, including the Indian Accounting Standards (Ind AS) prescribed under Section 133 of the Act read with relevant rules issued thereunder.

This responsibility also includes maintenance of adequate accounting records in accordance with the provisions of the Act for safeguarding the assets of the Company and for preventing and detecting frauds and other irregularities; selection and application of appropriate accounting policies; making judgments and estimates that are reasonable and prudent;

**AUDITORS' REPORT**

---

and design, implementation and maintenance of adequate internal financial controls that were operating effectively for ensuring the accuracy and completeness of the accounting records, relevant to the preparation and presentation of the Ind AS Financial Statements that give a true and fair view and are free from material misstatement, whether due to fraud or error.

**Auditor's Responsibility**

Our responsibility is to express an opinion on these Standalone Ind AS Financial Statements based on our audit and the Branch Auditors of the respective areas.

We have taken into account the provisions of the Act, the accounting and auditing standards and matters which are required to be included in the Audit Report under the provisions of the Act and the Rules made thereunder.

We conducted our audit in accordance with the Standards on Auditing as specified under Section 143(10) of the Act. Those Standards require that we comply with ethical requirements and plan and perform the audit to obtain reasonable assurance about whether the Standalone Ind AS Financial Statements are free from material misstatement.

An audit involves performing procedures to obtain audit evidence about the amounts and disclosures in the Standalone Ind AS Financial Statements. The procedures selected depend on the auditor's judgment, including the assessment of the risks of material misstatement of the Standalone Ind AS Financial Statements, whether due to fraud or error. In making those risk assessments, the auditor considers internal financial control relevant to the Company's preparation of the Standalone Ind AS Financial Statements that give a true and fair view in order to design audit procedures that are appropriate in the circumstances. An audit also includes evaluating the appropriateness of the accounting policies used and the reasonableness of the accounting estimates made by the Company's Directors, as well as evaluating the overall presentation of the Standalone Ind AS Financial Statements.

We believe that the audit evidence we have obtained is sufficient and appropriate to provide a basis for our audit opinion on the Ind AS Financial Statements.

**MANAGEMENT'S REPLY**

---

---

**AUDITORS' REPORT**

---

---

**MANAGEMENT'S REPLY**

---

**Opinion**

In our opinion and to the best of our information and according to the explanations given to us, the aforesaid Standalone Ind AS Financial Statements give the information required by the Act in the manner so required and give a true and fair view in conformity with the accounting principles generally accepted in India, including the Ind AS, of the financial position of the Company as at 31st March, 2017, and its financial performance including other comprehensive income, its cash flows and the changes in equity for the year ended on that date.

**Other Matter**

We did not audit the financial statements/information of 10 areas included in the financial statements of the Company whose financial statements reflect total assets of ₹4,792.59 crores as at 31st March, 2017 and total revenues of ₹11,493.31 crores for the year ended on that date, as considered in the financial statements. The financial statements of these areas have been audited by the Branch Auditors whose reports have been furnished to us, and in our opinion so far as it relates to the amounts and disclosures included in respect of these areas, is based solely on the reports of such Branch Auditors.

No Comments.

**Report on Other Legal and Regulatory Requirements**

1. As required by the Companies (Auditor's Report) Order, 2016 ("the Order") issued by the Central Government of India in terms of sub-section (11) of section 143 of the Act and on the basis of such checks of books and other records as considered appropriate and according to the information and explanations given to us, we give in the Annexure-I, a statement on the matters specified in paragraphs 3 and 4 of the Order.
2. As required by Section 143(5) of the Act, directions and Sub-directions issued by the Comptroller and Auditor General of India, we give our comments thereon, action taken and impact on the Financial Statements in Annexure-II annexed herewith.
3. As required by section 143(3) of the Act, we further report that:

**AUDITORS' REPORT****MANAGEMENT'S REPLY**

- (a) we have sought and obtained all the information and explanations which, to the best of our knowledge and belief, were necessary for the purposes of our audit;
- (b) in our opinion, proper books of account as required by law have been kept by the Company so far as it appears from our examination of those books and financial statements adequate for the purposes of our audit have been received from the Areas not visited by us;
- (c) the reports on the accounts of the areas of the Company audited under section 143(8) of the Act by the Branch Auditors have been sent to us and have been properly dealt with in preparing this report.
- (d) the Balance Sheet, the Statement of Profit and Loss, the Statement of Cash Flows and the Statement of Changes in Equity dealt with by this Report are in agreement with the books of account and with the financial statements received from areas not visited by us;
- (e) in our opinion, the aforesaid Standalone Ind AS Financial Statements comply with the Accounting Standards specified under Section 133 of the Act, read with relevant rule issued thereunder;
- (f) on the basis of the written representations received from the directors as on 31<sup>st</sup> March, 2017 and taken on record by the Board of Directors, none of the directors are disqualified as on 31<sup>st</sup> March, 2017 from being appointed as a director in terms of Section 164 (2) of the Act;
- (g) with respect to the adequacy of the internal financial controls over financial reporting of the Company and the operating effectiveness of such controls, refer to our separate report in "Annexure-III"; and
- (h) with respect to the other matters to be included in the Auditor's Report in accordance with Rule 11 of the

---

**AUDITORS' REPORT**

---

**MANAGEMENT'S REPLY**

Companies (Audit and Auditors) Rules, 2014, in our opinion and to the best of our information and according to the explanations given to us:

- i. the Company has disclosed its pending litigations under 'Additional Note-38' of the Standalone Ind AS financial statements. However, impact of the litigations will be given in the financial statements as and when the same are settled and Order received by the Company from the respective authority.
- ii. the Company did not have any long-term contracts including derivative contracts for which there were any material foreseeable losses and
- iii. there were no amounts due which were required to be transferred to the Investor Education and Protection Fund by the Company.
- iv. the company has provided requisite disclosures in its Standalone Ind AS Financial Statements as to holdings as well as dealings in Specified Bank Notes during the period from 8th November, 2016 to 30th December, 2016 and these are in accordance with the books of account maintained by the Company. Refer Para No.11.29 of Note 38 to the Standalone Ind AS Financial Statements.

For **V. SINGHI & ASSOCIATES**  
*Chartered Accountants*  
Firm Registration No. 311017E

**(Aniruddha Sengupta)**  
*Partner*  
Membership No. 051371

Place: Ranchi  
Date: 26<sup>th</sup> May, 2017

## ANNEXURE-I TO THE INDEPENDENT AUDITORS' REPORT

( Referred to in paragraph -1 on other Legal and Regulatory Requirements of our Report of even date to the members of Central Coalfields Limited on the financial statements of the Company for the year ended 31st March,2017 )

AUDITORS' REPORT	MANAGEMENT'S REPLY
<p>I (a) The Company has generally maintained records to show full particulars of fixed assets including quantitative details and situation of fixed assets.</p> <p>(b) The Physical verification of Fixed Assets valuing ₹1Lakh and above has been conducted at reasonable intervals except Surveyed Off Assets. As informed to us, no material discrepancies have been noticed on such verification wherever reconciliation has been carried out. In our opinion, physical verification of all fixed assets should be conducted at reasonable intervals.</p> <p>(c) According to the information and explanations given to us, the rights, title and interest in land and mining taken over from its holding and subsidiary companies and others at the time of nationalisation are not supported by the Title Deeds and not available for our verification with details as such we are unable to comment on the same. Lease of Coal Mines Nationalised under Coal Mines( Nationalisation Act) 1973 were vested in Coal Mines Authority Limited by Statutory Order No. GSR/345.E. dtd. 9th July, 1973, New Delhi . Thus individual title deeds are not available with the Company.</p>	<p>No Comments</p> <p>Physical verification of fixed assets is done for all the assets for last three years and assets valuing more than 1 lakh beyond three years except the physical verification of surveyed off assets. The Physical verification of surveyed off assets is carried out at the time of survey off of the P&amp;M as well as at the time of disposal through auction.</p>
<p>II (a) As per the policy of the Company, physical verification of Coal, Coke etc. has been done by way of volumetric measurement with reference to contour map at each mine, by Coal measurement team of Coal India Limited at the year end and by the team of the Company at reasonable intervals.</p> <p>Physical verification of major part of Stock &amp; Spares Parts of Regional Stores has been done by the outside agencies, appointed by the management.</p> <p>(b) According to the information and explanations given to us, the procedures of physical verification of Coal, Coke etc. followed by the management are reasonable and</p>	<p>No comments.</p> <p>No Comments.</p>



**AUDITORS' REPORT****MANAGEMENT'S REPLY**

adequate in relation to the size of the Company and the nature of its business.

The Company is maintaining proper records of inventory. Discrepancies found in physical verification compared to the book records in respect of Coal Coke, etc. which were within +/-5% have not been dealt with in the financial statements, in terms of the Accounting Policy no.2.21.1 of Note-2 of the Company.

III Except maintaining Current Account with the holding Company, the Company has not granted any loan, secured or unsecured, to companies, firms, Limited liability partnership or other parties covered in the register maintained under Section 189 of the Act.

(a) The terms and conditions of maintaining Current Account with holding company is not prejudicial to the Company's interest.

(b) As per records, the receipts of interest are regular.

According to the information and explanations given to us, the holding company has allowed interest on Current Account. Considering the relationship of holding company with subsidiary company, we are unable to express our opinion on the rate of interest allowed by the holding company.

(c) Since there is no overdue amount, hence, clause iii (c) of the Order is not applicable.

IV. According to the information and explanations given to us, the Company has complied with the provisions of sections 185 and 186 of the Act, in respect of the loans and investments made and guarantees and security provided by it.

V. The Company has not accepted any deposits during the year as per the provisions of Section 73 to 76 of the Act. However, regarding old outstanding Balances in respect of amount received in the course of, or for the purpose of the business of the Company as Earnest Money Deposits, Security Deposits and Advance Deposits from Customers/Others, the Company is of the view that these deposits do not

There is a Uniform Accounting Policy to deal with the case of discrepancy found on physical verification compared to book stock and it is being dealt in accordance with the Accounting Policy No.2.21.1 of Note-2 of the Company.

No Comments.

No Comments.

No Comments.

No Comments.

No Comments.

This has been disclosed in Para No. 11.23 of Additional Notes on Financial Statement (Note-38).

<b>AUDITORS' REPORT</b>	<b>MANAGEMENT'S REPLY</b>
come under the purview of the Companies (Acceptance of Deposits) Rules, 2014	
VI. The maintenance of cost records has been specified by the Central Government under sub-section (1) of section 148 of the Act and in our opinion, the prescribed accounts and records have been made and maintained.	No Comments.
VII(a) As per records of the Company and according to the information and explanations given to us, the company is generally regular in depositing undisputed applicable statutory dues including Provident Fund, Income Tax, Sales Tax, Service Tax, Duty of Custom, Duty of Excise, Value Added Tax, Cess and any other statutory dues with the appropriate authorities and there are no undisputed amount payable in respect of the same which were in arrears as at 31st March, 2017 for a period of more than six months from the date the same became payable . As informed to us, Employee State Insurance Act is not applicable to the Company. Further in absence of reconciliation of these statutory liabilities with expenses incurred for the year and delay in filling of Returns, we are unable to comment on deposits of applicable dues by the Company. We are also unable to comment on old outstanding balances lying under the heads CMPF Contribution, CMPF Admin Charges, Pension Fund and CMPF Pension fund.	Reconciliation of statutory dues, old un-linked balances under the heads CMPF Contributions, CMPF Administrative charges and CMPF pension Fund etc. are in progress.
(b) According to the information and explanations given to us, the Company has not deposited dues as per Appendix-1 to the report on account of disputes with the appropriate authority.	In the case of disputed dues of sales tax, royalty, cess etc. advance payment is to be made to the authority as a pre-requisite for admission of appeal. The same amount has been shown as Loans & Advances. Contingent Liabilities for the total amount disputed has been shown in the Additional Notes on Financial Statements.
VIII According to the information and explanations given to us and on the basis of books and records examined by us, we report that the Company has not defaulted in repayment of dues to banks.	No comments.
IX According to the information and explanations given to us and based on our examination of the books and records of the Company, we report that the Company has not raised any money by way of initial public offer or further	No comments.

**AUDITORS' REPORT****MANAGEMENT'S REPLY**

public offer (including debt instruments) except term loan of Rs. 1500 Crores applied for the purpose for which it was raised.

X	Except as reported in Para 11.13 of Note No. 38 of the financial statement and according to the information and explanations given to us, no material fraud by the Company and any fraud on the Company by its officers and employees has been noticed or reported during the course of our audit. .	No Comments
XI	According to the information and explanations given to us and based on our examination of the books and records, we report that the Company has paid or provided managerial remuneration in accordance with the requisite approvals mandated by the provisions of section 197 read with Schedule V to the Act.	No Comments
XII	According to the information and explanations given to us, the Company is not a Nidhi Company accordingly, clause 3 (xii) of the Order is not applicable.	No Comments.
XIII	According to the information and explanations given to us the transactions with related parties are in compliance with sections 177 and 188 of the Act wherever applicable and the details have been disclosed in the Financial Statement as required by the applicable accounting standard.	No comments.
XIV.	According to the information and explanations given to us and based on our examination of the books and records of the Company, we report that the Company has not made any preferential allotment or private placement of shares or fully or partly convertible debentures during the year. Accordingly, Clause 3 (xiv) of the Order is not applicable.	No comments.
XV.	According to the information and explanations given to us and based on our examination of the books and records, the Company has	No Comments

**AUDITORS' REPORT**

---

not entered into any non-cash transactions with directors or persons connected with him during the year. Accordingly, Clause 3 (xv) of the Order is not applicable.

- XVI. The Company is not required to be registered under section 45-1A of the Reserve Bank of India Act, 1934. Accordingly, Clause 3(XVI) of the order is not applicable.

**MANAGEMENT'S REPLY**

---

No Comments

For **V. SINGHI & ASSOCIATES**  
*Chartered Accountants*  
Firm Registration No. 311017E

**(Aniruddha Sengupta)**  
*Partner*  
Membership No. 051371

Place: Ranchi  
Date: 26<sup>th</sup> May, 2017

## Annexure – II(A) to the Independent Auditor’s Report

Revised directions under Section 143(5) of the Companies Act, 2013 on the Financial Statements of the Company for the year ended 31st March, 2017.

### Annexure-II(A)

#### AUDITORS’ REPORT

#### MANAGEMENT’S REPLY

**ARGADA, BARKASAYAL, CENTRAL WORKSHOP AND CENTRAL STORES (BARKAKANA), RAJRAPPA, KOLKATA SALES OFFICE AND HEAD OFFICE**

1. Whether the Company has clear title/lease deeds for freehold and leasehold respectively? If not, please state the area of freehold and leasehold land for which title/lease deeds are not available.

According to information and explanation, the title deeds of the right, title and interest in land & mining, taken over from its holding and subsidiary companies and others at the time of nationalization are under reconciliation, hence, we are unable to comment on the same.

2. Whether there are any cases of waiver/ write off of debts/ loans/ interest etc., if yes, the reasons there for and the amount involved.

As informed by the management, as per policies, Doubtful Debts are reviewed every year and necessary provisions/write-off are made in the books of account. During the year the Company has written-off doubtful debts of ₹332.29 Crs. against the coal sale consumers with due approval of the Board of Directors in 442nd Board Meeting held on 27.04.2017 ( Refer para no. 11.14 of the Note 38 of the Financial Statements).

3. Whether proper records are maintained for inventories lying with third parties and assets received as gift from Government or other authorities.

As per the information and explanations given by the management and as per our test checks, there is no inventory lying with third parties and there are no assets received as gift from Government or any authority.

## Annexure – II(B) to the Independent Auditor’s Report

Additional directions under Section 143(5) of the Companies Act, 2013

### Annexure-II(B)

---

#### AUDITORS’ REPORT

---

---

#### MANAGEMENT’S REPLY

---

**ARGADA, BARKASAYAL, CENTRAL WORKSHOP AND CENTRAL STORES (BARKAKANA), RAJRAPPA, KOLKATA SALES OFFICE AND HEAD OFFICE**

1. Whether coal stock measurement was done keeping in view the contour map. Whether physical stock measurement reports are accompanied by contour map in all cases? Whether new heap, if any, created during the year has got the approval of the competent authority?

**As per the information and explanations given to us, stock measurement is done as per guideline of CIL Annual Coal Stock Measurement with keeping in view the contour map which is accompanied with the measurement report. Further, any new heap is created after approval of the competent authority.**

2. Whether the Company conducted physical verification exercise of assets and properties at the time of merger/split/re-structure of an area. If so whether the concerned subsidiary followed the requisite procedure?

**As per the information and explanations given to us the Company has conducted verification exercise of assets and properties at the time of merger/split/restructure of an area.**

3. Whether uniform treatment of land acquisition entries as well as interest on delayed payment of land compensation to the project effected persons (PAPs) across the subsidiaries have been considered during the preparation of Annual Accounts for the year 2016-17.

**As per the information and explanations given to us, this is done by the Company.**

4. Whether disputes, if any, as to GCV ranges as a result of sampling have been duly examined.

---

**AUDITORS' REPORT**

---

As per the information and explanations given to us, Grades of non-coking coal seams are declared every year on 1st April on the basis of GCV after systematic sampling and scientific analysis. Scientific Analysis (GCV and other parameters) is carried out in the laboratory of CSIR-CIMFR. As per the directive of Ministry of Coal, power houses have been allowed to appoint third party agency for sampling and analysis. In a number of cases, analysis result submitted by the power producers do not match with the results obtained by the Company. The matter has been taken up with the consumers for reconciliation so as to resolve the issue. It has now been decided that sampling and analysis shall be carried out by CIMFR at the loading end on behalf of the Company and power producers both. It is expected that the matter shall be resolved at the earliest.

For **V. SINGHI & ASSOCIATES**  
*Chartered Accountants*  
Firm Registration No. 311017E

**(Aniruddha Sengupta)**  
*Partner*  
Membership No. 051371

Place: Ranchi  
Date: 26<sup>th</sup> May, 2017

**Annexure –III to the Independent Auditor’s Report**

**AUDITORS’ REPORT**

---

**MANAGEMENT’S REPLY**

---

(Referred to in paragraph-3(g) on Other Legal and Regulatory Requirements of our Report of even date to the members of Central Coalfields Limited on the Standalone Ind AS Financial Statements for the year ended 31<sup>st</sup> March, 2017)

**Report on the Internal Financial Controls under Clause (i) of Sub-section 3 of Section 143 of the Companies Act, 2013 (“the Act”)**

We have audited the internal financial controls over financial reporting of central Coalfields Limited (“the Company”) as of 31<sup>st</sup> March, 2017 in conjunction with our audit of the Standalone Ind AS Financial Statements of the Company for the year ended on that date.

**Management’s Responsibility for Internal Financial Controls**

The Company’s management is responsible for establishing and maintaining internal financial controls based on the internal control over financial reporting criteria established by the Company considering the essential components of internal control stated in the Guidance Note on Audit of Internal Financial Controls Over Financial Reporting issued by the Institute of Chartered Accountants of India (‘ICAI’). These responsibilities include the design, implementation and maintenance of adequate internal financial controls that were operating effectively for ensuring the orderly and efficient conduct of its business, including adherence to company’s policies, the safeguarding of its assets, the prevention and detection of frauds and errors, the accuracy and completeness of the accounting records, and the timely preparation of reliable financial information, as required under the Act.

**Auditors’ Responsibility**

Our responsibility is to express an opinion on the Company’s internal financial controls over financial reporting based on our audit. We conducted our audit in accordance with the Guidance Note on Audit of Internal Financial Controls Over Financial Reporting (the “Guidance Note”) and the Standards on Auditing, issued by ICAI and deemed to be prescribed under section 143(10) of the Act, to the extent applicable to an audit of internal financial controls, both applicable to an audit of Internal Financial Controls and, both issued by the Institute of Chartered Accountants



---

**AUDITORS' REPORT**

---

of India. Those Standards and the Guidance Note require that we comply with ethical requirements and plan and perform the audit to obtain reasonable assurance about whether adequate internal financial controls over financial reporting was established and maintained and if such controls operated effectively in all material respects.

Our audit involves performing procedures to obtain audit evidence about the adequacy of the internal financial controls system over financial reporting and their operating effectiveness. Our audit of internal financial controls over financial reporting included obtaining an understanding of internal financial controls over financial reporting, assessing the risk that a material weakness exists, and testing and evaluating the design and operating effectiveness of internal control based on the assessed risk. The procedures selected depend on the auditor's judgement, including the assessment of the risks of material misstatement of the Standalone Ind AS Financial Statements, whether due to fraud or error. We believe that the audit evidence we have obtained is sufficient and appropriate to provide a basis for our audit opinion on the Company's internal financial controls system over financial reporting.

**Meaning of Internal Financial Controls Over Financial Reporting**

A company's internal financial control over financial reporting is a process designed to provide reasonable assurance regarding the reliability of financial reporting and the preparation of financial statements for external purposes in accordance with generally accepted accounting principles. A company's internal financial control over financial reporting includes those policies and procedures that (1) pertain to the maintenance of records that, in reasonable detail, accurately and fairly reflect the transactions and dispositions of the assets of the company; (2) provide reasonable assurance that transactions are recorded as necessary to permit preparation of financial statements in accordance with generally accepted accounting principles, and that receipts and expenditures of the company are being made only in accordance with authorisations of management and directors of the company; and (3) provide reasonable assurance regarding prevention or timely detection of unauthorised acquisition, use, or disposition of the company's assets that could have a material effect on the financial statements.

---

**MANAGEMENT'S REPLY**

---

**AUDITORS' REPORT****MANAGEMENT'S REPLY****Inherent Limitations of Internal Financial Controls Over Financial Reporting**

Because of the inherent limitations of internal financial controls over financial reporting, including the possibility of collusion or improper management override of controls, material misstatements due to error or fraud may occur and not be detected. Also, projections of any evaluation of the internal financial controls over financial reporting to future periods are subject to the risk that the internal financial control over financial reporting may become inadequate because of changes in conditions, or that the degree of compliance with the policies or procedures may deteriorate.

**Opinion**

The Company has reported in its Financial Statements (Para 11.13 of Note No. 38) that fraudulent payment of ₹80,05,800/- has been detected against fake bills of two parties in earlier year. Further, fake unpaid bills of these parties and also of another party have also been found in BarkaSayal Area of the Company in earlier year and the matter is under investigation by the Central Bureau of Investigation (CBI), initially it was dealt by the Company's Vigilance Department. The Company has also lodged FIR about the incident with the police. Any adjustment in Financial Statements, if necessary, will be made as and when investigation is completed.

Subject to the above, in our opinion, the Company has, in all material respects, an adequate internal financial controls system over financial reporting and such internal financial controls over financial reporting were generally operating effectively as at March 31, 2017, based on the internal control over financial reporting criteria established by the Company considering the essential components of internal control stated in the Guidance Note on Audit of Internal Financial Controls Over Financial Reporting issued by the Institute of Chartered Accountants of India.

For **V. SINGHI & ASSOCIATES**

*Chartered Accountants*

Firm Registration No. 311017E

**(Aniruddha Sengupta)**

*Partner*

Membership No. 051371

Place: Ranchi

Date: 26<sup>th</sup> May, 2017

**CENTRAL COALFIELDS LIMITED**

(CIN: U10200JH1956GOI000581)

Regd. Office: Ranchi, Jharkhand

**Consolidated Statement of Assets and Liabilities**

(₹ in Crores)

	Statement of Assets and Liabilities Particulars	As at 31.03.2017 (Audited)	As at 31.03.2016 (Audited)
<b>A</b>	<b>EQUITY AND LIABILITIES</b>		
<b>1</b>	<b>Shareholders' funds</b>		
	a) Equity Share Capital	940.00	940.00
	b) Other Equity	2,304.97	5,278.12
	c) Money Received against Share Warrants	—	—
	<b>Sub — total — Shareholders' funds</b>	<b>3,244.97</b>	<b>6,218.12</b>
<b>2</b>	<b>Share application money pending allotment</b>	—	—
<b>3</b>	<b>Non—Controlling Interests</b>	<b>1.12</b>	—
<b>4</b>	<b>Non—Current Liabilities</b>		
	a) Financial Liabilities	1,259.92	49.05
	b) Deferred tax liabilities (Net)	—	—
	c) Other non—current liabilities	183.83	165.43
	d) Provisions	2,305.81	2,344.82
	<b>Sub — total — Non—current liabilities</b>	<b>3,750.68</b>	<b>2,559.30</b>
<b>5</b>	<b>Current Liabilities</b>		
	a) Financial Liabilities	1,790.87	1,281.10
	b) Current Tax Liabilities (net)	35.35	38.31
	c) Other current liabilities	3,251.64	2,422.76
	d) Provisions	1,490.89	1,467.97
	<b>Sub — total — Current liabilities</b>	<b>6,568.75</b>	<b>5,210.14</b>
	<b>TOTAL — EQUITY AND LIABILITIES</b>	<b>13,564.40</b>	<b>13,987.56</b>
<b>B</b>	<b>ASSETS</b>		
<b>1</b>	<b>Non— current assets</b>		
a	Fixed assets	3,983.96	3,051.77
b	Goodwill on consolidation	—	—
c	Deferred tax assets (Net)	771.88	725.03
d	Financial Assets	723.64	1,533.93
e	Other non—current assets	1,099.27	119.38
	<b>Sub—total — Non—current assets</b>	<b>6,578.75</b>	<b>5,430.11</b>
<b>2</b>	<b>Current assets</b>		
a	Financial Assets	3,363.46	5,807.46
b	Inventories	2,096.26	1,491.26
c	Other current assets	1,525.93	1,258.73
d	Current Tax Assets (net)	—	—
	<b>Sub — total — Current Assets</b>	<b>6,985.65</b>	<b>8,557.45</b>
	<b>TOTAL — ASSETS</b>	<b>13,564.40</b>	<b>13,987.56</b>

Sd/—  
(Ashok Kumar)  
General Manager (Finance)—A

Sd/—  
(D.K.Ghosh)  
Director (Finance)  
DIN—06638291

Sd/—  
(Gopal Singh)  
Chairman—cum—Managing Director  
DIN—02698059

In terms of our Report of even date  
For **V.SINGHI & ASSOCIATES**  
Chartered Accountant

**CENTRAL COALFIELDS LIMITED**

(CIN: U10200JH1956GOI000581)

Regd. Office: Ranchi, Jharkhand

**Statement of Consolidated Results for the Year and Period Ended 31.03.2017***(₹ in Crores except Shares and EPS)*

Sl. No:	Particulars	Quarter Ended			Year Ended	
		31.03.2017	31.12.2016	31.03.2016	31.03.2017	31.03.2016
		Unaudited	Unaudited	Unaudited	Audited	Audited
1	<b>Income from Operations :</b>					
	Gross Sales	4,626.39	4106.86	3,568.27	14,899.71	13,658.81
	Less: Other levies	1,125.39	1173.08	728.69	3,759.03	2,413.67
	(a) Net Sales/ Income from operations (Net of excise duty & other levies)	3,501.00	2,933.78	2,839.58	11,140.68	11,245.14
	(b) Other operating income	114.33	89.61	92.65	366.41	298.06
	<b>Total income from operations (Net) (a+b)</b>	<b>3,615.33</b>	<b>3,023.39</b>	<b>2,932.23</b>	<b>11,507.09</b>	<b>11,543.20</b>
2	<b>Expenses :</b>					
	(a) Cost of materials consumed	253.23	216.20	252.92	799.50	807.63
	(b) Changes in inventories of finished goods, work-in-progress and Stock—In—Trade	(634.04)	(97.15)	(432.09)	(612.61)	(135.99)
	(c) Excise Duty	243.36	196.11	194.99	732.27	709.84
	(d) Employee benefits xpenses	1,188.44	1,121.49	1,097.44	4,401.73	4,009.92
	(e) Depreciation/amortisation/impairment	98.49	97.18	134.23	372.63	400.58
	(f) Power & fuel	77.93	74.08	73.34	290.92	294.40
	(g) Corporate Social Responsibility expenses	8.22	1.30	16.46	30.29	212.90
	(h) Repairs	99.42	40.13	112.39	205.39	233.38
	(i) Contractual expenses	411.94	331.28	319.67	1,320.86	1,158.07
	(j) Other expenses	576.33	354.21	346.20	1,520.60	1,076.80
	(k) Provisions/write off	327.61	71.53	55.42	471.50	280.72
	(l) Stripping Activity expenses	342.77	11.60	34.59	91.03	(225.83)
	<b>Total expenses ( a to l )</b>	<b>2,993.70</b>	<b>2,417.96</b>	<b>2,205.56</b>	<b>9,624.11</b>	<b>8,822.42</b>
3	<b>Profit/ (Loss) from operations before other income, finance costs and exceptional items (1—2)</b>	<b>621.63</b>	<b>605.43</b>	<b>726.67</b>	<b>1,882.98</b>	<b>2,720.78</b>
4	Other income	274.67	69.47	144.92	561.92	465.09
5	<b>Profit / (Loss) from ordinary activities before finance costs and exceptional items (3+4)</b>	<b>896.30</b>	<b>674.90</b>	<b>871.59</b>	<b>2,444.90</b>	<b>3,185.87</b>
6	Finance costs	18.63	17.73	31.88	71.88	77.26
7	<b>Profit / (Loss) from ordinary activities after finance costs but before exceptional items (5—6)</b>	<b>877.67</b>	<b>657.17</b>	<b>839.71</b>	<b>2,373.02</b>	<b>3,108.61</b>
8	Exceptional items	—	—	—	—	—
9	<b>Profit / ( Loss ) from ordinary activities before tax (7—8)</b>	<b>877.67</b>	<b>657.17</b>	<b>839.71</b>	<b>2,373.02</b>	<b>3,108.61</b>
10	Tax expense	414.72	291.88	268.70	984.19	1,179.21
11	<b>Net Profit / ( Loss ) for the period (9—10) [A]</b>	<b>462.95</b>	<b>365.29</b>	<b>571.01</b>	<b>1,388.83</b>	<b>1,929.40</b>
12	<b>Other Comprehensive Income/(loss)(net of tax) [B]</b>	<b>40.32</b>	<b>4.31</b>	<b>6.72</b>	<b>11.73</b>	<b>40.66</b>
13	<b>Total Comprehensive Income/(loss) [A + B]</b>	<b>503.27</b>	<b>369.60</b>	<b>577.73</b>	<b>1,400.56</b>	<b>1,970.06</b>
14	Paid—up equity share capital (Face Value of share ₹ 1000/—each)	940.00	940.00	940.00	940.00	940.00
15	<b>Earnings per share (EPS) ( Face Value of share ₹ 1000 /—each) (not annualised)</b>					
	(a) Basic	492.50	388.61	607.46	1,477.48	2,052.55
	(b) Diluted	492.50	388.61	607.46	1,477.48	2,052.55

Sd/—  
(Ashok Kumar)  
General Manager (Finance)—A

Sd/—  
(D.K.Ghosh)  
Director (Finance)  
DIN—06638291

Sd/—  
(Gopal Singh)  
Chairman—cum—Managing Director  
DIN—02698059

In terms of our Report of even date  
For **V.SINGHI & ASSOCIATES**  
Chartered Accountant  
(Firm Reg. No. 311017E)

Sd/—  
(Aniruddha Sengupta)  
Partner  
(Membership No. 051371)

Place : Ranchi  
Date : 26th May, 2017

**CENTRAL COALFIELDS LIMITED**

(CIN: U10200JH1956GOI000581)

Regd. Office: Ranchi, Jharkhand

**CONSOLIDATED BALANCE SHEET AS AT 31ST MARCH, 2017**

(₹ in Crores)

	Notes	As at 31.03.2017	As at 31.03.2016 (Restated)	As at 01.04.2015 (Restated)
<b>ASSETS</b>				
<b>Non—Current Assets</b>				
(a) Property, Plant & Equipments	3	2,426.40	2,541.98	2,237.74
(b) Capital Work in Progress	4	1,316.81	303.40	414.02
(c) Exploration and Evaluation Assets	5	237.16	201.14	173.83
(d) Other Intangible Assets	6	3.59	5.25	6.45
(e) Intangible Assets under Development		—	—	—
(f) Investment Property		—	—	—
(g) Financial Assets				
(i) Investments	7	—	—	—
(ii) Loans	8	0.59	0.92	1.26
(iii) Other Financial Assets	9	723.05	1,533.01	1,393.95
(h) Deferred Tax Assets (net)		771.88	725.03	620.47
(i) Other non—current assets	10	1,099.27	119.38	112.84
<b>Total Non—Current Assets (A)</b>		<b>6,578.75</b>	<b>5,430.11</b>	<b>4,960.56</b>
<b>Current Assets</b>				
(a) Inventories	12	2,096.26	1,491.26	1,349.43
(b) Financial Assets				
(i) Investments	7	—	—	403.79
(ii) Trade Receivables	13	1,293.79	1,365.43	1,424.86
(iii) Cash & Cash equivalents	14	325.07	1,968.58	1,007.68
(iv) Other Bank Balances	15	1,376.71	2,090.19	2,395.58
(v) Loans	8	—	—	—
(vi) Other Financial Assets	9	367.89	383.26	309.90
(c) Current Tax Assets (Net)		—	—	11.06
(d) Other Current Assets	11	1,525.93	1,258.73	1,142.23
<b>Total Current Assets (B)</b>		<b>6,985.65</b>	<b>8,557.45</b>	<b>8,044.53</b>
<b>Total Assets (A+B)</b>		<b>13,564.40</b>	<b>13,987.56</b>	<b>13,005.09</b>

**CENTRAL COALFIELDS LIMITED**

(CIN: U10200JH1956GOI000581)

Regd. Office: Ranchi, Jharkhand

**CONSOLIDATED BALANCE SHEET AS AT 31ST MARCH, 2017 (Contd.)**

(₹ in Crores)

	Notes	As at 31.03.2017	As at 31.03.2016 (Restated)	As at 01.04.2015 (Restated)
<b>EQUITY AND LIABILITIES</b>				
<b>Equity</b>				
(a) Equity Share Capital	16	940.00	940.00	940.00
(b) Other Equity	17	2,304.97	5,278.12	5,368.27
<b>Equity attributable to equityholders of the company</b>		<b>3,244.97</b>	<b>6,218.12</b>	<b>6,308.27</b>
Non—Controlling Interests		1.12	—	—
<b>Total Equity (A)</b>		<b>3,246.09</b>	<b>6,218.12</b>	<b>6,308.27</b>
<b>Liabilities</b>				
<b>Non—Current Liabilities</b>				
<b>(a) Financial Liabilities</b>				
(i) Borrowings	18	1,200.00	—	—
(ii) Trade Payables		—	—	—
(iii) Other Financial Liabilities	20	59.92	49.05	34.77
(b) Provisions	21	2,305.81	2,344.82	2,611.18
(c) Other Non—Current Liabilities	22	183.83	165.43	150.59
<b>Total Non—Current Liabilities (B)</b>		<b>3,749.56</b>	<b>2,559.30</b>	<b>2,796.54</b>
<b>Current Liabilities</b>				
<b>(a) Financial Liabilities</b>				
(i) Borrowings	18	1,103.78	929.00	—
(ii) Trade payables	19	134.22	178.60	130.94
(iii) Other Financial Liabilities	20	552.87	173.50	206.20
(b) Other Current Liabilities	23	3,251.64	2,422.76	2,403.95
(c) Provisions	21	1,490.89	1,467.97	1,159.19
(d) Current Tax Liabilities (net)		35.35	38.31	—
<b>Total Current Liabilities (C)</b>		<b>6,568.75</b>	<b>5,210.14</b>	<b>3,900.28</b>
<b>Total Equity and Liabilities (A+B+C)</b>		<b>13,564.40</b>	<b>13,987.56</b>	<b>13,005.09</b>

The Accompanying Notes form an integral part of the Financial Statements.

Sd/—  
**(Ashok Kumar)**  
General Manager (Finance)—A

Sd/—  
**(D.K.Ghosh)**  
Director (Finance)  
DIN—06638291

Sd/—  
**(Gopal Singh)**  
Chairman—cum—Managing Director  
DIN—02698059

In terms of our Report of even date  
For **V.SINGHI & ASSOCIATES**  
Chartered Accountant  
(Firm Reg. No. 311017E)  
Sd/—  
(Aniruddha Sengupta)  
Partner  
(Membership No. 051371)

Place : Ranchi  
Date : 26th May, 2017

**CENTRAL COALFIELDS LIMITED**

(CIN: U10200JH1956GOI000581)

Regd. Office: Ranchi, Jharkhand

**CONSOLIDATED STATEMENT OF PROFIT AND LOSS FOR THE YEAR ENDED 31ST MARCH, 2017**

(₹ in Crores)

	Notes	For the year ended 31.03.2017	For the year ended 31.03.2016
<b>Revenue from Operations</b>	24		
A. Sales (Net)		11,140.68	11,245.14
B. Other Operating Revenue (Net)		366.41	298.06
<b>(I) Revenue from Operations (A+B)</b>		<b>11,507.09</b>	<b>11,543.20</b>
(II) Other Income	25	561.92	465.09
<b>(III) Total Income (I+II)</b>		<b>12,069.01</b>	<b>12,008.29</b>
<b>(IV) EXPENSES</b>			
Cost of Materials Consumed	26	799.50	807.63
Changes in inventories of finished goods/work in progress and Stock in trade	27	(612.61)	(135.99)
Excise Duty on sale of coal		732.27	709.84
Employee Benefits Expense	28	4,401.73	4,009.92
Power Expenses		290.92	294.40
Corporate Social Responsibility Expenses	29	30.29	212.90
Repairs	30	205.39	233.38
Contractual Expenses	31	1,320.86	1,158.07
Finance Costs	32	71.88	77.26
Depreciation/Amortization/ Impairment expenses		372.63	400.58
Provisions	33	450.70	187.99
Write off	34	20.80	92.73
Stripping Activity Adjustments		91.03	(225.83)
Other Expenses	35	1,520.60	1,076.80
<b>Total Expenses (IV)</b>		<b>9,695.99</b>	<b>8,899.68</b>
<b>(V) Profit before Exceptional items and Tax (III—IV)</b>		<b>2,373.02</b>	<b>3,108.61</b>
(VI) Exceptional Items		—	—
<b>(VII) Profit before Tax (V—VI)</b>		<b>2,373.02</b>	<b>3,108.61</b>
(VIII) Tax expense	36	984.19	1,179.21
<b>(IX) Profit for the year from continuing operations (VII—VIII)</b>		<b>1,388.83</b>	<b>1,929.40</b>
(X) Profit from discontinued operations		—	—
(XI) Tax expenses of discontinued operations		—	—
(XII) Profit from discontinued operations (after Tax) (X—XI)		—	—
(XIII) Share in JV's/Associate's Profit/(Loss)		—	—
<b>(XIV) Profit for the year (IX+XII+XIII)</b>		<b>1,388.83</b>	<b>1,929.40</b>
Other Comprehensive Income	37		
A (i) Items that will not be reclassified to profit or loss		20.05	65.49
(ii) Income tax relating to items that will not be reclassified to profit or loss		8.32	24.83
B (i) Items that will be reclassified to profit or loss		—	—
(ii) Income tax relating to items that will be reclassified to profit or loss		—	—
<b>(XV) Total Other Comprehensive Income</b>		<b>11.73</b>	<b>40.66</b>

**CENTRAL COALFIELDS LIMITED**

(CIN: U10200JH1956GOI000581)

Regd. Office: Ranchi, Jharkhand

**CONSOLIDATED STATEMENT OF PROFIT AND LOSS FOR THE YEAR ENDED 31ST MARCH, 2017 (Contd.)**

(₹ in Crores)

	Notes	For the year ended 31.03.2017	For the year ended 31.03.2016
<b>(XVI) Total Comprehensive Income for the year (XIV+XV) (Comprising Profit/ (Loss) and Other Comprehensive Income for the year)</b>		<b>1,400.56</b>	<b>1,970.06</b>
Profit attributable to:			
Owners of the Company		1,389.00	1,929.40
Non—Controlling Interest		(0.17)	—
		<b>1,388.83</b>	<b>1,929.40</b>
<b>Other Comprehensive Income attributable to:</b>			
Owners of the Company		11.73	40.66
Non—Controlling Interest		—	—
		<b>11.73</b>	<b>40.66</b>
<b>Total Comprehensive Income attributable to:</b>			
Owners of the Company		1,400.73	1,970.06
Non—Controlling Interest		(0.17)	—
<b>(XVII) Earnings per equity share (for continuing operation):</b>			
(1) Basic		1,477.66	2,052.55
(2) Diluted		1,477.66	2,052.55
<b>(XVIII) Earnings per equity share (for discontinued operation):</b>			
(1) Basic		—	—
(2) Diluted		—	—
<b>(XIX) Earnings per equity share (for discontinued &amp; continuing operation):</b>			
(1) Basic		1,477.48	2,052.55
(2) Diluted		1,477.48	2,052.55
Significant Accounting Policies	2		
Additional Notes to the Financial Statements	38		
The Accompanying Notes form an integral part of the Financial Statements.			

Sd/—

**(Ashok Kumar)**

General Manager (Finance)—A

Sd/—

**(D.K.Ghosh)**

Director (Finance)

DIN—06638291

Sd/—

**(Gopal Singh)**

Chairman—cum—Managing Director

DIN—02698059

In terms of our Report of even date

For **V.SINGHI & ASSOCIATES**

Chartered Accountant

(Firm Reg. No. 311017E)

Sd/—

(Aniruddha Sengupta)

Partner

(Membership No. 051371)

Place : Ranchi

Date : 26th May, 2017



**CENTRAL COALFIELDS LIMITED**

(CIN: U10200JH1956GOI000581)

Regd. Office: Ranchi, Jharkhand

**CONSOLIDATED CASH FLOW STATEMENT (INDIRECT METHOD) For the Year Ended 31st March, 2017**

(₹ in Crores)

	For the Year Ended 31.03.2017	For the Year Ended 31.03.2016
<b>CASH FLOW FROM OPERATING ACTIVITIES</b>		
Total Comprehensive Income before tax	2,393.07	3,174.10
Adjustments for :		
Depreciation / Impairment of Fixed Assets	377.39	412.54
Interest from Bank Deposits	(258.95)	(332.00)
Finance cost related to financing activity	71.88	77.26
Adjustment for preliminary Expnses of JCRL	(0.06)	—
Interest / Dividend from investments	(23.25)	(31.38)
Profit / Loss on sale of Fixed Assets	0.56	0.68
Provisions made & write off during the Year	471.50	280.72
Liability write back during the Year	(185.44)	(4.23)
Stripping Activity Adjustment	91.03	(225.83)
<b>Operating Profit before Current/Non Current Assets and Liabilities</b>	<b>2,937.73</b>	<b>3,351.86</b>
<b>Adjustment for :</b>		
Trade Receivables	71.64	59.43
Inventories	(605.00)	(141.83)
Short/Long Term Loans/Advances & Other Current Assets	(468.28)	(428.62)
Short/Long Term Liabilities and Provisions	797.00	92.96
<b>Cash Generated from Operation</b>	<b>2,733.09</b>	<b>2,933.80</b>
Income Tax Paid/Refund	(992.51)	(1,204.04)
<b>Net Cash Flow from Operating Activities (A)</b>	<b>1,740.58</b>	<b>1,729.76</b>
<b>CASH FLOW FROM INVESTING ACTIVITIES</b>		
Purchase of Fixed Assets	(1,310.14)	(632.95)
Investment in Bank Deposit	258.95	332.00
Change in investments	—	403.79
Investment in joint venture	—	—

**CENTRAL COALFIELDS LIMITED**

(CIN: U10200JH1956GOI000581)

Regd. Office: Ranchi, Jharkhand

**CONSOLIDATED CASH FLOW STATEMENT (INDIRECT METHOD) For the Year Ended 31st March, 2017 (Contd.)**

(₹ in Crores)

	For the Year Ended 31.03.2017	For the Year Ended 31.03.2016
Interest pertaining to Investing Activities	—	—
Interest / Dividend from investments	23.25	31.38
<b>Net Cash from Investing Activities ( B )</b>	<b>(1,027.94)</b>	<b>134.22</b>
<b>CASH FLOW FROM FINANCING ACTIVITIES</b>		
Repayment of Borrowings	—	—
Short Term Borrowings	1,374.78	929.00
Investment in Equity Share Capital (Non—Controlling Interest)—JCRL	1.31	—
Interest & Finance cost pertaining to Financing Activities	(71.88)	(77.26)
Receipt of Shifting & Rehabilitation Fund	—	—
Dividend Paid	(3,634.04)	(1,711.74)
Dividend Distribution Tax	(739.80)	(348.47)
Buyback of Equity Share Capital	—	—
<b>Net Cash used in Financing Activities ( C )</b>	<b>(3,069.63)</b>	<b>(1,208.47)</b>
<b>Net Increase / (Decrease) in Cash &amp; Bank Balances (A+B+C)</b>	<b>(2,356.99)</b>	<b>655.51</b>
<b>Cash &amp; Bank Balance (opening balance)</b>	<b>4,058.77</b>	<b>3,403.26</b>
<b>Cash &amp; Bank Balance (closing balance)</b>	<b>1,701.78</b>	<b>4,058.77</b>

(All figures in bracket represent outflow.)

Sd/—  
**(Ashok Kumar)**  
General Manager (Finance)—A

Sd/—  
**(D.K.Ghosh)**  
Director (Finance)  
DIN—06638291

Sd/—  
**(Gopal Singh)**  
Chairman—cum—Managing Director  
DIN—02698059

In terms of our Report of even date  
**For V.SINGHI & ASSOCIATES**  
Chartered Accountant  
(Firm Reg. No. 311017E)

Place : Ranchi  
Date : 26th March, 2017

Sd/—  
**(Aniruddha Sengupta)**  
Partner  
(Membership No. 051371)

**CENTRAL COALFIELDS LIMITED**

(A Miniratna Company)

**STATEMENT OF CHANGES IN EQUITY FOR THE YEAR ENDED 31ST MARCH, 2017 – CONSOLIDATED****A. EQUITY SHARE CAPITAL**

(₹ in Crores)

Particulars	Balance as at 01.04.2015	Changes In Equity Share Capital during the year	Balance as at 31.03.2016	Balance as at 01.04.2016	Changes In Equity Share Capital during the year	Balance as at 31.03.2017
9400000 Equity Shares of ₹1000/— each	940.00	—	940.00	940.00	—	940.00

**B. OTHER EQUITY**

	Equity portion of Preference Share	Other Reserves			General Reserve	Retained Earnings	Total	Non—Controlling Interest	Equity
		Capital Redemption reserve	Capital reserve	Sustainable Development Reserve					
Balance as at 01.04.2015	—	—	—	—	1,863.20	3,315.78	5,178.98	—	5,178.98
Changes in Accounting Policy	—	—	—	—	—	198.86	198.86	—	198.86
Prior Period Errors	—	—	—	—	—	(9.57)	(9.57)	—	(9.57)
Restated balance as at 01.04.2015	—	—	—	—	1,863.20	3,505.07	5,368.27	—	5,368.27
Additions during the year	—	—	—	—	—	—	—	—	—
Adjustments during the year	—	—	—	—	—	—	—	—	—
Total comprehensive income during the period	—	—	—	—	—	1,970.06	1,970.06	—	1,970.06
Appropriations									
Transfer to / from General reserve	—	—	—	—	95.74	(95.74)	—	—	—
Transfer to / from Other reserves	—	—	—	—	—	—	—	—	—
Interim Dividend	—	—	—	—	—	1,457.00	(1,457.00)	—	(1,457.00)
Final Dividend	—	—	—	—	—	(254.74)	(254.74)	—	(254.74)
Corporate Dividend tax	—	—	—	—	—	(348.47)	(348.47)	—	(348.47)
Pre—operative expenses	—	—	—	—	—	—	—	—	—
Balance as at 31.03.2016	—	—	—	—	1,958.94	3,319.18	5,278.12	—	5,278.12
Balance as at 01.04.2016	—	—	—	—	1,958.94	3,319.18	5,278.12	—	5,278.12
Additions during the year	—	—	—	—	—	—	—	—	—
Adjustments during the year	—	—	—	—	—	(0.06)	(0.06)	(0.02)	(0.04)
Changes in accounting policy or prior period errors	—	—	—	—	—	—	—	—	—
Total comprehensive income during the year	—	—	—	—	—	1,400.56	1,400.56	(0.17)	1,400.73
Adjustments during the year	—	—	—	—	—	—	—	—	—
Appropriations									
Transfer to / from General reserve	—	—	—	—	70.06	(70.06)	—	—	—
Transfer to / from Other reserves	—	—	—	—	—	—	—	—	—
Interim Dividend	—	—	—	—	—	(3,634.04)	(3,634.04)	—	(3,634.04)
Final Dividend	—	—	—	—	—	—	—	—	—
Corporate Dividend tax	—	—	—	—	—	(739.80)	(739.80)	—	(739.80)
Adjustment of Pre—operative expenses	—	—	—	—	—	—	—	—	—
<b>Balance as at 31.03.2017</b>	—	—	—	—	<b>2,029.00</b>	<b>275.78</b>	<b>2,304.78</b>	<b>(0.19)</b>	<b>2,304.97</b>

## **CENTRAL COALFIELDS LIMITED**

(A Miniratna Company)

### **SIGNIFICANT ACCOUNTING POLICIES**

#### **NOTE 1 : CORPORATE INFORMATION**

Central Coalfields Limited (CCL), a Miniratna Public Sector undertaking, is a 100% subsidiary of Coal India Limited (A Government of India Undertaking) having its registered office at Darbhanga House, Ranchi, Jharkhand – 834029.

#### **NOTE 2 : SIGNIFICANT ACCOUNTING POLICIES**

##### **2.1 Basis of preparation**

The financial statements of the Company have been prepared in accordance with Indian Accounting Standards (Ind AS) notified under the Companies (Indian Accounting Standards) Rules, 2015

For all periods up to and including the year ended 31st March, 2016, the Company prepared its Consolidated financial statements in accordance with Accounting Standards (AS) notified under section 133 of the Companies Act 2013, read together with paragraph 7 of the Companies (Accounts) Rules, 2014 and in accordance with Companies (Accounting Standards), Rules 2006 (erstwhile — Indian GAAP). These financial statements for the year ended 31st March, 2017 are the first financial statements of the Company prepared in accordance with Ind AS Refer to Note no.38.6 for information on first time adoption of Ind AS.

The financial statements have been prepared on historical cost basis, except for

- Certain financial assets and liabilities measured at fair value (refer accounting policy on financial instruments in para 2.15);
- Defined benefit plans— plan assets measured at fair value;
- Inventories at Cost or NRV whichever is lower (refer accounting policy in para no. 2.21).

##### **2.1.1 Rounding off amounts**

Amounts in these financial statements, unless otherwise indicated, have been rounded off to 'rupees in crore' upto two decimal points.

##### **2.2 Basis of consolidation**

###### **2.2.1 Subsidiaries**

Subsidiaries are all entities over which the company has control. The company controls an entity when the company is exposed to, or has rights to, variable returns from its involvement with the entity and has the ability to affect those returns through its power to direct the relevant activities of the entity. Subsidiaries are fully consolidated from the date on which control is transferred to the company. They are deconsolidated from the date when control ceases.

The acquisition method of accounting is used to account for business combinations by the company.

The company combines the financial statements of the parent and its subsidiaries line by line adding together like items of assets, liabilities, equity, cash flows, income and expenses. Intercompany transactions, balances and unrealized gains on transactions between companies are eliminated. Unrealized losses are also eliminated unless the transaction provides evidence of an impairment of the transferred asset. A member of the group normally uses accounting policies as adopted by the group for like transactions and events in similar circumstances. In case of significant deviations, appropriate adjustments are made to the group member financial statement to ensure conformity with the groups accounting policies.

Non—controlling interests in the results and equity of subsidiaries are shown separately in the consolidated statement of profit and loss, consolidated statement of changes in equity and balance sheet respectively.

### **2.2.2 Associates**

Associates are all entities over which the group has significant influence but no control or joint control. This is generally the case where the group holds between 20% and 50% of the voting rights.

Investments in associates are accounted for using the equity method of accounting, after initially being recognised at cost, except when the investment or a portion thereof, is classified as held for sale, in which case it is accounted in accordance with Ind AS 105

The entity impairs its net investment in the associates on the basis of objective evidence.

### **2.2.3 Joint arrangements**

Joint arrangements are those arrangements where the group is having joint control with one or more other parties.

Joint control is the contractually agreed sharing of control of the arrangement which exist only when decisions about the relevant activities require the unanimous consent of the parties sharing control.

Joint Arrangements are classified as either joint operations or joint ventures. The classification depends on the contractual rights and obligations of each investor, rather than the legal structure of the joint arrangement.

#### **2.2.3.1 Joint Operations**

Joint operations are those joint arrangements whereby the group is having rights to the assets and obligations for the liabilities relating to the arrangements.

Group recognises its direct right to the assets, liabilities, revenues and expenses of joint operations and its share of any jointly held or incurred assets, liabilities, revenues and expenses. These have been incorporated in the financial statements under the appropriate headings.

#### **2.2.3.2 Joint ventures**

Joint ventures are those joint arrangements whereby the group is having rights to the net assets of the arrangements.

Interests in joint ventures are accounted for using the equity method, after initially being recognised at cost in the consolidated balance sheet.

Investments in Joint venture are accounted for using the equity method of accounting, after

initially being recognized at cost, except when the investment, or a portion thereof, is classified as held for sale, in which case it is accounted in accordance with Ind AS 105.

The entity impairs its net investment in the joint venture on the basis of objective evidence.

#### **2.2.4 Equity method**

Under the equity method of accounting, the investments are initially recognised at cost and adjusted thereafter to recognize the group's share of the post—acquisition profits or losses of the investee in profit and loss, and the group's share of other comprehensive income of the investee in other comprehensive income. Dividends received or receivable from associates and joint ventures are recognised as a reduction in the carrying amount of the investment.

When the group's share of losses in an equity—accounted investment equals or exceeds its interest in the entity, including any other unsecured long—term receivables, the group does not recognise further losses, unless it has incurred obligations or made payments on behalf of the other entity.

Unrealised gains on transactions between the group and its associates and joint ventures are eliminated to the extent of the group's interest in these entities. Unrealised losses are also eliminated unless the transaction provides evidence of an impairment of the asset transferred. Accounting policies of equity accounted investees have been changed where necessary to ensure consistency with the policies adopted by the group.

#### **2.2.5 Changes in ownership interests**

The company treats transactions with non—controlling interests that do not result in a loss of control as transactions with equity owners of the company. A change in ownership interest results in an adjustment between the carrying amounts of the controlling and non—controlling interests to reflect their relative interests in the subsidiary. Any difference between the amount of the adjustment to non—controlling interests and any fair value of consideration paid or received is recognised within equity

When the Company ceases to consolidate or equity account for an investment because of a loss of control, joint control or significant influence, any retained interest in the entity is remeasured to its fair value with the change in carrying amount recognised in profit or loss. This fair value becomes the initial carrying amount for the purposes of subsequently accounting for the retained interest as an associate, joint venture or financial asset. In addition, any amounts previously recognised in other comprehensive income in respect of that entity are accounted for as if the company had directly disposed of the related assets or liabilities. This may mean that amounts previously recognised in other comprehensive income are reclassified to profit or loss.

If the ownership interest in a joint venture or an associate is reduced but joint control or significant influence is retained, only a proportionate share of the amounts previously recognised in other comprehensive income are reclassified to profit or loss where appropriate.

### **2.3 Current and non—current Classification**

The Company presents assets and liabilities in the Balance Sheet based on current/ non—current classification. An asset is treated as current when:

- (a) it expects to realise the asset, or intends to sell or consume it, in its normal operating cycle;
- (b) it holds the asset primarily for the purpose of trading;

- (c) it expects to realise the asset within twelve months after the reporting period; or
- (d) the asset is cash or a cash equivalent (as defined in Ind AS 7) unless the asset is restricted from being exchanged or used to settle a liability for at least twelve months after the reporting period. All other assets are classified as non—current.

The Company classify a liability as current when:

- (a) it expects to settle the liability in its normal operating cycle;
- (b) it holds the liability primarily for the purpose of trading;
- (c) the liability is due to be settled within twelve months after the reporting period; or
- (d) it does not have an unconditional right to defer settlement of the liability for at least twelve months after the reporting period. Terms of a liability that could, at the option of the counterparty, result in its settlement by the issue of equity instruments do not affect its classification.

All other liabilities are classified as non—current.

## **2.4 REVENUE RECOGNITION**

### **2.4.1 Sales revenue**

Revenue from the sale of goods is recognised when all the following conditions have been satisfied:

- (a) the Company has transferred to the buyer the significant risks and rewards of ownership of the goods;
- (b) the Company retains neither continuing managerial involvement to the degree usually associated with ownership nor effective control over the goods sold;
- (c) the amount of revenue can be measured reliably;
- (d) it is probable that the economic benefits associated with the transaction will flow to the entity; and
- (e) the costs incurred or to be incurred in respect of the transaction can be measured reliably.

Revenue is measured at the fair value of the consideration received or receivable, taking into account contractually defined terms of payment and excluding taxes, levies or duties collected on behalf of the government/ other statutory bodies.

Advances received from the customers are reported as customer's deposits unless the above conditions for revenue recognition are met.

However, based on the educational material on Ind AS 18 issued by The Institute of Chartered Accountants of India, the Company has assumed that recovery of excise duty flows to the company on its own account. This is for the reason that it is a liability of the manufacturer which forms part of the cost of production, irrespective of whether the goods are sold or not. Since the recovery of excise duty flows to the Company on its own account, gross revenue includes excise duty.

However, other taxes, levies or duties are not considered to be received by the company on its

own account and are excluded from net revenue.

#### **2.4.2 Interest**

Interest income is recognised using the Effective Interest Method.

#### **2.4.3 Dividend**

Dividend income from investments is recognised when the rights to receive payment is established.

#### **2.4.4 Other Claims**

Other claims (including interest on delayed realization from customers) are accounted for, when there is certainty of realisation and can be measured reliably.

#### **2.4.5 Rendering of Services**

When the outcome of a transaction involving the rendering of services can be estimated reliably, revenue associated with the transaction is recognised with reference to the stage of completion of the transaction at the end of the reporting period. The outcome of a transaction can be estimated reliably when all the following conditions are satisfied:

- (a) the amount of revenue can be measured reliably;
- (b) it is probable that the economic benefits associated with the transaction will flow to the entity;
- (c) the stage of completion of the transaction at the end of the reporting period can be measured reliably; and
- (d) the costs incurred for the transaction and the costs to complete the transaction can be measured reliably.

### **2.5 Grants from Government**

Government Grants are not recognised until there is reasonable assurance that the Company will comply with the conditions attached to them and that the grants will be received.

Government grants are recognised in the statement of Profit and Loss on a systematic basis over the periods in which the Company recognises as expenses the related costs for which the grants are intended to compensate.

Government Grants/assistance related to assets are presented in the Balance Sheet by setting up the grant as deferred income and are recognised in Statement of Profit and Loss on systematic basis over the useful life of asset.

Grants related to income (i.e. grant related to other than assets) are presented as part of Statement of Profit or Loss under the general heading 'Other Income'.

A government grant that becomes receivable as compensation for expenses or losses already incurred or for the purpose of giving immediate financial support to the Company with no future related costs, is recognised in profit or loss of the period in which it becomes receivable.

The Government grants or in the nature of promoters contribution are recognised directly in



“Capital Reserve” which forms part of the “Shareholders fund”.

## **2.6 LEASES**

A finance lease is a lease that transfers substantially all the risks and rewards incidental to ownership of an asset. Title may or may not eventually be transferred.

An operating lease is a lease other than a finance lease.

### **2.6.1 Company as a Lessee**

A lease is classified at the inception date as a finance lease or an operating lease. A lease that transfers substantially all the risks and rewards incidental to ownership to the Company is classified as a finance lease.

#### **2.6.1.1 Finance Leases**

Finance Leases are capitalised at the commencement of the lease at the inception date fair value of the leased property or, if lower, at the present value of the minimum lease payments. Lease payments are apportioned between finance charges and reduction of the lease liability so as to achieve a constant periodic rate of interest on the remaining balance of the liability.

Finance charges are recognised in finance costs in the Statement of Profit and Loss, unless they are directly attributable to qualifying assets, in which case they are capitalized in accordance with the Company’s general policy on the borrowing costs.

A leased asset is depreciated over the useful life of the asset. However, if there is no reasonable certainty that the Company will obtain ownership by the end of the lease term, the asset is depreciated over the shorter of the estimated useful life of the asset and the lease term.

#### **2.6.1.2 Operating Lease**

Lease payments under an operating lease is recognised as an expense on a straight—line basis over the lease term unless either:

- (a) another systematic basis is more representative of the time pattern of the user’s benefit even if the payments to the lessors are not on that basis; or
- (b) the payments to the lessor are structured to increase in line with expected general inflation to compensate for the lessor’s expected inflationary cost increases. If payments to the lessor vary because of factors other than general inflation, then this condition is not met.

### **2.6.2 Company as a Lessor**

Operating Leases — Lease income from operating leases (excluding amounts for services such as insurance and maintenance) is recognised in income on a straight—line basis over the lease term, unless either:

- (a) another systematic basis is more representative of the time pattern in which use benefit derived from the leased asset is diminished, even if the payments to the lessors are not on that basis; or
- (b) the payments to the lessor are structured to increase in line with expected general inflation to compensate for the lessor’s expected inflationary cost increases. If payments to the

lessor vary according to factors other than inflation, then this condition is not met.

Initial direct costs incurred in negotiating and arranging an operating lease are added to the carrying amount of the leased asset and recognised as an expense over the lease term on the same basis as lease income.

Finance Leases — Amounts due from lessees under finance leases are recorded as receivables at the Company's net investment in the leases. Finance lease income is allocated to accounting periods so as to reflect a constant periodic rate of return on the net investment outstanding in respect of the lease.

## **2.7 Non – current assets held for sale**

The Company classifies non—current assets and (or disposal groups) as held for sale if their carrying amounts will be recovered principally through a sale rather than through continuing use. Actions required to complete the sale should indicate that it is unlikely that significant changes to the sale will be made or that the decision to sell will be withdrawn. Management must be committed to the sale expected within one year from the date of classification.

For these purposes, sale transactions include exchanges of non—current assets for other non—current assets when the exchange has commercial substance. The criteria for held for sale classification is regarded met only when the assets or disposal group is available for immediate sale in its present condition, subject only to terms that are usual and customary for sales of such assets (or disposal groups), its sale is highly probable; and it will genuinely be sold, not abandoned. The Company treats sale of the asset or disposal group to be highly probable when:

- The appropriate level of management is committed to a plan to sell the asset (or disposal group),
- An active programme to locate a buyer and complete the plan has been initiated
- The asset (or disposal group) is being actively marketed for sale at a price that is reasonable in relation to its current fair value,
- The sale is expected to qualify for recognition as a completed sale within one year from the date of classification, and
- Actions required to complete the plan indicate that it is unlikely those significant changes to the plan will be made or that the plan will be withdrawn.

## **2.8 Property, Plant and Equipment (PPE)**

Land is carried at historical cost. Historical cost includes expenditure which are directly attributable to the acquisition of the land like, rehabilitation expenses, resettlement cost and compensation in lieu of employment incurred for concerned displaced persons etc.

After recognition, an item of all other Property, plant and equipment are carried at its cost less any accumulated depreciation and any accumulated impairment losses under Cost Model. The cost of an item of property, plant and equipment comprises:

- (a) its purchase price, including import duties and non—refundable purchase taxes, after deducting trade discounts and rebates.
- (b) any costs directly attributable to bringing the asset to the location and condition necessary

for it to be capable of operating in the manner intended by management.

- (c) the initial estimate of the costs of dismantling and removing the item and restoring the site on which it is located, the obligation for which an entity incurs either when the item is acquired or as a consequence of having used the item during a particular period for purposes other than to produce inventories during that period.

Each part of an item of property, plant and equipment with a cost that is significant in relation to the total cost of the item depreciated separately. However, significant part(s) of an item of PPE having same useful life and depreciation method are grouped together in determining the depreciation charge.

Costs of the day—to—day servicing described as for the ‘repairs and maintenance’ are recognised in the Statement of Profit and Loss in the period in which the same are incurred.

Subsequent cost of replacing parts significant in relation to the total cost of an item of property, plant and equipment are recognised in the carrying amount of the item, if it is probable that future economic benefits associated with the item will flow to the Company; and the cost of the item can be measured reliably. The carrying amount of those parts that are replaced is derecognised in accordance with the derecognition policy mentioned below.

When major inspection is performed, its cost is recognised in the carrying amount of the item of property, plant and equipment as a replacement if it is probable that future economic benefits associated with the item will flow to the company; and the cost of the item can be measured reliably. Any remaining carrying amount of the cost of the previous inspection (as distinct from physical parts) is derecognised.

An item of Property, plant or equipment is derecognised upon disposal or when no future economic benefits are expected from the continued use of assets. Any gain or loss arising on such derecognition of an item of property, plant and equipment is recognised in the Statement of Profit and Loss.

Depreciation on property, plant and equipment, except freehold land, is provided as per cost model on straight line basis over the estimated useful lives of the asset as follows:

Other Land (incl. Leasehold Land)	:	Life of the project or lease term whichever is lower
Buildings	:	3—60 years
Roads	:	3—10 years
Telecommunications	:	3—9 years
Railway Sidings	:	15 years
Plant and Equipments	:	5—15 years
Computers and Laptops	:	3 Years
Office Equipments	:	3—6 years
Furniture and Fixtures	:	10 years
Vehicles	:	8—10 years

Based on technical evaluation, the management believes that the useful lives given above best represents the period over which the management expects to use the asset. Hence, the useful lives of the assets may be different from useful lives as prescribed under Part C of Schedule II of Companies Act, 2013.

The estimated useful life of the assets is reviewed at the end of each financial year.

The residual value of Property, plant and equipment is considered as 5% of the original cost of the asset except some items of assets such as Coal tub, winding ropes, haulage ropes, stowing pipes & safety lamps etc. for which the technically estimated useful life has been determined to be one year with nil residual value.

Depreciation on the assets added / disposed off during the year is provided on pro—rata basis with reference to the month of addition / disposal.

Value of “Other Lands” includes land acquired under Coal Bearing Area (Acquisition & Development) (CBA) Act, 1957, Land Acquisition Act, 1894, Right to Fair Compensation and Transparency in Land Acquisition, Rehabilitation and Resettlement (RFCTLAAR) Act, 2013, Long term transfer of government land etc., which is amortised on the basis of the balance life of the project; and in case of Leasehold land such amortisation is based on lease period or balance life of the project whichever is lower.

Fully depreciated assets, retired from active use are disclosed separately as surveyed off assets at its residual value under Property, Plant and Equipment are tested for impairment.

Capital Expenses incurred by the Company on construction/development of certain assets which are essential for production, supply of goods or for the access to any existing Assets of the Company are recognised as Enabling Assets under Property, Plant and Equipment.

### **Transition to Ind AS**

The Company elected to continue with the carrying value as per cost model (for all of its Property, Plant and Equipment as recognised in the financial statements as at the date of transition to Ind ASs, measured as per the previous GAAP.

### **2.9 Mine Closure, Site Restoration and Decommissioning Obligation**

The Company’s obligation for land reclamation and decommissioning of structures consists of spending at both surface and underground mines in accordance with the guidelines from Ministry of Coal, Government of India. The Company estimates its obligation for Mine Closure, Site Restoration and Decommissioning based upon detailed calculation and technical assessment of the amount and timing of the future cash spending to perform the required work. Mine Closure expenditure is provided as per approved Mine Closure Plan. The estimates of expenses are escalated for inflation, and then discounted at a discount rate that reflects current market assessment of the time value of money and the risks, such that the amount of provision reflects the present value of the expenditures expected to be required to settle the obligation. The Company records a corresponding asset associated with the liability for final reclamation and mine closure. The obligation and corresponding assets are recognised in the period in which the liability is incurred. The asset representing the total site restoration cost (as estimated by Central Mine Planning and Design Institute Limited) as per mine closure plan is recognised as a separate item in PPE and amortised over the balance project/mine life.

The value of the provision is progressively increased over time as the effect of discounting unwinds; creating an expense recognised as financial expenses.

Further, a specific Escrow Fund Account is maintained for this purpose as per the approved mine closure plan.

The progressive mine closure expenses incurred on year to year basis forming part of the total mine closure obligation is initially recognised as receivable from Escrow Account and thereafter

adjusted with the obligation in the year in which the amount is withdrawn after the concurrence of the certifying agency.

## 2.10 Exploration and Evaluation Assets

Exploration and Evaluation Assets comprise capitalised costs which are attributable to the search for coal and related resources, pending the determination of technical feasibility and the assessment of commercial viability of an identified resource which comprises inter alia the following:

- researching and analysing historical exploration data;
- gathering exploration data through topographical, geo chemical and geo physical studies;
- exploratory drilling, trenching and sampling;
- determining and examining the volume and grade of the resource;
- surveying transportation and infrastructure requirements;
- Conducting market and finance studies.

The above includes employee remuneration, cost of materials and fuel used, payments to contractors etc.

As the intangible component represents an insignificant/indistinguishable portion of the overall expected tangible costs to be incurred and recouped from future exploitation, these costs along with other capitalised exploration costs are recorded as exploration and evaluation asset.

Exploration and Evaluation costs are capitalised on a project by project basis pending determination of technical feasibility and commercial viability of the project and disclosed as a separate line item under non—current assets. They are subsequently measured at cost less accumulated impairment/provision.

Once proved reserves are determined and development of mines/project is sanctioned, exploration and evaluation assets are transferred to “Development” under capital work in progress. However, if proved reserves are not determined, the exploration and evaluation asset is derecognised.

## 2.11 Development Expenditure

When proved reserves are determined and development of mines/project is sanctioned, capitalised exploration and evaluation cost is recognised as assets under construction and disclosed as a component of capital work in progress under the head “Development”. All subsequent development expenditure is also capitalised. The development expenditure capitalised is net of proceeds from the sale of coal extracted during the development phase.

### ***Commercial Operation***

The project/mines are brought to revenue; when commercial readiness of a project/mine to yield production on a sustainable basis is established either on the basis of conditions specifically stated in the project report or on the basis of the following criteria:

- (a) From beginning of the financial year immediately after the year in which the project achieves physical output of 25% of rated capacity as per approved project report, or
- (b) 2 years of touching of coal, or

- (c) From the beginning of the financial year in which the value of production is more than total expenses.

*Whichever event occurs first;*

On being brought to revenue, the assets under capital work in progress are reclassified as a component of Property, Plant and Equipment under the nomenclature "Other Mining Infrastructure". Other Mining Infrastructure are amortised from the year when the mine is brought under revenue in 20 years or working life of the project whichever is less.

## **2.12 Intangible Assets**

Intangible assets acquired separately are measured on initial recognition at cost. The cost of intangible assets acquired in a business combination is their fair value at the date of acquisition. Following initial recognition, intangible assets are carried at cost less any accumulated amortisation (calculated on a straight—line basis over their useful lives) and accumulated impairment losses, if any.

Internally generated intangibles, excluding capitalised development costs, are not capitalised. Instead, the related expenditure is recognised in the Statement of Profit or Loss and Other Comprehensive Income in the period in which the expenditure is incurred. The useful lives of intangible assets are assessed as either finite or indefinite. Intangible Assets with finite lives are amortised over their useful economic lives and assessed for impairment whenever there is an indication that the intangible asset may be impaired. The amortisation period and the amortisation method for an intangible asset with a finite useful life are reviewed at least at the end of each reporting period. Changes in the expected useful life or the expected pattern of consumption of future economic benefits embodied in the asset are considered to modify the amortisation period or method, as appropriate, and are treated as changes in accounting estimates. The amortisation expense on intangible assets with finite lives is recognised in the statement of profit or loss.

An intangible asset with an indefinite useful life is not amortised but is tested for impairment at each reporting date.

Gains or losses arising from derecognition of an intangible asset is measured as the difference between the net disposal proceeds and the carrying amount of the asset and are recognised in the Statement of Profit and Loss.

Exploration and Evaluation assets attributable to blocks identified for sale or proposed to be sold to outside agencies (i.e for blocks not earmarked for CIL) are however, classified as Intangible Assets and tested for impairment.

Cost of Software recognized as intangible asset, is amortised on straight line method over a period of legal right to use or three years, whichever is less; with a nil residual value.

## **2.13 Impairment of Assets**

The Company assesses at the end of each reporting period whether there is any indication that an asset may be impaired. If any such indication exists, the Company estimates the recoverable amount of the asset. An asset's recoverable amount is the higher of the asset's or cash—generating unit's value in use and its fair value less costs of disposal, and is determined for an individual asset, unless the asset does not generate cash inflows that are largely independent of those from other assets or groups of assets, in which case the recoverable amount is determined for the cash—generating unit

to which the asset belongs. Company considers individual mines as separate cash generating units for the purpose of test of impairment.

If the recoverable amount of an asset is estimated to be less than its carrying amount, the carrying amount of the asset is reduced to its recoverable amount and the impairment loss is recognised in the Statement of Profit and Loss.

## **2.14 Investment Property**

Property (land or a building or part of a building or both) held to earn rentals or for capital appreciation or both, rather than for use in the production or supply of goods or services or for administrative purposes; or sale in the ordinary course of businesses are classified as Investment Property.

Investment Property is measured initially at its cost, including related transaction costs and where applicable borrowing costs.

Investment Properties are depreciated using the straight—line method over their estimated useful lives.

## **2.15 Financial Instruments**

A financial instrument is any contract that gives rise to a financial asset of one entity and a financial liability or equity instrument of another entity.

### **2.15.1 Financial Assets**

#### ***Initial recognition and measurement***

All financial assets are recognised initially at fair value, in the case of financial assets not recorded at fair value through Statement of Profit and Loss, plus transaction costs that are attributable to the acquisition of the financial asset. Purchases or sales of financial assets that require delivery of assets within a time frame established by regulation or convention in the market place (regular way trades) are recognised on the trade date, i.e., the date that the Company commits to purchase or sell the asset.

#### **2.15.2 Subsequent measurement**

For purposes of subsequent measurement, financial assets are classified in four categories:

- Debt instruments at amortised cost
- Debt instruments at fair value through other comprehensive income (FVTOCI)
- Debt instruments, derivatives and equity instruments at fair value through profit or loss (FVTPL)
- Equity instruments measured at fair value through other comprehensive income (FVTOCI)

##### **2.15.2.1 Debt instruments at amortised cost**

A 'debt instrument' is measured at the amortised cost if both the following conditions are met:

- a) The asset is held within a business model whose objective is to hold assets for collecting contractual cash flows, and

- b) Contractual terms of the asset give rise on specified dates to cash flows that are solely payments of principal and interest (SPPI) on the principal amount outstanding.

After initial measurement, such financial assets are subsequently measured at amortised cost using the effective interest rate (EIR) method. Amortised cost is calculated by taking into account any discount or premium on acquisition and fees or costs that are an integral part of the EIR. The EIR amortisation is included in finance income in the profit or loss. The losses arising from impairment are recognised in the profit or loss.

#### 2.15.2.2 Debt instrument at FVTOCI

A 'debt instrument' is classified as at the FVTOCI if both of the following criteria are met:

- a) The objective of the business model is achieved both by collecting contractual cash flows and selling the financial assets, and
- b) The asset's contractual cash flows represent SPPI.

Debt instruments included within the FVTOCI category are measured initially as well as at each reporting date at fair value. Fair value movements are recognized in the other comprehensive income (OCI). However, the company recognizes interest income, impairment losses & reversals and foreign exchange gain or loss in the P&L. On derecognition of the asset, cumulative gain or loss previously recognised in OCI is reclassified from the equity to P&L. Interest earned whilst holding FVTOCI debt instrument is reported as interest income using the EIR method.

#### 2.15.2.3 Debt instrument at FVTPL

FVTPL is a residual category for debt instruments. Any debt instrument, which does not meet the criteria for categorization as at amortized cost or as FVTOCI, is classified as at FVTPL.

In addition, the company may elect to designate a debt instrument, which otherwise meets amortized cost or FVTOCI criteria, as at FVTPL. However, such election is allowed only if doing so reduces or eliminates a measurement or recognition inconsistency (referred to as 'accounting mismatch'). The company has not designated any debt instrument as at FVTPL.

Debt instruments included within the FVTPL category are measured at fair value with all changes recognized in the P&L.

#### 2.15.2.4 Equity investments in subsidiaries, associates and Joint Ventures

In accordance of Ind AS 101 (First time adoption of Ind AS), the carrying amount of these investments as per previous GAAP as on the date of transition is considered to be the deemed cost. Subsequently Investment in subsidiaries, associates and joint ventures are measured at cost.

In case of consolidated financial statement, Equity investments in associates and joint ventures are accounted as per equity method as prescribed in para 10 of Ind AS 28.

#### 2.15.2.5 Other Equity Investment

All other equity investments in scope of Ind AS 109 are measured at fair value through profit or loss.

For all other equity instruments, the company may make an irrevocable election to present in other comprehensive income subsequent changes in the fair value. The company makes such election on an instrument—by—instrument basis. The classification is made on initial recognition and is irrevocable.



If the company decides to classify an equity instrument as at FVTOCI, then all fair value changes on the instrument, excluding dividends, are recognized in the OCI. There is no recycling of the amounts from OCI to P&L, even on sale of investment. However, the company may transfer the cumulative gain or loss within equity.

Equity instruments included within the FVTPL category are measured at fair value with all changes recognized in the P&L.

#### 2.15.2.6 Derecognition

A financial asset (or, where applicable, a part of a financial asset or part of a group of similar financial assets) is primarily derecognised (i.e. removed from the Company's consolidated balance sheet) when:

- The rights to receive cash flows from the asset have expired, or
- The company has transferred its rights to receive cash flows from the asset or has assumed an obligation to pay the received cash flows in full without material delay to a third party under a 'pass-through' arrangement; and either (a) the company has transferred substantially all the risks and rewards of the asset, or (b) the company has neither transferred nor retained substantially all the risks and rewards of the asset, but has transferred control of the asset.

When the company has transferred its rights to receive cash flows from an asset or has entered into a pass-through arrangement, it evaluates if and to what extent it has retained the risks and rewards of ownership. When it has neither transferred nor retained substantially all of the risks and rewards of the asset, nor transferred control of the asset, the company continues to recognise the transferred asset to the extent of the company's continuing involvement. In that case, the company also recognises an associated liability. The transferred asset and the associated liability are measured on a basis that reflects the rights and obligations that the company has retained. Continuing involvement that takes the form of a guarantee over the transferred asset is measured at the lower of the original carrying amount of the asset and the maximum amount of consideration that the company could be required to repay.

#### 2.15.2.7 Impairment of financial assets

In accordance with Ind AS 109, the company applies expected credit loss (ECL) model for measurement and recognition of impairment loss on the following financial assets and credit risk exposure:

- a) Financial assets that are debt instruments, and are measured at amortised cost e.g., loans, debt securities, deposits, trade receivables and bank balance,
- b) Financial assets that are debt instruments and are measured as at FVTOCI,
- c) Lease receivables under Ind AS 17,
- d) Trade receivables or any contractual right to receive cash or another financial asset that result from transactions that are within the scope of Ind AS 11 and Ind AS 18.

The company follows 'simplified approach' for recognition of impairment loss allowance on:

- Trade receivables or contract revenue receivables; and

- All lease receivables resulting from transactions within the scope of Ind AS 17

The application of simplified approach does not require the company to track changes in credit risk. Rather, it recognises impairment loss allowance based on lifetime ECLs at each reporting date, right from its initial recognition.

### **2.15.3 Financial liabilities**

#### *2.15.3.1 Initial recognition and measurement*

The Company's financial liabilities include trade and other payables, loans and borrowings including bank overdrafts.

All financial liabilities are recognised initially at fair value and, in the case of loans and borrowings and payables, net of directly attributable transaction costs.

#### *2.15.3.2 Subsequent measurement*

The measurement of financial liabilities depends on their classification, as described below:

#### *2.15.3.3 Financial liabilities at fair value through profit or loss*

Financial liabilities at fair value through profit or loss include financial liabilities held for trading and financial liabilities designated upon initial recognition as at fair value through profit or loss. Financial liabilities are classified as held for trading if they are incurred for the purpose of repurchasing in the near term. This category also includes derivative financial instruments entered into by the company that are not designated as hedging instruments in hedge relationships as defined by Ind AS 109. Separated embedded derivatives are also classified as held for trading unless they are designated as effective hedging instruments.

Gains or losses on liabilities held for trading are recognised in the profit or loss.

Financial liabilities designated upon initial recognition at fair value through profit or loss are designated as such at the initial date of recognition, and only if the criteria in Ind AS 109 are satisfied. For liabilities designated as FVTPL, fair value gains/ losses attributable to changes in own credit risk are recognized in OCI. These gains/ loss are not subsequently transferred to P&L. However, the company may transfer the cumulative gain or loss within equity. All other changes in fair value of such liability are recognised in the statement of profit or loss. The company has not designated any financial liability as at fair value through profit and loss.

#### *2.15.3.4 Financial liabilities at amortised cost*

After initial recognition, these are subsequently measured at amortised cost using the effective interest rate method. Gains and losses are recognised in profit or loss when the liabilities are derecognised as well as through the effective interest rate amortisation process. Amortised cost is calculated by taking into account any discount or premium on acquisition and fees or costs that are an integral part of the effective interest rate. The effective interest rate amortisation is included as finance costs in the statement of profit and loss. This category generally applies to borrowings.

#### *2.15.3.5 Derecognition*

A financial liability is derecognised when the obligation under the liability is discharged or

cancelled or expires. When an existing financial liability is replaced by another from the same lender on substantially different terms, or the terms of an existing liability are substantially modified, such an exchange or modification is treated as the derecognition of the original liability and the recognition of a new liability. The difference between the carrying amount of a financial liability (or part of a financial liability) extinguished or transferred to another party and the consideration paid, including any non—cash assets transferred or liabilities assumed, shall be recognised in profit or loss.

#### 2.15.4 Reclassification of financial assets

The company determines classification of financial assets and liabilities on initial recognition. After initial recognition, no reclassification is made for financial assets which are equity instruments and financial liabilities. For financial assets which are debt instruments, a reclassification is made only if there is a change in the business model for managing those assets. Changes to the business model are expected to be infrequent. The company's senior management determines change in the business model as a result of external or internal changes which are significant to the company's operations. Such changes are evident to external parties. A change in the business model occurs when the company either begins or ceases to perform an activity that is significant to its operations. If the company reclassifies financial assets, it applies the reclassification prospectively from the reclassification date which is the first day of the immediately next reporting period following the change in business model. The Company does not restate any previously recognised gains, losses (including impairment gains or losses) or interest.

The following table shows various reclassifications and how they are accounted for

Original classification	Revised classification	Accounting treatment
Amortised cost	FVTPL	Fair value is measured at reclassification date. Difference between previous amortized cost and fair value is recognised in P&L.
FVTPL	Amortised Cost	Fair value at reclassification date becomes its new gross carrying amount. EIR is calculated based on the new gross carrying amount.
Amortised cost	FVTOCI	Fair value is measured at reclassification date. Difference between previous amortised cost and fair value is recognised in OCI. No change in EIR due to reclassification.
FVTOCI	Amortised cost	Fair value at reclassification date becomes its new amortised cost carrying amount. However, cumulative gain or loss in OCI is adjusted against fair value. Consequently, the asset is measured as if it had always been measured at amortised cost.
FVTPL	FVTOCI	Fair value at reclassification date becomes its new carrying amount. No other adjustment is required.

FVTOCI	FVTPL	Assets continue to be measured at fair value. Cumulative gain or loss previously recognized in OCI is reclassified to P&L at the reclassification date.
--------	-------	---

### 2.15.5 Offsetting of financial instruments

Financial assets and financial liabilities are offset and the net amount is reported in the consolidated balance sheet if there is a currently enforceable legal right to offset the recognised amounts and there is an intention to settle on a net basis, to realise the assets and settle the liabilities simultaneously.

### 2.16 Borrowing Costs

Borrowing costs are expensed as incurred except where they are directly attributable to the acquisition, construction or production of qualifying assets i.e. the assets that necessarily takes substantial period of time to get ready for intended use, in which case they are capitalised as part of the cost of those asset up to the date when the qualifying asset is ready for its intended use.

### 2.17 Taxation

Income tax expense represents the sum of the tax currently payable and deferred tax.

Current tax is the amount of income taxes payable (recoverable) in respect of the taxable profit (tax loss) for a period. Taxable profit differs from “profit before income tax” as reported in the statement of profit or loss and other comprehensive income because it excludes items of income or expense that are taxable or deductible in other years and it further excludes items that are never taxable or deductible. The company’s liability for current tax is calculated using tax rates that have been enacted or substantively enacted by the end of the reporting period.

Deferred tax liabilities are generally recognised for all taxable temporary differences. Deferred tax assets are generally recognised for all deductible temporary difference to the extent that it is probable that taxable profits will be available against which those deductible temporary differences can be utilised. Such assets and liabilities are not recognised if the temporary difference arises from goodwill or from the initial recognition (other than in a business combination) of other assets and liabilities in a transaction that affects neither the taxable profit nor the accounting profit.

Deferred tax liabilities are recognised for taxable temporary differences associated with investments in subsidiaries and associates, except where the company is able to control the reversal of the temporary difference and it is probable that the temporary difference will not reverse in the foreseeable future. Deferred tax assets arising from deductible temporary differences associated with such investments and interests are only recognised to the extent that it is probable that there will be sufficient taxable profits against which to utilise the benefits of the temporary differences.

The carrying amount of deferred tax assets is reviewed at the end of each reporting period and reduced to the extent that it is no longer probable that sufficient taxable profits will be available to allow all or part of the asset to be recovered. Unrecognised deferred tax assets are reassessed at the end of each reporting year and are recognised to the extent that it has become probable that sufficient taxable profit will be available to allow all or part of the deferred tax asset to be recovered.

Deferred tax assets and liabilities are measured at the tax rates that are expected to apply in the period in which the liability is settled or the asset is realised, based on tax rate (and tax laws) that

have been enacted or substantively enacted by the end of the reporting period.

The measurement of deferred tax liabilities and assets reflects the tax consequences that would follow from the manner in which the company expects, at the end of the reporting period, to recover or settle the carrying amount of its assets and liabilities.

Current and deferred tax are recognised in profit or loss, except when they relate to items that are recognised in other comprehensive income or directly in equity, in which case, the current and deferred tax are also recognised in other comprehensive income or directly in equity respectively. Where current tax or deferred tax arises from the initial accounting for a business combination, the tax effect is included in the accounting for the business combination.

## **2.18 Employee Benefits**

### **2.18.1 Short—term Benefits**

All short term employee benefits are recognized in the period in which they are incurred.

### **2.18.2 Post—employment benefits and other long term employee benefits**

#### *2.18.2.1 Defined contributions plans*

A defined contribution plan is a post—employment benefit plan for Provident fund and Pension under which the company pays fixed contribution into fund maintained by a separate statutory body (Coal Mines Provident Fund) constituted under an enactment of law and the company will have no legal or constructive obligation to pay further amounts. Obligations for contributions to defined contribution plans are recognised as an employee benefit expense in the statement of profit and loss in the periods during which services are rendered by employees.

#### *2.18.2.2 Defined benefits plans*

A defined benefit plan is a post—employment benefit plan other than a defined contribution plan. Gratuity, leave encashment are defined benefit plans (with ceilings on benefits). The company's net obligation in respect of defined benefit plans is calculated by estimating the amount of future benefit that employees have earned in return of their service in the current and prior periods. The benefit is discounted to determine its present value and reduced by the fair value of plan assets, if any. The discount rate is based on the prevailing market yields of Indian Government securities as at the reporting date that have maturity dates approximating the terms of the company's obligations and that are denominated in the same currency in which the benefits are expected to be paid.

The application of actuarial valuation involves making assumptions about discount rate, expected rates of return on assets, future salary increases, mortality rates etc. Due to the long term nature of these plans, such estimates are subject to uncertainties. The calculation is performed at each balance sheet by an actuary using the projected unit credit method. When the calculation results in to the benefit to the company, the recognised asset is limited to the present value of the economic benefits available in the form of any future refunds from the plan or reduction in future contributions to the plan. An economic benefit is available to the company if it is realisable during the life of the plan, or on settlement of plan liabilities.

Re—measurement of the net defined benefit liability, which comprise actuarial gain and losses considering the return on plan assets (excluding interest) and the effects of the assets ceiling (if any, excluding interest) are recognised immediately in the other comprehensive income. The Company determines the net interest expense (income) on the net defined benefit liability (asset) for the period by applying the discount rate used to measure the defined benefit obligation at the beginning of the annual period to the then net defined benefit liability (asset), taking into account any changes in the net defined benefit liability (asset) during the period as a result of contributions and benefit payments. Net interest expense and other expenses related to defined benefit plans are recognised in profit and loss.

When the benefits of the plan are improved, the portion of the increased benefit relating to past service by employees is recognised as expense immediately in the statement of profit and loss.

### **2.18.3 Other Employee benefits**

Certain other employee benefits namely benefit on account of LTA, LTC, Life Cover scheme, Group personal Accident insurance scheme, settlement allowance, post—retirement medical benefit scheme and compensation to dependents of deceased in mine accidents etc., are also recognised on the same basis as described above for defined benefits plan. These benefits do not have specific funding.

### **2.19 Foreign Currency**

The Company's reported currency and the functional currency for majority of its operations is in Indian Rupees (INR) being the principal currency of the economic environment in which it operates.

Transactions in foreign currencies are converted into the reported currency of the company using the exchange rate prevailing at the transaction date. Monetary assets and liabilities denominated in foreign currencies outstanding at the end of the reporting period are translated at the exchange rates prevailing as at the end of reporting period. Exchange differences arising on the settlement of monetary assets and liabilities or on translating monetary assets and liabilities at rates different from those at which they were translated on initial recognition during the period or in previous financial statements are recognised in statement of profit and loss in the period in which they arise.

Non—monetary items denominated in foreign currency are valued at the exchange rates prevailing on the date of transactions.

### **2.20 Stripping Activity Expense/Adjustment**

In case of opencast mining, the mine waste materials (“overburden”) which consists of soil and rock on the top of coal seam is required to be removed to get access to the coal and its extraction. This waste removal activity is known as ‘Stripping’. In opencast mines, the company has to incur such expenses over the life of the mine (as technically estimated by CMPDIL and recorded in the project report).

Therefore, as a policy, in the mines with rated capacity of one million tonnes per annum and above, cost of Stripping is charged on technically evaluated average stripping ratio (COAL:OB) at each mine with due adjustment for stripping activity asset and ratio—variance account after the mines are brought to revenue. Net of balances of stripping activity asset and ratio variance at the Balance Sheet date is shown as Stripping Activity Adjustment under the head Non — Current Assets/ Non—Current Provisions as the case may be.

The reported quantity of overburden as per record is considered in calculating the ratio for OBR accounting where the variance between reported quantity and measured quantity is within the lower of the two alternative permissible limits, as detailed hereunder:—

Annual Quantum of OBR of the Mine	Permissible limits of variance	
	I	II
	%	Quantum (in Mill. Cu. Mtr.)
Less than 1 Mill. CUM	+/- 5%	0.03
Between 1 and 5 Mill. CUM	+/- 3%	0.20
More than 5 Mill. CUM	+/- 2%	

However, where the variance is beyond the permissible limits as above, the measured quantity is considered.

In case of mines with rated capacity of less than one million tonne, the above policy is not applied and actual cost of stripping activity incurred during the year is recognised in Statement of Profit and Loss.

## 2.21 Inventories

### 2.21.1 Stock of Coal

Inventories of coal/coke are stated at lower of cost and net realisable value. Cost of inventories are calculated using the First in First out method. Net realisable value represents the estimated selling price for inventories less all estimated costs of completion and costs necessary to make the sale.

Book stock of coal is considered in the accounts where the variance between book stock and measured stock is upto +/- 5% and in cases where the variance is beyond +/- 5% the measured stock is considered. Such stock are valued at net realisable value or cost whichever is lower. Coke is considered as a part of stock of coal.

Coal & coke—fines are valued at lower of cost or net realisable value and considered as a part of stock of coal.

Slurry (coking/semi—coking), middling of washeries and by products are valued at net realisable value and considered as a part of stock of coal.

### 2.21.2 Stores & Spares

The Stock of stores & spare parts (which also includes loose tools) at central & area stores are considered as per balances appearing in priced stores ledger and are valued at cost calculated on the basis of weighted average method. The inventory of stores & spare parts lying at collieries / sub—stores / drilling camps/ consuming centres are considered at the yearend only as per physically verified stores and are valued at cost.

Provisions are made at the rate of 100% for unserviceable, damaged and obsolete stores and spares and at the rate of 50% for stores & spares not moved for 5 years.

### 2.21.3 Other Inventories

Workshop jobs including work—in—progress are valued at cost. Stock of press jobs (including

work—in—progress) and stationary at printing press and medicines at central hospital are valued at cost.

However, Stock of stationery (other than lying at printing press), bricks, sand, medicine (except at Central Hospitals), aircraft spares and scraps are not considered in inventory considering their value not being significant.

## **2.22 Provisions, Contingent Liabilities & Contingent Assets**

Provisions are recognized when the company has a present obligation (legal or constructive) as a result of a past event, and it is probable that an outflow of economic benefits will be required to settle the obligation and a reliable estimate of the amount of the obligation can be made. Where the time value of money is material, provisions are stated at the present value of the expenditure expected to settle the obligation.

All provisions are reviewed at each balance sheet date and adjusted to reflect the current best estimate.

Where it is not probable that an outflow of economic benefits will be required, or the amount cannot be estimated reliably, the obligation is disclosed as a contingent liability, unless the probability of outflow of economic benefits is remote. Possible obligations, whose existence will only be confirmed by the occurrence or non—occurrence of one or more future uncertain events not wholly within the control of the company, are also disclosed as contingent liabilities unless the probability of outflow of economic benefits is remote.

Contingent Assets are not recognised in the financial statements. However, when the realisation of income is virtually certain, then the related asset is not a contingent asset and its recognition is appropriate.

## **2.23 Earnings per share**

Basic earnings per share are computed by dividing the net profit after tax by the weighted average number of equity shares outstanding during the period. Diluted earnings per shares is computed by dividing the profit after tax by the weighted average number of equity shares considered for deriving basic earnings per shares and also the weighted average number of equity shares that could have been issued upon conversion of all dilutive potential equity shares.

## **2.24 Judgements, Estimates and Assumptions**

The preparation of the financial statements in conformity with Ind AS requires management to make estimates, judgements and assumptions that affect the application of accounting policies and the reported amounts of assets and liabilities, the disclosures of contingent assets and liabilities at the date of financial statements and the amount of revenue and expenses during the reported period. Application of accounting policies involving complex and subjective judgements and the use of assumptions in these financial statements have been disclosed. Accounting estimates could change from period to period. Actual results could differ from those estimates. Estimates and underlying assumptions are reviewed on an ongoing basis. Revisions to accounting estimate are recognised in the period in which the estimates are revised and, if material, their effects are disclosed in the notes to the financial statements.

### **2.24.1 Judgements**

In the process of applying the company's accounting policies, management has made the following judgements, which have the most significant effect on the amounts recognised in the consolidated financial statements:



### 2.24.1.1 Formulation of Accounting Policies

Accounting policies are formulated in a manner that result in financial statements containing relevant and reliable information about the transactions, other events and conditions to which they apply. Those policies need not be applied when the effect of applying them is immaterial.

In the absence of an Ind AS that specifically applies to a transaction, other event or condition, management has used its judgement in developing and applying an accounting policy that results in information that is:

- (a) relevant to the economic decision—making needs of users and
- (b) reliable in that financial statements:
  - (i) represent faithfully the financial position, financial performance and cash flows of the entity; (ii) reflect the economic substance of transactions, other events and conditions, and not merely the legal form; (iii) are neutral, i.e. free from bias; (iv) are prudent; and (v) are complete in all material respects on a consistent basis.

In making the judgement management refers to, and considers the applicability of, the following sources in descending order:

- (a) the requirements in Ind ASs dealing with similar and related issues; and
- (b) the definitions, recognition criteria and measurement concepts for assets, liabilities, income and expenses in the Framework.

In making the judgement, management considers the most recent pronouncements of International Accounting Standards Board and in absence thereof those of the other standard—setting bodies that use a similar conceptual framework to develop accounting standards, other accounting literature and accepted industry practices, to the extent that these do not conflict with the sources in above paragraph.

The company operates in the mining sector (a sector where the exploration, evaluation, development and production phases are based on the varied topographical and geo mining terrain spread over the lease period running over decades and prone to constant changes), the accounting policies whereof have evolved based on specific industry practices supported by research committees and approved by the various regulators owing to its consistent application over the last several decades. In the absence of specific accounting literature, guidance and standards in certain specific areas which are in the process of evolution. The company continues to strive to develop accounting policies in line with the development of accounting literature and any development therein shall be accounted for prospectively as per the procedure laid down above more particularly in Ind AS 8.

The financial statements are prepared on going concern basis using accrual basis of accounting.

### 2.24.1.2 Materiality

Ind AS applies to items which are material. Management uses judgment in deciding whether individual items or groups of item are material in the financial statements. Materiality is judged by reference to the size and nature of the item. The deciding factor is whether omission or misstatement could individually or collectively influence the economic decisions that users make on the basis of the financial statements. Management also uses judgement of materiality for determining the compliance

requirement of the Ind AS. In particular circumstances either the nature or the amount of an item or aggregate of items could be the determining factor. Further an entity may also be required to present separately immaterial items when required by law.

#### *2.24.1.3 Operating lease*

The company has entered into lease agreements. The company has determined, based on an evaluation of the terms and conditions of the arrangements, such as the lease term not constituting a major part of the economic life of the commercial property and the fair value of the asset, that it retains all the significant risks and rewards of ownership of these properties and accounts for the contracts as operating leases.

#### *2.24.2 Estimates and assumptions*

The key assumptions concerning the future and other key sources of estimation uncertainty at the reporting date, that have a significant risk of causing a material adjustment to the carrying amounts of assets and liabilities within the next financial year, are described below. The company based its assumptions and estimates on parameters available when the consolidated financial statements were prepared. Existing circumstances and assumptions about future developments, however, may change due to market changes or circumstances arising that are beyond the control of the company. Such changes are reflected in the assumptions when they occur.

##### *2.24.2.1 Impairment of non—financial assets*

There is an indication of impairment if, the carrying value of an asset or cash generating unit exceeds its recoverable amount, which is the higher of its fair value less costs of disposal and its value in use. Company considers individual mines as separate cash generating units for the purpose of test of impairment. The value in use calculation is based on a DCF model. The cash flows are derived from the budget for the next five years and do not include restructuring activities that the company is not yet committed to or significant future investments that will enhance the asset's performance of the CGU being tested. The recoverable amount is sensitive to the discount rate used for the DCF model as well as the expected future cash—inflows and the growth rate used for extrapolation purposes. These estimates are most relevant to other mining infrastructures. The key assumptions used to determine the recoverable amount for the different CGUs, are disclosed and further explained in respective notes.

##### *2.24.2.2 Taxes*

Deferred tax assets are recognised for unused tax losses to the extent that it is probable that taxable profit will be available against which the losses can be utilised. Significant management judgement is required to determine the amount of deferred tax assets that can be recognised, based upon the likely timing and the level of future taxable profits together with future tax planning strategies. Further details on taxes are disclosed in Note 38.

##### *2.24.2.3 Defined benefit plans*

The cost of the defined benefit gratuity plan and other post—employment medical benefits and the present value of the gratuity obligation are determined using actuarial valuations. An actuarial valuation involves making various assumptions that may differ from actual developments in the future.

These include the determination of the discount rate, future salary increases and mortality rates.

Due to the complexities involved in the valuation and its long—term nature, a defined benefit obligation is highly sensitive to changes in these assumptions. All assumptions are reviewed at each reporting date. The parameter most subject to change is the discount rate. In determining the appropriate discount rate for plans operated in India, the management considers the interest rates of government bonds in currencies consistent with the currencies of the post—employment benefit obligation.

The mortality rate is based on publicly available mortality tables of the country. Those mortality tables tend to change only at interval in response to demographic changes. Future salary increases and gratuity increases are based on expected future inflation rate.

#### 2.24.2.4 Fair value measurement of financial instruments

When the fair values of financial assets and financial liabilities recorded in the balance sheet cannot be measured based on quoted prices in active markets, their fair value is measured using valuation techniques including the DCF model. The inputs to these models are taken from observable markets where possible, but where this is not feasible, a degree of judgement is required in establishing fair values. Judgements include considerations of inputs such as liquidity risk, credit risk and volatility. Changes in assumptions about these factors could affect the reported fair value of financial instruments.

#### 2.24.2.5 Intangible asset under development

The company capitalises intangible asset under development for a project in accordance with the accounting policy. Initial capitalisation of costs is based on management's judgement that technological and economic feasibility is confirmed, usually when a project report is formulated by Central Mine Planning and Design Institute Limited.

#### 2.24.2.6 Provision for Mine Closure, Site Restoration and Decommissioning Obligation

In determining the fair value of the provision for Mine Closure, Site Restoration and Decommissioning Obligation, assumptions and estimates are made in relation to discount rates, the expected cost of site restoration and dismantling and the expected timing of those costs. The Company estimates provision using the DCF method considering life of the project/mine based on following assumptions:

- Estimated cost per hectare as specified in guidelines issued by ministry of Coal, Government of India
- The discount rate (pre tax rate) that reflect current market assessments of the time value of money and the risks specific to the liability.

#### 2.25 Abbreviation used:

a.	CGU	Cash generating unit
b.	DCF	Discounted Cash Flow
c.	FVTOCI	Fair value through Other Comprehensive Income
d.	FVTPL	Fair value through Profit & Loss

e.	GAAP	Generally accepted accounting principal
f.	Ind AS	Indian Accounting Standards
g.	OCI	Other Comprehensive Income
h.	P&L	Profit and Loss
i.	PPE	Property, Plant and Equipment
j.	SPPI	Solely Payment of Principal and Interest

### NOTES TO THE CONSOLIDATED FINANCIAL STATEMENTS AS AT 31ST MARCH, 2017

#### NOTE – 3 : PROPERTY , PLANT AND EQUIPMENTS

	Freehold Land	Other Land	Land Reclamation/ Site Restoration Costs	Building (including water supply, roads and culverts)	Plant and Equipments	Tele-communication	Railway Sidings	Furniture and Fixtures	Office Equipments	Vehicles	Aircraft	Other Mining Infrastructures	Surveyed off Assets	Others	Total
<b>Carrying Amount:</b>															
As at 1st April, 2015	16.87	258.13	479.75	167.09	1,095.56	1.66	14.86	5.59	13.20	6.43	—	106.87	71.73	—	2,237.74
Additions	0.62	301.40	—	13.20	300.67	0.13	—	2.15	13.83	2.95	—	72.35	7.09	—	714.39
Deletions/Adjustments	—	—	—	—	(9.11)	—	—	—	—	(0.02)	—	—	(2.68)	—	(11.81)
<b>As at 31st March, 2016</b>	<b>17.49</b>	<b>559.53</b>	<b>479.75</b>	<b>180.29</b>	<b>1,387.12</b>	<b>1.79</b>	<b>14.86</b>	<b>7.74</b>	<b>27.03</b>	<b>9.36</b>	<b>—</b>	<b>179.22</b>	<b>76.14</b>	<b>—</b>	<b>2,940.32</b>
As at 1st April, 2016	17.49	559.53	479.75	180.29	1,387.12	1.79	14.86	7.74	27.03	9.36	—	179.22	76.14	—	2,940.32
Additions	—	116.26	—	8.86	87.17	—	19.94	2.04	5.38	2.89	—	19.04	8.02	—	269.60
Deletions/Adjustments	—	(5.30)	—	—	(12.78)	—	(0.07)	(0.11)	0.04	(0.01)	—	—	(1.59)	—	(19.82)
<b>As at 31st March, 2017</b>	<b>17.49</b>	<b>670.49</b>	<b>479.75</b>	<b>189.15</b>	<b>1,461.51</b>	<b>1.79</b>	<b>34.73</b>	<b>9.67</b>	<b>32.45</b>	<b>12.24</b>	<b>—</b>	<b>198.26</b>	<b>82.57</b>	<b>—</b>	<b>3,190.10</b>
<b>Depreciation and Impairment</b>															
Charge for the year	—	25.10	50.43	8.59	244.21	0.14	2.88	1.94	4.67	1.20	—	18.89	—	—	358.05
Impairment	—	—	—	—	—	—	—	—	—	—	—	2.96	37.97	—	40.93
Deletions/Adjustments	—	—	—	—	(2.05)	—	0.26	—	—	—	—	1.15	—	—	(0.64)

(₹ in Crores)

## NOTES TO THE CONSOLIDATED FINANCIAL STATEMENTS AS AT 31ST MARCH, 2017

## NOTE – 3 : PROPERTY , PLANT AND EQUIPMENTS (Contd.)

(₹ in Crores)

As at 31st March, 2016	—	25.10	50.43	8.59	242.16	0.14	3.14	1.94	4.67	1.20	—	23.00	37.97	—	398.34
As at 1st April, 2016	—	25.10	50.43	8.59	242.16	0.14	3.14	1.94	4.67	1.20	—	23.00	37.97	—	398.34
Charge for the year	—	44.53	45.19	8.79	228.92	0.09	3.72	2.01	7.95	1.29	—	17.96	—	—	360.45
Impairment	—	—	—	—	—	—	—	—	—	—	—	2.03	8.42	—	10.45
Deletions/Adjustments	—	—	—	—	(4.84)	0.14	—	0.29	(0.46)	—	—	(0.67)	—	—	(5.54)
<b>As at 31st March, 2017</b>	<b>—</b>	<b>69.63</b>	<b>95.62</b>	<b>17.38</b>	<b>466.24</b>	<b>0.37</b>	<b>6.86</b>	<b>4.24</b>	<b>12.16</b>	<b>2.49</b>	<b>—</b>	<b>42.32</b>	<b>46.39</b>	<b>—</b>	<b>763.70</b>
<b>Net Carrying Amount</b>															
As at 31st March, 2017	17.49	600.86	384.13	171.77	995.27	1.42	27.87	5.43	20.29	9.75	—	155.94	36.18	—	2,426.40
As at 31st March, 2016	17.49	534.43	429.32	171.70	1,144.96	1.65	11.72	5.80	22.36	8.16	—	156.22	38.17	—	2,541.98
As at 1st April, 2015	16.87	258.13	479.75	167.09	1,095.56	1.66	14.86	5.59	13.20	6.43	—	106.87	71.73	—	2,237.74
Reconciliation of Carrying value as per Ind AS and Previous GAAP as on 01.04.2015															
	Freehold Land	Other Land	Land Reclamation/ Site Restoration Costs	Building (including water supply, roads and culverts)	Plant and Equipments	Tele-communication	Railway Sidings	Furniture and Fixtures	Office Equipments	Vehicles	Aircraft	Other Mining Infrastructures	Surveyed off Assets	Others	Total
Gross Carrying Amount:															
As at 1st April, 2015	16.87	630.42	656.05	437.66	3,335.00	16.90	88.08	20.77	50.16	32.79	—	759.19	71.73	—	6,115.62
<b>Accumulated Depreciation and Impairment</b>															
As at 1st April, 2015	—	372.29	176.30	270.57	2,239.44	15.24	73.22	15.18	36.96	26.36	—	652.32	—	—	3,877.88
<b>Net carrying Amount</b>	<b>16.87</b>	<b>258.13</b>	<b>479.75</b>	<b>167.09</b>	<b>1,095.56</b>	<b>1.66</b>	<b>14.86</b>	<b>5.59</b>	<b>13.20</b>	<b>6.43</b>	<b>—</b>	<b>106.87</b>	<b>71.73</b>	<b>—</b>	<b>2,237.74</b>

**1— Other Land**

It includes Land acquired under Coal Bearing Areas (Acquisition and Development) Act, 1957 and Land Acquisition Act, 1984 and others.

2—Depreciation has been provided as per Significant Accounting Policy para no. 2.8 and as provided in Schedule—II of the Companies Act, 2013 as per the technical review of the estimated useful life of the assets has been done on 30th March, 2017 by the empowered committee set up wide office order no—CCL/D(F) Sectt./2017/267, Dated—30.03.2017. There is no significant component having differ-

## NOTES TO THE CONSOLIDATED FINANCIAL STATEMENTS AS AT 31ST MARCH, 2017

## NOTE – 4 : CAPITAL WIP

(₹ in Crores)

	Building (including water supply, roads and culverts)	Plant and Equipments	Railway Sidings	Development	Others	Total
<b>Carrying Amount:</b>						
As at 1st April, 2015	52.01	119.73	91.00	151.28	—	414.02
Additions	9.16	27.65	0.43	36.97	—	74.21
Capitalisation/ Deletions	(9.06)	(107.47)	—	(55.70)	—	(172.23)
<b>As at 31st March, 2016</b>	<b>52.11</b>	<b>39.91</b>	<b>91.43</b>	<b>132.55</b>	<b>—</b>	<b>316.00</b>
<b>As at 1st April, 2016</b>						
As at 1st April, 2016	52.11	39.91	91.43	132.55	—	316.00
Additions	59.01	45.77	931.99	17.24	—	1,054.01
Capitalisation/ Deletions	(7.52)	(21.60)	—	(1.85)	—	(30.97)
<b>As at 31st March, 2017</b>	<b>103.60</b>	<b>64.08</b>	<b>1,023.42</b>	<b>147.94</b>	<b>—</b>	<b>1,339.04</b>
<b>Provision and Impairment:</b>						
Charge for the year	0.55	2.57	3.85	6.76	—	13.73
Impairment	—	—	—	—	—	—
Deletions/Adjustments	—	0.01	(0.26)	(0.88)	—	(1.13)
<b>As at 31st March, 2016</b>	<b>0.55</b>	<b>2.58</b>	<b>3.59</b>	<b>5.88</b>	<b>—</b>	<b>12.60</b>
<b>As at 1st April, 2016</b>						
As at 1st April, 2016	0.55	2.58	3.59	5.88	—	12.60
Charge for the year	1.05	0.53	4.11	3.94	—	9.63
Impairment	—	—	—	—	—	—
Deletions/Adjustments	—	—	—	—	—	—
<b>As at 31st March, 2017</b>	<b>1.60</b>	<b>3.11</b>	<b>7.70</b>	<b>9.82</b>	<b>—</b>	<b>22.23</b>
<b>Net Carrying Amount:</b>						
<b>As at 31st March, 2017</b>	<b>102.00</b>	<b>60.97</b>	<b>1,015.72</b>	<b>138.12</b>	<b>—</b>	<b>1,316.81</b>
<b>As at 31st March, 2016</b>	<b>51.56</b>	<b>37.33</b>	<b>87.84</b>	<b>126.67</b>	<b>—</b>	<b>303.40</b>
<b>As at 1st April, 2015</b>	<b>52.01</b>	<b>119.73</b>	<b>91.00</b>	<b>151.28</b>	<b>—</b>	<b>414.02</b>

## NOTES TO THE CONSOLIDATED FINANCIAL STATEMENTS AS AT 31ST MARCH, 2017

## NOTE – 4 : CAPITAL WIP (Contd.)

(₹ in Crores)

## Reconciliation of Carrying value as per Ind AS and Previous GAAP as on 01.04.2015

	Building (including water supply, roads and culverts)	Plant and Equipments	Railway Sidings	Development	Others	Total
<b>Gross Carrying Amount:</b>						
As at 1st April, 2015	62.53	132.02	136.74	188.12	—	519.41
<b>Provision and Impairment:</b>						
As at 1st April, 2015	10.52	12.29	45.74	36.84	—	105.39
<b>Net Carrying Amount</b>	<b>52.01</b>	<b>119.73</b>	<b>91.00</b>	<b>151.28</b>	<b>—</b>	<b>414.02</b>

- (i) For machinery/assets, which could not be put to use for more than three years from the date of purchase/acquisition, net provision equivalent to depreciation w.e.f. the fourth year from the date of purchase/acquisition has been made during the year amounting to ₹ 9.63 Crores. (previous year ₹ 12.60 Crores.) shown under note 33 of the financial statements. Total provision as on 31.03.2017 is ₹ 127.62 Crores. (previous year ₹ 117.99 Crores.), and provision for loss of assets made in earlier years has been retained.
- (ii) CIL in its 310th Board Meeting held on 08.11.2014 has approved the revised cost estimate of ₹ 3571.69 Crores (₹ 1588.65 Crores. for Tori—Shivpur Section and ₹1983.04 Crores. for Shivpur—Kathotia Section) for construction of Tori—Shivpur—Kathotia New BG Rail line project for facilitating avacuation of coal and funding the amount by CCL. Subsequently it has been decided that construction of Shivpur— Kathotia will be undertaken by JCRL, a Subsidiary company in which CCL has substantial control. CCL has deposited ₹1764.46 Crores. against which grant of ₹ 179.54 Crores. from CCDAC has been received upto the period ended 31.03.2017. Against the deposited amount of ₹ 1764.46 Crs. expenditure incurred by East Central Railway of ₹ 738.38 Crores. and ₹ 0.23 Crores on account of Tori Shivpur railway line and ashoka siding respectively. Expenditure incurred upto 31.03.2017 on Tori Shivpur Rail Line amounting to ₹ 738.38 Crores, has been recognised as Enabling Assets and shown under WIP under the head Railway Siding. Balance amount of ₹ 850.27 Crores has been shown as Capital Advance in Note— 10.

## NOTES TO THE CONSOLIDATED FINANCIAL STATEMENTS AS AT 31ST MARCH, 2017

## NOTE – 5 : EXPLORATION AND EVALUATION ASSETS

(₹ in Crores)

	Exploration and Evaluation Costs
<b>Carrying Amount:</b>	
As at 1st April, 2015	173.83
Additions	32.49
Deletions/Adjustments	(5.18)
<b>As at 31st March, 2016</b>	<b>201.14</b>
As at 1st April, 2016	201.14
Additions	36.69
Deletions/Adjustments	—
<b>As at 31st March, 2017</b>	<b>237.83</b>
<b>Provision and Impairment:</b>	
Charge for the year	—
Impairment	—
Deletions/Adjustments	—
<b>As at 31st March, 2016</b>	<b>—</b>
As at 1st April, 2016	—
Charge for the year	—
Impairment	—
Deletions/Adjustments	0.67
<b>As at 31st March, 2017</b>	<b>0.67</b>
<b>Net Carrying Amount:</b>	
<b>As at 31st March, 2017</b>	<b>237.16</b>
<b>As at 31st March, 2016</b>	<b>201.14</b>
<b>As at 1st April, 2015</b>	<b>173.83</b>
<b>Reconciliation of Carrying value as per Ind AS and Previous GAAP as on 01.04.2015</b>	
<b>Gross Carrying Amount:</b>	
As at 1st April, 2015	176.04
<b>Provision and Impairment</b>	
As at 1st April, 2015	2.21
<b>Net Carrying Amount</b>	<b>173.83</b>



## NOTES TO THE CONSOLIDATED FINANCIAL STATEMENTS AS AT 31ST MARCH, 2017

## NOTE – 6 : OTHER INTANGIBLE ASSETS

(₹ in Crores)

	Computer Software	Coal Blocks meant for sale	Others	Total
<b>Carrying Amount:</b>				
As at 1st April, 2015	4.74	1.71	—	6.45
Additions	5.14	—	—	5.14
Deletions/Adjustments	(4.74)	—	—	(4.74)
<b>As at 31st March, 2016</b>	<b>5.14</b>	<b>1.71</b>	<b>—</b>	<b>6.85</b>
As at 1st April, 2016	5.14	1.71	—	6.85
Additions	0.07	—	—	0.07
Deletions/Adjustments	—	—	—	—
<b>As at 31st March, 2017</b>	<b>5.21</b>	<b>1.71</b>	<b>—</b>	<b>6.92</b>
<b>Amortisation and Impairment:</b>				
Charge for the year	1.60	—	—	1.60
Impairment	—	—	—	—
Deletions/Adjustments	—	—	—	—
<b>As at 31st March, 2016</b>	<b>1.60</b>	<b>—</b>	<b>—</b>	<b>1.60</b>
As at 1st April, 2016	1.60	—	—	1.60
Charge for the year	1.73	—	—	1.73
Impairment	—	—	—	—
Deletions/Adjustments	—	—	—	—
<b>As at 31st March, 2017</b>	<b>3.33</b>	<b>—</b>	<b>—</b>	<b>3.33</b>
<b>Net Carrying Amount</b>				
<b>As at 31st March, 2017</b>	<b>1.88</b>	<b>1.71</b>	<b>—</b>	<b>3.59</b>
<b>As at 31st March, 2016</b>	<b>3.54</b>	<b>1.71</b>	<b>—</b>	<b>5.25</b>
<b>As at 1st April, 2015</b>	<b>4.74</b>	<b>1.71</b>	<b>—</b>	<b>6.45</b>
<b>Reconciliation of Carrying value as per Ind AS and Previous GAAP as on 01.04.2015</b>				
Gross Carrying Amount:				
As at 1st April, 2015	4.74	1.71	—	6.45
Provision and Impairment				
As at 1st April, 2015	—	—	—	—
<b>Net Carrying Amount</b>	<b>4.74</b>	<b>1.71</b>	<b>—</b>	<b>6.45</b>

## NOTES TO THE CONSOLIDATED FINANCIAL STATEMENTS AS AT 31ST MARCH, 2017

## NOTE – 7 : INVESTMENTS

(₹ in Crores)

	No. Shares Held	As at 31.03.2017	As at 31.03.2016 (Restated)	As at 31.03.2015 (Restated)
<b>Non Current</b>				
<b>Investment in Shares</b>				
Equity Shares in Subsidiary Company		—	—	—
<b>Other Investments</b>				
In Secured Bonds		—	—	—
In Co—operative Shares		—	—	—
<b>Total</b>		<b>—</b>	<b>—</b>	<b>—</b>
Aggregate amount of quoted investments		—	—	—
Market value of quoted investments		—	—	—
Aggregate amount of unquoted investments		—	—	—
Aggregate amount of impairment in value of investments		—	—	—

## NOTES TO THE STANDALONE FINANCIAL STATEMENTS AS AT 31ST MARCH, 2017

### NOTE 7 : INVESTMENTS (Contd...)

(₹ in Crores)

	Number of Units Current Year/ (Previous Year)	Face Value per unit (In ₹)	As at 31.03.2017	As at 31.03.2016 (Restated)	As at 01.04.2015 (Restated)
<b>Current</b>					
<b>Mutual Fund Investment</b>					
UTI Mutual Fund			—	—	—
SBI Mutual Fund	/3184164.956	1000	—	—	319.45
Canara Robeco Mutual Fund	/487080.375	1000	—	—	48.98
Union KBC Mutual Fund	/259215.922	1000	—	—	25.94
BOI AXA Mutual Fund			—	—	—
<b>Other Investments</b>					
8.5% Tax Free Special Bonds (Fully Paid Up)	—	—	—	—	—
(On Securitisation of Trade Receivables)					
<b>Major State Wise Break Up</b>					
— UP	—	—	—	—	8.09
— Haryana	—	—	—	—	1.33
<b>Total</b>			<b>—</b>	<b>—</b>	<b>403.79</b>
Aggregate of Quoted Investment			—	—	394.37
Market value of Quoted Investment			—	—	394.37
Aggregate of unquoted investments			—	—	—
Aggregate amount of impairment in value of investments			—	—	—

Details of Mutual Fund purchased and sold during the year :

(₹ in Crores)

PARTICULARS	TOTAL PURCHASED DURING THE YEAR		TOTAL REDEEMED DURING THE YEAR		DIVIDEND RECEIVED	
	No. of Units	Amount	No. of Units	Amount	No. of Units	Amount
UTI MUTUAL FUND	67,17,277.83	684.79	68,03,875.14	693.62	86,597.31	8.83
SBI MUTUAL FUND	1,12,01,395.46	1,123.78	1,13,29,033.69	1,136.59	1,27,638.22	12.81
CANARA ROBCO MUTUAL FUND	3,74,738.94	37.68	3,78,474.57	38.06	3,735.64	0.38
UNION KBC MUTUAL FUND	6,43,081.61	64.35	6,49,950.20	65.04	6,868.59	0.69
BOI AXA MUTUAL FUND	3,92,859.59	39.39	3,98,415.12	39.95	5,555.53	0.56
<b>TOTAL</b>	<b>1,93,29,353.43</b>	<b>1,949.99</b>	<b>1,95,59,748.72</b>	<b>1,973.26</b>	<b>2,30,395.29</b>	<b>23.27</b>

## NOTES TO THE CONSOLIDATED FINANCIAL STATEMENTS AS AT 31ST MARCH, 2017

## NOTE – 8 : LOANS

(₹ in Crores)

	As at 31.03.2017	As at 31.03.2016 (Restated)	As at 01.04.2015 (Restated)
<b>Non-Current</b>			
<b>Loans to Related Parties</b>			
— Secured, considered good	—	—	—
— Unsecured, considered good	—	—	—
— Doubtful	—	—	—
	—	—	—
Less: Provision for doubtful loans	—	—	—
	—	—	—
<b>Loans to Employees</b>			
— Secured, considered good	0.59	0.92	1.26
— Unsecured, considered good	—	—	—
— Doubtful	—	—	—
	0.59	0.92	1.26
Less: Provision for doubtful loans	—	—	—
	0.59	0.92	1.26
<b>Other Loans</b>			
— Secured, considered good	—	—	—
— Unsecured, considered good	—	—	—
— Doubtful	—	—	—
Less: Provision for doubtful loans	—	—	—
<b>TOTAL</b>	<b>0.59</b>	<b>0.92</b>	<b>1.26</b>
<b>CLASSIFICATION</b>			
Secured, considered good	0.59	0.92	1.26
Unsecured, Considered good	—	—	—
Doubtful	—	—	—
<b>Current</b>			
<b>Loans to Related Parties</b>			
— Secured, considered good	—	—	—
— Unsecured, considered good	—	—	—
— Doubtful	—	—	—
	—	—	—
Less: Provision for doubtful loans	—	—	—
	—	—	—

## NOTES TO THE CONSOLIDATED FINANCIAL STATEMENTS AS AT 31ST MARCH, 2017

## NOTE – 8 : LOANS (Contd.)

(₹ in Crores)

	As at 31.03.2017	As at 31.03.2016 (Restated)	As at 01.04.2015 (Restated)
<b>Loans to Employees</b>			
— Secured, considered good	—	—	—
— Unsecured, considered good	—	—	—
— Doubtful	—	—	—
	—	—	—
Less: Provision for doubtful loans	—	—	—
	—	—	—
<b>Other Loans</b>			
— Secured, considered good	—	—	—
— Unsecured, considered good	—	—	—
— Doubtful	—	—	—
	—	—	—
Less: Provision for doubtful loans	—	—	—
	—	—	—
<b>TOTAL</b>	<b>—</b>	<b>—</b>	<b>—</b>

**CLASSIFICATION**

Secured, considered good	—	—	—
Unsecured, Considered good	—	—	—
Doubtful	—	—	—

Particulars	Closing Balance		Maximum Amount Due Any Time During	
	Current Year (₹ in crores)	Previous Year (₹ in crores)	Current Year (₹ in crores)	Previous Year (₹ in crores)
Due by the Companies in which Directors of the Company is also a Director/Member	NIL	NIL	NIL	NIL
Due by the parties in which the Director(s) of Company is /are interested	NIL	NIL	NIL	NIL

**Note:**

Loan to Employees consists of House Building Advance of ₹ 0.58 Crs. (Previous Year ₹ 0.91) and Car Advance of ₹ 0.01 Crs.(Previous Year ₹ 0.01 Crs. )

## NOTES TO THE CONSOLIDATED FINANCIAL STATEMENTS AS AT 31ST MARCH, 2017

## NOTE – 9 : OTHER FINANCIAL ASSETS

(₹ in Crores)

	As at 31.03.2017	As at 31.03.2016 (Restated)	As at 01.04.2015 (Restated)
<b>Non Current</b>			
Bank Deposits	0.77	—	—
Deposits with bank under			
— Mine Closure Plan	721.48	574.82	435.76
— Shifting & Rehabilitation Fund scheme	—	—	—
Receivable from Escrow Account for Mine Closure Expenses	—	—	—
Other deposits	—	958.19	958.19
Less : Provision for doubtful deposits	—	—	—
	—	958.19	958.19
Other receivables	0.80	—	—
Less: Provision	—	—	—
	0.80	—	—
<b>TOTAL</b>	<b>723.05</b>	<b>1,533.01</b>	<b>1,393.95</b>
<b>Current</b>			
Surplus Fund with CIL	45.14	25.20	—
Receivable from Escrow Account for Mine Closure Expenses	—	—	—
Current Account with Holding Company	—	—	—
Less: Provision for Doubtful Advances	—	—	—
Interest accrued on			
— Investments	—	0.20	0.60
— Bank Deposits	47.64	126.07	97.42
— Others	0.66	0.39	0.56
	48.30	126.66	98.58
Other deposits (Mine Closure Plan)	150.71	129.84	108.60

## NOTES TO THE CONSOLIDATED FINANCIAL STATEMENTS AS AT 31ST MARCH, 2017

## NOTE – 9 : OTHER FINANCIAL ASSETS (Contd...)

(₹ in Crores)

	As at 31.03.2017	As at 31.03.2016 (Restated)	As at 01.04.2015 (Restated)
Less : Provision for doubtful deposits	—	—	—
	150.71	129.84	108.60
Claims receivables*	8.65	0.33	0.66
Less : Provision for doubtful claims	4.25	—	—
	4.40	0.33	0.66
Other receivables**	122.89	103.06	103.00
Less : Provision for doubtful claims	3.55	1.83	0.94
	119.34	101.23	102.06
<b>TOTAL</b>	<b>367.89</b>	<b>383.26</b>	<b>309.90</b>

- Since coal became excisable w.e.f. 01.03.2011, Royalty and SED were considered as "Other Taxes" and excluded from the Transaction Value. Consequent upon the summon issued by the Directorate General of Central Excise Intelligence (DGCEI), New Delhi and discussion held thereon, CIL, Holding Company, who represented the issue, has advised to include Royalty and SED in the Transaction Value and pay Central Excise Duty under protest till the case pending in the Nine Member Bench of Hon'ble Supreme Court is disposed off. Accordingly ₹85.14 Crores has been paid under protest against coal dispatched and on consumption of raw coal in washeries during the period from March'2011 to February'2013 and consequently supplementary bills have been raised for the said period to the tune of ₹ 79.95 Crores. Balance realizable amount of ₹ 5.89 Crores from cash sales customers has been shown under the head "Claim Receivable—Sales". Out of ₹5.89 Crores, ₹ 2.44 Crores is pending in the Hon'ble High Court, Kolkata and ₹ 1.20 Crores is pending in the Hon'ble High Court, Jharkhand. Out of the balance ₹ 2.25 Crores a provision of ₹ 1.91 Crores has been made.
- Total Deposit in Escrow Account related to mine closure of ₹ 872.19 Crores (Previous Year ₹ 704.66 Crores) including net interest accrued on Escrow Account of ₹ 148.96 Crores (Previous Year ₹ 98.62 Crores) refer note no. 21.
- \*It includes subsidy receivable of ₹ 1.16 crores from CCDAC on account of Stowing and Protective Works for the financial year 2016—17
- \*\*It includes fraudulent payment of ₹ 0.80 Crores (refer para no. 11.13 of Note— 38)
- Bank Deposits consists of deposits with Bank with initial maturity of more than 12 months.

## NOTES TO THE CONSOLIDATED FINANCIAL STATEMENTS AS AT 31ST MARCH, 2017

## NOTE – 10 : OTHER NON-CURRENT ASSETS

(₹ in Crores)

	As at 31.03.2017	As at 31.03.2016 (Restated)	As at 01.04.2015 (Restated)
<b>(i) Capital Advances</b>	1,095.90	113.50	110.56
Less : Provision for doubtful advances	0.02	1.21	1.21
	1,095.88	112.29	109.35
<b>(ii) Advances other than capital advances</b>			
(a) Security Deposit for utilities	3.39	3.54	3.53
Less : Provision for doubtful deposits	—	0.14	0.14
	3.39	3.40	3.39
(b) Other Deposits	—	0.25	0.25
Less : Provision for doubtful deposits	—	0.25	0.15
	—	—	0.10
(c) Advances to related parties	—	—	—
(d) Advance for Revenue	—	3.69	—
Less : Provision for doubtful advances	—	—	—
	—	3.69	—
(e) Exploratory drilling work	—	—	—
Less: Provision	—	—	—
	—	—	—
(f) Prepaid Expenses	—	—	—
(g) Others	—	—	—
	—	—	—
<b>TOTAL</b>	<b>1,099.27</b>	<b>119.38</b>	<b>112.84</b>

Particulars	Closing Balance		Due At Any Time	
	Current Year	Previous Year	Current Year	Previous Year
	(₹ In Crores)	(₹ In Crores)	(₹ In Crores)	(₹ In Crores)
Due by the Companies in which Directors of the Company is also a Director/Member	NIL	NIL	NIL	NIL
(With name of the Companies)				
Due by the parties in which the Director(s) of Company is /are interested	NIL	NIL	NIL	NIL

Note : Capital Advance of ₹ 1095.88 Crores. Includes ₹ 850.27 Crores given to EC Railway for construction of Tori—Shivpur Rail Line. (Refer Note—4)



## NOTES TO THE CONSOLIDATED FINANCIAL STATEMENTS AS AT 31ST MARCH, 2017

## NOTE – 11 : OTHER CURRENT ASSETS

(₹ in Crores)

	As at 31.03.2017	As at 31.03.2016 (Restated)	As at 01.04.2015 (Restated)
(a) Advance for Revenue	74.69	111.01	92.75
Less : Provision for doubtful advances	0.70	0.55	0.55
	<u>73.99</u>	<u>110.46</u>	<u>92.20</u>
(b) Advance payment of statutory dues	396.23	190.79	120.47
Less : Provision for doubtful advances	0.21	0.89	0.37
	<u>396.02</u>	<u>189.90</u>	<u>120.10</u>
(c) Advance to Related Parties	—	—	—
(d) Advance to Employees	29.68	87.03	104.77
Less : Provision for doubtful advances	—	—	—
	<u>29.68</u>	<u>87.03</u>	<u>104.77</u>
(e) Advance— Others	—	—	—
Less : Provision for doubtful claims	—	—	—
	<u>—</u>	<u>—</u>	<u>—</u>
(f) Deposits— Others	427.94	406.89	354.01
Less: Provision	1.52	40.55	40.55
	<u>426.42</u>	<u>366.34</u>	<u>313.46</u>
(g) CENVAT and VAT CREDIT Receivable	156.13	106.10	102.78
Less: Provision	5.59	6.46	—
	<u>150.54</u>	<u>99.64</u>	<u>102.78</u>
(h) MAT CREDIT ENTITLEMENT	—	—	—
Less: Provision	—	—	—
	<u>—</u>	<u>—</u>	<u>—</u>
(i) Prepaid Expenses	—	—	—
(j) Claim Receivables— Others	456.57	405.36	408.92
Less: Provision	7.29	—	—
	<u>449.28</u>	<u>405.36</u>	<u>408.92</u>
<b>TOTAL</b>	<b><u>1,525.93</u></b>	<b><u>1,258.73</u></b>	<b><u>1,142.23</u></b>

## NOTES TO THE CONSOLIDATED FINANCIAL STATEMENTS AS AT 31ST MARCH, 2017

## NOTE – 11 : OTHER CURRENT ASSETS (Contd...)

Particulars	Closing Balance		Maximum Amount Due At Any Time During	
	Current Year	Previous Year	Current Year	Previous Year
	( ₹ In Crores)	( ₹ In Crores)	( ₹ In Crores)	( ₹ In Crores)
Due by the Companies in which Directors of the Company is also a Director/Member	Nil	Nil	Nil	Nil
(With name of the Companies)				
Due by the parties in which the Director(s) of Company is /are interested	Nil	Nil	Nil	Nil

(₹ in Crores)

CENVAT and VAT Credit Receivable	As at 31.03.2017	As at 31.03.2016	As at 31.03.2015
CENVAT Credit Receivable	139.99	98.31	92.33
VAT Credit Receivable	16.14	7.79	10.45
<b>TOTAL</b>	<b>156.13</b>	<b>106.10</b>	<b>102.78</b>

## NOTES TO THE CONSOLIDATED FINANCIAL STATEMENTS AS AT 31ST MARCH, 2017

## NOTE -12 : INVENTORIES

(₹ in Crores)

	As at 31.03.2017	As at 31.03.2016 (Restated)	As at 01.04.2015 (Restated)
(a) Stock of Coal	1,926.28	1,314.27	1,178.54
Coal under Development	—	—	—
Less : Provision	1.11	0.65	—
Stock of Coal (Net)	<u>1,925.17</u>	<u>1,313.62</u>	<u>1,178.54</u>
(b) Stock of Stores & Spares (at cost)	208.04	210.68	206.66
Add: Stores-in-transit	1.53	3.16	1.25
Less : Provision	44.79	41.30	41.04
Net Stock of Stores & Spares (at cost)	<u>164.78</u>	<u>172.54</u>	<u>166.87</u>
(c) Stock of Medicine at Central Hospital	0.58	0.52	0.35
(d) Workshop Jobs:			
Work-in-progress and Finished Goods	4.76	3.59	2.70
Less: Provision	—	—	—
Net Stock of Workshop Jobs	<u>4.76</u>	<u>3.59</u>	<u>2.70</u>
(e) Press Jobs:			
Work-in-progress and Finished Goods	0.97	0.99	0.97
<b>Total</b>	<u><b>2,096.26</b></u>	<u><b>1,491.26</b></u>	<u><b>1,349.43</b></u>

1 Provision of ₹ 3.49 Crores (P.Y. ₹ 0.26 Crores made) has been made during the period for unserviceable/damaged/obsolete stores and also for Stores & Spares unmoved for 5 years. Total provision of ₹ 44.79 Crores (P.Y. ₹ 41.30 Crores) as on 31.03.2017 is considered adequate.

## NOTES TO THE CONSOLIDATED FINANCIAL STATEMENTS AS AT 31ST MARCH, 2017

## ANNEXURE TO NOTE – 12

(Qty in lakh tonnes) (Value in ₹ Crores)

Table:A

Reconciliation of Closing Stock of Raw Coal adopted in the Financial Statements with Book Stock as at the end of the year :

	OVERALL STOCK		NON—VENDABLE STOCK/MIXED STOCK		VENDABLE STOCK	
	Qty.	Value	Qty.	Value	Qty.	Value
1. (A) Opening Stock as on 01.04.2016	115.81	1,022.72	1.21	—	114.60	1,022.72
(B) Adjustment in Opening Stock	—	—	—	—	—	—
2. Production for the Year	670.47	13,354.57	—	—	670.47	13,354.57
3. Sub—Total ( 1+2)	786.28	14,377.29	1.21	—	785.07	14,377.29
4. Off— Take for the Year:						
(A) Outside Despatch	483.19	11,350.99	—	—	483.19	11,350.99
(B) Coal feed to Washeries	126.14	1,556.56	—	—	126.14	1,556.56
(C) Own Consumption	0.01	0.06	—	—	0.01	0.06
TOTAL (A)	609.34	12,907.61	—	—	609.34	12,907.61
5. Derived Stock	176.94	1,469.68	1.21	—	175.73	1,469.68
6. Measured Stock	174.09	1,448.43	1.18	—	172.91	1,448.43
7. Difference (5—6)	2.85	21.25	0.03	—	2.82	21.25
8. Break—up of Difference:						
(A) Excess within 5%	0.49	4.75	—	—	0.49	4.75
(B) Shortage within 5%	3.34	26.00	0.03	—	3.31	26.00
(C) Excess beyond 5%	—	—	—	—	—	—
(D) Shortage beyond 5%	—	—	—	—	—	—
9. Closing stock adopted in A/c.( 6—8A+8B)	176.94	1,469.68	1.21	—	175.73	1,469.68

## NOTES TO THE CONSOLIDATED FINANCIAL STATEMENTS AS AT 31ST MARCH, 2017

## ANNEXURE TO NOTE – 12 (Contd...)

(Qty in lakh tonnes) (Value in ₹ Crores)

Table : B

Summary of Closing Stock of Coal/Coke etc.

	Raw Coal		Washed / Deshaled Coal				Other Products*		Total	
	Qty	Value	Coking		Non—Coking		Qty	Value	Qty	Value
			Qty	Value	Qty	Value				
Opening Stock (Audited)	115.81	1,022.72	1.87	58.19	2.67	43.89	11.83	189.47	132.18	1,314.27
Less: Non—vendable Coal/ Mixed Stock	1.21	—	—	—	—	—	—	—	1.21	—
Adjusted Opening Stock (Vendable)	114.60	1,022.72	1.87	58.19	2.67	43.89	11.83	189.47	130.97	1,314.27
Production	670.47	13,354.57	11.39	934.31	89.42	2,066.17	18.25	713.29	789.53	17,068.34
Offtake :										
(A) Outside Despatch	483.19	11,350.99	12.24	934.49	83.38	1,945.15	16.56	669.08	595.37	14,899.71
(B) Coal feed to Washeries	126.14	1,556.56	—	—	—	—	—	—	126.14	1,556.56
(C) Own Consumption	0.01	0.06	—	—	—	—	—	—	0.01	0.06
Closing Stock	175.73	1,469.68	1.02	58.01	8.71	164.91	13.52	233.68	198.98	1,926.28
Less: Shortage	—	—	—	—	—	—	—	—	—	—
Closing Stock (Adopted)	175.73	1,469.68	1.02	58.01	8.71	164.91	13.52	233.68	198.98	1,926.28

- \*Value of Despatch of Other Products includes value of Non Coking Slurry and Rejects, but quantity of Despatch does not include despatch of Non Coking Slurry 8773 MT (P.Y. 9222 MT) and Rejects (Both Coking & Non Coking) 1029625 MT (P.Y. 1151745 MT).
- Closing Stock of Non Coking Slurry and Coking and Non Coking Rejects as on 31.03.2017 is 256946 MT (P.Y. 189071 MT) and 7979641 MT (P.Y. 8319867 MT ) repectively.
- Closing stock of coal is measured volumetrically and converted to weight (tonne) by applying the identified conversion factor. To take care of the inherent approximation error of volumetric measurement and subsequent conversion thereof to weight by applying a mathematically determined conversion factor, the variance of (+/—)5% between book stock and physical stock is ignored as per Accounting Policy of the Company being followed consistently over the years. As a result, net shortage within (+/—) 5% over Book Stock 3.31 Lakh tonne valuing ₹ 26.10 Crores is remained unadjusted in the Books of Account.
- Non—coking slurry and coking / non—coking rejects are valued at NIL in absence of availability of ready market. Sales are recognised on realisable basis.
- The stock of Hard Coke, Breeze Coke and Coal Tar lying at Giridih Coke Plant amounting to ₹1.09 Crores is very old and valued at old rate due to non— movement of the same against which 100% provision of ₹ 1.09 Crores has been made.
- Old Coking Slurry stock at Kathara Washery and Swang Washery of 366354 MT and 48663 MT respectively are valued at old rate of ₹ 851/— per tonne and ₹ 819.50 per tonne respectively.
- Old Magnetite Stock of 269 Tones is lying idle at Rajhara Area since 1991 amounting to ₹ 0.02 Crores against which 100% provision of ₹ 0.02 Crores has been made.
- Excise duty on closing stock has been considered on the basis of Grade Price. However, as per Accounting Policy of the Company, closing stock of coal coke etc. are valued at net realisable value or cost whichever is lower.

## NOTES TO THE CONSOLIDATED FINANCIAL STATEMENTS AS AT 31ST MARCH, 2017

## NOTE – 13 : TRADE RECEIVABLES

(₹ in Crores)

	As at 31.03.2017	As at 31.03.2016 (Restated)	As at 01.04.2015 (Restated)
<b>Current :</b>			
<b>Trade Receivables</b>			
<b>Outstanding for a period exceeding six months from the due date</b>			
Secured considered good	—	—	—
Unsecured considered good	624.38	255.97	575.76
Doubtful	550.24	660.38	518.02
	<u>1,174.62</u>	<u>916.35</u>	<u>1,093.78</u>
Less : Provision for bad & doubtful debts	550.24	660.38	518.02
	<u>624.38</u>	<u>255.97</u>	<u>575.76</u>
<b>Other Debts</b>			
Secured considered good	—	—	—
Unsecured considered good	669.41	1,109.46	849.10
Doubtful	325.78	68.80	45.13
	<u>995.19</u>	<u>1,178.26</u>	<u>894.23</u>
Less : Provision for bad & doubtful debts	325.78	68.80	45.13
	<u>669.41</u>	<u>1,109.46</u>	<u>849.10</u>
<b>Total</b>	<b><u>1,293.79</u></b>	<b><u>1,365.43</u></b>	<b><u>1,424.86</u></b>

Particulars	Closing Balance		Maximum Amount Due At Any Time During	
	Current Year (₹ In Crores)	Previous Year (₹ In Crores)	Current Year (₹ In Crores)	Previous Year (₹ In Crores)
Due by the Companies in which Directors of the Company is also a Director/Member (With name of the Companies)	Nil	Nil	Nil	Nil
Due by the parties in which the Director(s) of Company is /are interested	Nil	Nil	Nil	Nil

## Movement of Provision against Trade Receivables

(₹ In Crores.)

Particulars	Amount
Opening Balance as on 01.04.2016	729.18
Add : Provision made during the year	487.44
Balance Provision	1,216.62
Less : Provision Withdrawn	340.60
Balance provision against Trade Receivables as on 31.03.2017	876.02

## NOTES TO THE CONSOLIDATED FINANCIAL STATEMENTS AS AT 31ST MARCH, 2017

## NOTE – 14 : CASH AND CASH EQUIVALENTS

(₹ in Crores)

	As at 31.03.2017	As at 31.03.2016 (Restated)	As at 01.04.2015 (Restated)
(a) Balances with Banks			
in Deposit Accounts	32.95	1,033.40	943.00
in Current Accounts	288.64	934.66	61.95
in Cash Credit Accounts	—	—	—
(b) Bank Balances outside India	—	—	—
(c) Cheques, Drafts and Stamps in hand	0.04	0.23	2.54
(d) Cash on hand	0.01	0.19	0.18
(e) Cash on hand outside India	—	—	—
(f) Others (Remittance in transit)	3.43	0.10	0.01
<b>Total Cash and Cash Equivalents</b>	<b>325.07</b>	<b>1,968.58</b>	<b>1,007.68</b>
(g) Bank Overdraft	—	—	—
<b>Total Cash and Cash Equivalents (net of Bank Overdraft)</b>	<b>325.07</b>	<b>1,968.58</b>	<b>1,007.68</b>

## Note:

- 1 Balances with banks to the extent held as margin money or security against the borrowings, guarantees, other commitments is ₹ Nil.
- 2 Repatriation restrictions in respect of Cash and Bank balances is ₹ Nil.
- 3 Balance of Cash on Hand is as per Cash Verification Report certified by the management.
- 4 The bank guarantees issued by CCL on account of two court cases i.e. Ghisha Lal Goyal Vs CCL in case 08/01 and M/s Nav Shakti Fuels Vs CCL & Ors in FA No. 101/2007 and to The Secretary, Department of IT and E—Governance, Govt. of Jharkhand, Ranchi against lien secured by Deposits in Account no. 0404002100045433 for an amount of ₹ 4.10 Crores.

## NOTES TO THE CONSOLIDATED FINANCIAL STATEMENTS AS AT 31ST MARCH, 2017

## NOTE – 15 : OTHER BANK BALANCES

(₹ in Crores)

	As at 31.03.2017	As at 31.03.2016 (Restated)	As at 01.04.2015 (Restated)
Balances with Banks			
Deposit Accounts	1,376.71	2,090.19	2,395.58
Mine Closure Plan	—	—	—
Shifting and Rehabilitation Fund scheme	—	—	—
Escrow Account for Buyback of Shares	—	—	—
Unpaid Dividend Accounts	—	—	—
Dividend Accounts	—	—	—
<b>Total</b>	<b>1,376.71</b>	<b>2,090.19</b>	<b>2,395.58</b>

Deposits includes :

- i) ₹ 5.41 Crores deposited against the order of the Hon'ble High Court, Kolkata against a claim from customer.
- ii) ₹ 25.47 Crores deposited as per order of Hon'ble High Court, Kolkata against 20% extra price charged from parties during the period Nov., 2006 to April 2008.
- iii) ₹ 13.68 Crores Deposited against the order of the Hon'ble High Court, Jharkhand, case no. WP(C ) 4179 of 2016 against encashment of Bank Guarantee of M/s Adhunik Alloys & Power Limited.



## NOTES TO THE CONSOLIDATED FINANCIAL STATEMENTS AS AT 31ST MARCH, 2017

## NOTE – 16 : EQUITY SHARE CAPITAL

(₹ in Crores)

	As at 31.03.2017	As at 31.03.2016 (Restated)	As at 01.04.2015 (Restated)
Authorised :			
1,10,00,000 Equity Shares of ₹ 1000/- each	1,100.00	1,100.00	1,100.00
Issued, Subscribed and Paid-up :			
94,00,000 Equity Shares of ₹ 1000/- each	940.00	940.00	940.00
<b>TOTAL</b>	<b>940.00</b>	<b>940.00</b>	<b>940.00</b>

- Out of the above 9399997 Shares are held by the holding company, Coal India Limited (CIL) and balance 3 shares are held by its nominees.
- Shares in the company held by each shareholder holding more than 5% Shares

Name of Shareholder	As at 31.03.2017		As at 31.03.2016	
	No. of Shares Held (Face value of ₹ 1000 each)	% of Total Shares	No. of Shares Held (Face value of ₹ 1000 each)	% of Total Shares
Coal India Limited	9399997	100	9399997	100

- During the period, the company has not issued or buy back any shares.
- The Company has only one class of equity shares having a face value ₹ 1000/— per share. The holders of the equity shares are entitled to receive dividends as declared from time to time and are entitled to voting rights proportionate to their share holding at the meeting of shareholders. No larger dividend shall be declared than is recommended by the Board of Directors.

## NOTES TO THE CONSOLIDATED FINANCIAL STATEMENTS AS AT 31ST MARCH, 2017

## NOTE – 17 : OTHER EQUITY

(₹ in Crores)

Particulars	Equity portion of Preference Share Capital	Other Reserves			General Reserve	Retained Earnings	Total	Non – Controlling Interest	Equity
		Capital Redemption Reserve	Capital Reserve	Sustainable Development Reserve					
Balance as at 01.04.2015	—	—	—	—	1,863.20	3,315.78	5,178.98	—	5,178.98
Changes in Accounting Policy	—	—	—	—	—	198.86	198.86	—	198.86
Prior Period Errors	—	—	—	—	—	(9.57)	(9.57)	—	(9.57)
<b>Restated balance as at 01.04.2015</b>	<b>—</b>	<b>—</b>	<b>—</b>	<b>—</b>	<b>1,863.20</b>	<b>3,505.07</b>	<b>5,368.27</b>	<b>—</b>	<b>5,368.27</b>
Additions during the year	—	—	—	—	—	—	—	—	—
Adjustments during the year	—	—	—	—	—	—	—	—	—
Total comprehensive income during the year	—	—	—	—	—	1,970.06	1,970.06	—	1,970.06
<b>Appropriations :</b>									
Transfer to / from General Reserve	—	—	—	—	95.74	(95.74)	—	—	—
Transfer to / from Other Reserves	—	—	—	—	—	—	—	—	—
Interim Dividend	—	—	—	—	—	(1,457.00)	(1,457.00)	—	(1,457.00)
Final Dividend	—	—	—	—	—	(254.74)	(254.74)	—	(254.74)
Corporate Dividend tax	—	—	—	—	—	(348.47)	(348.47)	—	(348.47)
Pre—operative expenses	—	—	—	—	—	—	—	—	—
<b>Balance as at 31.03.2016</b>	<b>—</b>	<b>—</b>	<b>—</b>	<b>—</b>	<b>1,958.94</b>	<b>3,319.18</b>	<b>5,278.12</b>	<b>—</b>	<b>5,278.12</b>
<b>Balance as at 01.04.2016</b>	<b>—</b>	<b>—</b>	<b>—</b>	<b>—</b>	<b>1,958.94</b>	<b>3,319.18</b>	<b>5,278.12</b>	<b>—</b>	<b>5,278.12</b>
Additions during the Year	—	—	—	—	—	—	—	—	—
Adjustments during the Year	—	—	—	—	—	(0.06)	(0.06)	(0.02)	(0.04)
Changes in accounting policy or prior period errors	—	—	—	—	—	—	—	—	—
Total comprehensive income during the Year	—	—	—	—	—	1,400.56	1,400.56	(0.17)	1,400.73
<b>Appropriations :</b>									
Transfer to / from General Reserve	—	—	—	—	70.06	(70.06)	—	—	—
Transfer to / from Other Reserves	—	—	—	—	—	—	—	—	—
Interim Dividend	—	—	—	—	—	(3,634.04)	(3,634.04)	—	(3,634.04)
Final Dividend	—	—	—	—	—	—	—	—	—
Corporate Dividend tax	—	—	—	—	—	(739.80)	(739.80)	—	(739.80)
Adjustment of Pre—operative expenses	—	—	—	—	—	—	—	—	—
<b>Balance as at 31.03.2017</b>	<b>—</b>	<b>—</b>	<b>—</b>	<b>—</b>	<b>2,029.00</b>	<b>275.78</b>	<b>2,304.78</b>	<b>(0.19)</b>	<b>2,304.97</b>

## NOTES TO THE CONSOLIDATED FINANCIAL STATEMENTS AS AT 31ST MARCH, 2017

## NOTE – 17 : OTHER EQUITY (Contd...)

## NOTE :

1. Detail of Interim Dividend declared during the year :

Particulars	Date	Amount	Corporate Dividend tax	Total
1st Interim Dividend	21.02.2017	897.70	182.75	1,080.45
2nd Interim Dividend	10.03.2017	997.34	203.03	1,200.37
3rd Interim Dividend	25.03.2017	564.00	114.82	678.82
4th Interim Dividend	31.03.2017	1,175.00	239.20	1,414.20
<b>Total</b>		<b>3,634.04</b>	<b>739.80</b>	<b>4,373.84</b>

2. During the year 5% of total comprehensive income for the year (i.e. ₹ 70.06 crores) has been transferred from Retained Earnings to General Reserve.

## NOTES TO THE CONSOLIDATED FINANCIAL STATEMENTS AS AT 31ST MARCH, 2017

## NOTE – 18 : BORROWINGS

(₹ in Crores)

	As at 31.03.2017	As at 31.03.2016 (Restated)	As at 01.04.2015 (Restated)
<b>Non-Current</b>			
<b>Term Loans</b>			
Export Development Corporation , Canada	—	—	—
Banque Nationale De Paris and Natexis Banque, France	—	—	—
<b>Loans from Related Parties</b>			
IRCON International Ltd.	—	—	—
Chattisgarh State Infrastructure Development Corpn Ltd.	—	—	—
Mahanadi Coalfields Limited (MCL)	1,200.00	—	—
Other Loans	—	—	—
<b>Total</b>	<b>1,200.00</b>	<b>—</b>	<b>—</b>
<b>CLASSIFICATION</b>			
Secured	—	—	—
Unsecured	1,200.00	—	—
<b>Current</b>			
Loans repayable on demand			
— From Banks	1,103.78	929.00	—
— From Other Parties	—	—	—
Loans from Related Parties (MCL)	—	—	—
Other Loans	—	—	—
<b>Total</b>	<b>1,103.78</b>	<b>929.00</b>	<b>—</b>
<b>CLASSIFICATION</b>			
Secured	1,103.78	929.00	—
Unsecured	—	—	—

## NOTES TO THE CONSOLIDATED FINANCIAL STATEMENTS AS AT 31ST MARCH, 2017

## NOTE – 18 : BORROWINGS (Contd.)

(₹ in Crores)

## CLASSIFICATION 2

Loan Guaranteed by Directors &amp; Others

Particulars of Loan	Amount in ₹ crores		Nature of Guarantee
N.A.	NIL		NA
N.A.	NIL		NA

## 1. CASH CREDIT FACILITY :

The Company through its holding Company CIL entered into an agreement with the Consortium of bankers ( having State Bank of India as the lead Bank) to avail Cash Credit facilities for an aggregate sum of ₹ 55.00 Crores. and the said facilities shall be collaterally secured by creating hypothecation charge over the current assets comprising of Book Debts, Stock of Raw materials, Semi-finished and finished goods, Stores and Spares not relating to Plant & Equipment (Consumable Stores & Spares), both present and future jointly and severally in favour of the said Banks for a sum of ₹ 83.00 Crores. The extent of charge is 1.5 times the cash—credit limit of ₹ 55.00 Crores. The said facilities have not been availed by the Company during the period on account of fund based working capital.

2. A Unsecured Term Loan of ₹ 1500.00 Crores has been raised from Mahanadi Coalfields Limited (MCL), a subsidiary of Coal India Limited on 31.03.2017 for a period of 5 Years at an interest rate of 7.20% P.A. for business purpose. The loan is repayable quarterly @ ₹ 75 Crores per Quarter. The amount of principal repayable within 1 year is ₹ 300.00 Crores has been shown in Note – 20 as Other Financial Liabilities – Current.

## 3. Details of Loan against Fixed Deposits from the Banks are as follows :

Name of Bank	FD No.	FD Amount	Loan Amount As on 31.03.2017
Bank of India	490045110008303	280.00	280.00
Bank of Baroda	170300017080	280.00	266.00
Uco Bank	20720310032831	150.00	150.00
Uco Bank	20720310033128	130.00	130.00
Bank of Baroda	00170300017069,70	110.00	104.00
Canara Bank	0377441000002/3	75.00	73.78
Corporation Bank	KCC/01/160608	193.00	100.00
<b>Total</b>		<b>1,218.00</b>	<b>1,103.78</b>

Name of Bank	FD No.	FD Amount	Loan Amount As on 31.03.2016
Andhra Bank	47820100065217	312.00	283.50
Bank of India	490045110007578	285.00	285.00
Bank of Baroda	170300016047	80.00	63.50
Syndicate Bank	7520/458/28(1)	285.00	166.18
Oriental Bank of Commerce	00033091000666	128.00	116.33
Oriental Bank of Commerce	00033091000710	16.00	14.49
<b>Total</b>		<b>1,106.00</b>	<b>929.00</b>

## NOTES TO THE CONSOLIDATED FINANCIAL STATEMENTS AS AT 31ST MARCH, 2017

## NOTE – 19 : TRADE PAYABLES

(₹ in Crores)

	As at 31.03.2017	As at 31.03.2016 (Restated)	As at 01.04.2015 (Restated)
<b>Current</b>			
Trade Payables for Micro, Small and Medium Enterprises —	—	—	—
Other Trade Payables for :			
Stores and Spares	109.77	147.35	105.08
Power and Fuel*	24.45	31.25	25.86
Others	—	—	—
<b>TOTAL</b>	<b>134.22</b>	<b>178.60</b>	<b>130.94</b>

## CLASSIFICATION

Secured	—	—	—
Unsecured	134.22	178.60	130.94

\* Net off Advance of ₹ 121.10 Crores paid to EIPL (Refer para no. – 11.16 of Note – 38)

Note :-

1. Amount outstanding in foreign currency is NIL.
2. Period and amount of continuing default as on Balance Sheet date in respect of loan and interest is NIL.
3. Deferred credit for more than 12 months on payment allowed directly by the supplier is Nil.

## NOTES TO THE CONSOLIDATED FINANCIAL STATEMENTS AS AT 31ST MARCH, 2017

## NOTE – 20 : OTHER FINANCIAL LIABILITIES

(₹ in Crores)

	As at 31.03.2017	As at 31.03.2016 (Restated)	As at 01.04.2015 (Restated)
<b>Non Current</b>			
Security Deposits	44.51	37.24	26.76
Earnest Money	0.77	0.23	—
Others	14.64	11.58	8.01
<b>TOTAL</b>	<b>59.92</b>	<b>49.05</b>	<b>34.77</b>
<b>Current</b>			
<b>Surplus Fund from Subsidiaries</b>			
Current Account with			
Holding Company	—	—	17.31
IICM	—	—	—
Current maturities of long—term debt*	300.00	—	—
Unpaid dividends**	—	—	—
Security Deposits	101.74	101.07	87.15
Earnest Money	145.57	62.37	101.74
Others	5.56	10.06	—
<b>TOTAL</b>	<b>552.87</b>	<b>173.50</b>	<b>206.20</b>

\* Refer Note – 18

\*\* No amount is due for the payment to Investor Educational Fund.

## NOTES TO THE CONSOLIDATED FINANCIAL STATEMENTS AS AT 31ST MARCH, 2017

## NOTE – 21 : PROVISIONS

(₹ in Crores)

	As at 31.03.2017	As at 31.03.2016 (Restated)	As at 01.04.2015 (Restated)
<b>Non Current</b>			
Employee Benefits			
Gratuity	—	—	—
Leave Encashment	153.61	330.99	349.02
Other Employee Benefits	213.29	229.29	255.24
	366.90	560.28	604.26
Site Restoration/Mine Closure	855.11	791.77	788.32
Stripping Activity Adjustment	1,083.80	992.77	1,218.60
Others	—	—	—
<b>TOTAL</b>	<b>2,305.81</b>	<b>2,344.82</b>	<b>2,611.18</b>
<b>Current</b>			
Employee Benefits			
Gratuity	90.56	212.72	135.79
Leave Encashment	37.57	47.16	39.65
Ex— Gratia	219.94	206.08	172.96
Performance Related Pay	257.83	541.00	495.58
Other Employee Benefits	257.70	231.32	172.07
NCWA—X	289.76	—	—
Executive Pay Revision	12.86	—	—
	1,166.22	1,238.28	1,016.05
Site Restoration/Mine Closure	116.92	112.15	50.72
Excise Duty on Closing Stock of Coal	207.75	116.04	90.59
Others (Arrear Salary)	—	1.50	1.83
<b>TOTAL</b>	<b>1,490.89</b>	<b>1,467.97</b>	<b>1,159.19</b>



## NOTES TO THE CONSOLIDATED FINANCIAL STATEMENTS AS AT 31ST MARCH, 2017

## NOTE – 21 : PROVISIONS (Contd...)

1. Following the guidelines from Ministry of Coal, Government of India for preparation of Mine Closure Plan a provision is made in the accounts. Such provision is made as per CMPDIL's (a subsidiary of Coal India Ltd.) technical assessment. The liability for mine closure expenses (as estimated by CMPDIL) of each mine has been discounted @ 8% (Effective rate of interest)\* and capitalized to arrive at the mine closure liability as on 1st year of making of such provision. Thereafter the provision has been re-estimated in subsequent year by unwinding the discount to arrive at the provision as on 31.03.2017. Deposit in ESCROW Account amounting to ₹ 872.19 crores including net interest of ₹ 148.96 Crores (Previous Year ₹ 98.62 Crores) against the mine closure of provision of ₹ 972.03 Crores (Previous Year ₹ 903.92 Crores). Additional provision for Mine closure expenses, equivalent to the amount of interest accrued on ESCROW A/c, had been provided upto the financial year 2015—16 wherein total accumulated amount was ₹ 102.22 Crore. The same has been withdrawn through retained earning during the FY 2016—17.

\*Considering the past trend the effective interest rate (Pre Tax rate) that reflect current market assessment of the time value of money has been considered at 8% nearly G—Sec rate.

2. Other Employee Benefits include ₹ 226.20 Crores provided for Superannuation Benefits @ 9.84% as on 31.03.2017 comprising Provision for Pension @ 3% of Basic Pay+DA and Provision for Superannuation Benefit @ 6.84% of Basic Pay+DA made for executives w.e.f. 01.01.2007 as per Office Memorandum No. CIL/C—5A(vi)/005/35/1210 dtd. 02/07.05.2009 issued by Dir(P&IR), CIL, Kolkata. The liability for Pension @ 3% and Superannuation Benefit @ 6.84% as on 31.03.2017 are ₹ 69.27 Crores (P.Y. ₹ 60.78 Crores) and ₹ 156.93 Crores (P.Y. ₹ 137.90 Crores) respectively have been made in the Financial Statements. Post Retirement Medical Benefit, as per the actuarial valuation, has been provided of ₹ 153.81 Crores (P.Y. ₹ 151.05 Crores) However, a separate Fund/Trust for the above purpose is still to be created.
3. Pending finalisation of National Coal Wage Agreement (NCWA) – X for Non Executives, an estimated lump sum provision @ ₹8000/- per employee (Non-Executive) per month, considering total impact of increase in all elements of salary & wages (including the employer's PF contribution), other employee benefits and all superannuation benefits like Gratuity etc, has been made for the period 01.07.2016 to 31.03.2017 amounting to ₹ 289.76 Crores and shown as "NCWA X – Provision" above vide letter no. – CIL/C—3(A)/31075/120, dated – 09.11.2016.
4. Pending finalisation of 3rd Pay Revision for Executives, an estimated lump sum provision @ ₹ 18,000/- per employee (Executive) per month, considering total impact of increase in all elements of salary & wages (including the employer's PF contribution), other employee benefits and all superannuation benefit like Gratuity etc. has been made for the period 01.01.2017 to 31.03.2017 amounting to ₹ 12.86 Crores and shown as "Arrear Salary(Executives)" above vide letter no. – CIL/C—3(A)/31075/200, dated – 18.04.2017.
5. Leave Encashment Liabilities is netted off of ₹ 276.57 Crores deposited with LIC against the Actuarial Liabilities.
6. Pending finalisation of PRP from 2009—10 to 2013—14, PRP provision has not been adjusted. However it is netted off with the payment which has already been made upto 31.03.2017. During the year, on final settlement of PRP payment for the financial year 2007—08 & 2008—09, excess provision of ₹ 20.32 Crores has been written back.
7. PRP has been provided as per the advice of CIL vide letter no. – CIL/C—3(A)/2397, dated 07.04.2017.
8. Provision for Ex-Gratia for Non-Executive has been made based on ₹ 54000/- per employee as per the rate provided in the previous financial year.

## NOTES TO THE CONSOLIDATED FINANCIAL STATEMENTS AS AT 31ST MARCH, 2017

## NOTE – 22 : OTHER NON CURRENT LIABILITIES

(₹ in Crores)

	As at 31.03.2017	As at 31.03.2016 (Restated)	As at 01.04.2015 (Restated)
<b>Shifting &amp; Rehabilitation Fund</b>			
Opening balance	—	—	—
Add: Interest from investment of the fund (Net of TDS )	—	—	—
Add: Contribution received	—	—	—
Less: Amount released to subsidiaries during the year	—	—	—
	—	—	—
Deferred Income*	183.83	165.43	150.59
<b>Total</b>	<b>183.83</b>	<b>165.43</b>	<b>150.59</b>

\* It includes Grant received from CCDAC for Tori—Shivpur, new Broad Gadge line project amounting to ₹ 179.54 Crores (P.Y. ₹ 161.14 Crores) and strengthening of road of NK Area of ₹ 4.29 Crores (P.Y. ₹ 4.29 Crores).

## NOTES TO THE CONSOLIDATED FINANCIAL STATEMENTS AS AT 31ST MARCH, 2017

## NOTE – 23 : OTHER CURRENT LIABILITIES

(₹ in Crores)

	As at 31.03.2017	As at 31.03.2016 (Restated)	As at 01.04.2015 (Restated)
Capital Expenditure	99.45	102.36	118.32
Liability for Salary, Wages and Allowances	282.12	329.08	310.19
<b>Statutory Dues:</b>			
Sales Tax/Vat	46.36	39.58	35.54
Provident Fund & Others	63.73	72.56	60.68
Central Excise Duty	0.79	2.01	0.54
Royalty & Cess on Coal	168.07	145.94	186.27
Stowing Excise Duty	13.31	12.10	13.49
Clean Energy Cess	310.47	315.22	169.48
National Mineral Exploration Trust	1.44	9.00	—
District Mineral Foundation	23.60	98.89	—
Other Statutory Levies	25.46	27.81	25.40
Income Tax deducted/collected at Source	93.69	85.58	73.50
	<b>746.92</b>	<b>808.69</b>	<b>564.90</b>
Advance from customers / others*	1,581.08	742.68	993.87
Cess Equalization Account	—	—	—
Others Liabilities**	542.07	439.95	416.67
<b>TOTAL</b>	<b>3,251.64</b>	<b>2,422.76</b>	<b>2,403.95</b>

By virtue of enactment of Cess and Other Taxes on Minerals (Validation) Act, 1992, the Company, in 1992—93, raised supplementary bills on customers up to 4th April, 1991 for ₹ 100.33 Crores on account of Cess and sales tax thereon. The said amount has been included in statutory dues payable for Royalty and Cess under the head “ Other Current Liabilities” with corresponding Debit in “Other Current Assets”(Note— 11).

\* Includes accrued interest of ₹ 1.22 Crores on Fixed Deposit of ₹ 5.41 Crores deposited as per the order of the Hon’ble High Court, Kolkata against a claim of M/S Shyam Sel Power Limited.

\*\* Including BG Encashment awaiting adjustment of ₹ 15.47 Crores (P.Y. ₹ 19.85 Crores)

## NOTES TO THE CONSOLIDATED FINANCIAL STATEMENTS AS AT 31ST MARCH, 2017

## NOTE – 24 : REVENUE FROM OPERATIONS

(₹ in Crores)

	For the year ended 31.03.2017	For the year ended 31.03.2016
<b>A. Sales of Coal/Services*</b>	<b>14,899.71</b>	<b>13,658.81</b>
Less : Other Statutory Levies		
Royalty	821.06	841.85
Cess on Coal	—	—
Stowing Excise Duty	48.32	46.50
Central Sales Tax	183.22	163.59
Clean Energy Cess	1,932.72	1,013.10
State Sales Tax/VAT	270.93	259.68
National Mineral Exploration Trust	16.69	10.14
District Mineral Foundation	486.09	78.81
Other Levies	—	—
<b>Total Levies</b>	<b>3,759.03</b>	<b>2,413.67</b>
<b>Sales (Net) (A)</b>	<b>11,140.68</b>	<b>11,245.14</b>
<b>B. Other Operating Revenue</b>		
Facilitation charges for coal import	—	—
Subsidy for Sand Stowing & Protective Works	1.42	0.49
Loading and additional transportation charges**	372.97	303.69
Less : Other Statutory Levies***	7.98	6.12
	364.99	297.57
<b>Other Operating Revenue (Net) (B)</b>	<b>366.41</b>	<b>298.06</b>
<b>Revenue from Operations (A+B)</b>	<b>11,507.09</b>	<b>11,543.20</b>

1 Sales of goods includes excise duty of ₹ 711.80 Crores (PY ₹ 692.92 Crores). Sales of goods net of excise duty is ₹ 10428.88 Crores (PY ₹ 10552.22 Crores)

2 Gross Sales includes Incentives from Customers, Excise Duty and Other Levies.

3 Bonus claims on customers, as a result of Joint sampling, are accounted for in sales in the Year of settlement irrespective of Year of despatch

4 \*\*In Sales Bill, recovery of surface transportation cost shown here as Gross Loading and additional transportation charges includes Excise Duty and other levies.

5 \*\*\* Other Levies consist of Central Sales Tax & JVAT.

6 \*Differential MMDR Bill raised for the period 12.01.15 to 06.01.16 amounting ₹ 244.80 Crores.

## NOTES TO THE CONSOLIDATED FINANCIAL STATEMENTS AS AT 31ST MARCH, 2017

## NOTE – 25 : OTHER INCOME

(₹ in Crores)

	<u>For the year ended 31.03.2016</u>	<u>For the Year ended 31.03.2017</u>
<b>Interest Income</b>		
<b><u>Interest Income (Gross)</u></b>		
Deposits with Banks*	255.50	329.98
(Tax deducted at Source ₹ 20.74 Cr., P.Y. ₹ 28.50 Cr.)		
Investments	—	—
Loans		
—Employees	0.35	0.35
Funds parked within CIL (Related Party)	1.53	1.67
Others	1.57	—
<b><u>Dividend Income</u></b>		
Investments in Subsidiaries	—	—
Investments in Mutual Funds	23.25	30.78
Investments in Govt Securities (8.5% Tax free Special Bonds)	—	0.60
<b><u>Other Non—Operating Income</u></b>		
Apex charges	—	—
Profit on Sale of Assets	0.02	—
Gain on Foreign exchange Transactions	—	—
Exchange Rate Variance	—	—
Lease Rent	4.01	4.01
(Tax deducted at Source ₹ 0.08 Cr., P.Y. ₹ 0.08 Cr.)		
Liability / Provision Write Backs	185.44	4.23
Excise Duty on Decrease in Stock	—	—
Miscellaneous Income	90.25	93.47
<b>Total</b>	<b>561.92</b>	<b>465.09</b>
<b>Miscellaneous Income :</b>		
Penalty/LD Recovery	33.42	23.87
Recovery Siding Charges	6.26	16.50
Recovery from Employees	10.24	9.89
Others	40.33	43.21
<b>Total</b>	<b>90.25</b>	<b>93.47</b>

\* Deposit with Banks includes interest on Escrow Account of ₹ 56.46 Crores. (P.Y. ₹ 53.29 Crores.) ( refer note — 21)

- 1 Mutual Fund have been purchased and redeemed during the year.
- 2 Interest Income — others includes interest accrued on Flexi Account maintained with Union Bank of India, New Delhi in the name of NBCC(I) Ltd. and the Company.
- 3 Others include Press Job Order supplies to the other subsidiaries of Coal India Limited of ₹ 0.86 Crores (P.Y. ₹ 0.68 Crores).
- 4 Others include recovery of rent from outsider of ₹ 0.34 Crores (P.Y. ₹ 0.24 Crores)

## NOTES TO THE CONSOLIDATED FINANCIAL STATEMENTS AS AT 31ST MARCH, 2017

## NOTE – 26 : COST OF MATERIALS CONSUMED

(₹ in Crores)

	<u>For the year ended 31.03.2017</u>	<u>For the year ended 31.03.2016</u>
Explosives	175.85	205.80
Timber	0.77	1.13
Oil & Lubricants	350.93	330.91
HEMM Spares	179.21	155.99
Other Consumable Stores & Spares	92.74	113.80
<b>Total</b>	<b><u>799.50</u></b>	<b><u>807.63</u></b>

## NOTES TO THE CONSOLIDATED FINANCIAL STATEMENTS AS AT 31ST MARCH, 2017

## NOTE – 27 : CHANGES IN IVENTORIES OF FINISHED GOODS, WORK IN PROGRESS AND STOCK IN TRADE

(₹ in Crores)

	For the year ended 31.03.2017	For the year ended 31.03.2016
Opening Stock of Coal	1,314.27	1,178.54
Add: Adjustment of opening stock	0.09	—
Less: Deterioration of Coal*	0.65	—
	<u>1,313.71</u>	<u>1,178.54</u>
Closing Stock of Coal	1,926.28	1,314.27
Less: Deterioration of Coal*	1.11	0.65
	<u>1,925.17</u>	<u>1,313.62</u>
<b>A. Change in Inventory of Coal</b>	<b>(611.46)</b>	<b>(135.08)</b>
Opening Stock of Workshop made finished goods and WIP	3.59	2.70
Add: Adjustment of Opening Stock	—	—
Less: Provision	—	—
	<u>3.59</u>	<u>2.70</u>
Closing Stock of Workshop made finished goods and WIP	4.76	3.59
Less: Provision	—	—
	<u>4.76</u>	<u>3.59</u>
<b>B. Change in Inventory of workshop</b>	<b>(1.17)</b>	<b>(0.89)</b>
Press Opening Job		
(i) Finished Goods	0.47	0.45
(ii) Work in Progress	0.52	0.52
	<u>0.99</u>	<u>0.97</u>
Less: Press Closing Job		
(i) Finished Goods	0.62	0.47
(ii) Work in Progress	0.35	0.52
	<u>0.97</u>	<u>0.99</u>
<b>C. Change in Inventory of Closing Stock of Press Job</b>	<b>0.02</b>	<b>(0.02)</b>
<b>“Change in Inventory of Stock in trade (A+B+C) { Decretion / ( Accretion) }”</b>	<b>(612.61)</b>	<b>(135.99)</b>

\* Refer Annexure B of Note 12

## NOTES TO THE CONSOLIDATED FINANCIAL STATEMENTS AS AT 31ST MARCH, 2017

## NOTE – 28 : EMPLOYEE BENEFITS EXPENSES

(₹ in Crores)

	<u>For the year ended 31.03.2017</u>	<u>For the year ended 31.03.2016</u>
Salary, Wages, Allowances ,Bonus etc.	2,877.81	2,821.44
Provision for National Coal Wages Agreement (NCWA) – X*	289.76	—
Executive Pay Revision	12.86	—
Ex–Gratia	231.76	226.17
Performance Related Pay	30.26	86.15
Contribution to P.F. & Other Funds	383.91	376.39
Gratuity	161.84	158.84
Leave Encashment	202.39	106.23
Voluntary Retirement Scheme	0.91	2.78
Workman Compensation	1.26	(0.18)
Medical Expenses for existing employees	34.74	30.43
Medical Expenses for retired employees	(26.13)	10.46
Grants to Schools & Institutions	25.16	20.08
Sports & Recreation	2.70	2.17
Canteen & Creche	0.35	0.31
Power – Township	105.91	108.55
Hire Charges of Bus, Ambulance etc.	7.30	5.98
Other Employee Benefits	58.94	54.12
<b>Total</b>	<b>4,401.73</b>	<b>4,009.92</b>
Details of Other Employee's Benefits :		
LTC/LLTC	13.32	17.26
LCS	6.64	3.44
HRA	21.02	20.91
Reimbursement of Gas	12.05	11.54
Others	5.91	0.97
<b>Total</b>	<b>58.94</b>	<b>54.12</b>



## NOTES TO THE CONSOLIDATED FINANCIAL STATEMENTS AS AT 31ST MARCH, 2017

## NOTE – 28 : EMPLOYEE BENEFITS EXPENSES (Contd...)

1. Pending finalisation of National Coal Wage Agreement (NCWA) – X for Non Executives, an estimated lump sum provision @ ₹8000/- per employee (Non – Executive) per month, considering total impact of increase in all elements of salary & wages (including the employer’s PF contribution), other employee benefits and all superannuation benefits like Gratuity etc, has been made for the period 01.07.2016 to 31.03.2017 amounting to ₹ 289.76 Crores and shown as “NCWA X – Provision” above vide letter no.– CIL/C–3(A)/31075/120, dated – 09.11.2016.
2. Pending finalisation of 3rd Pay Revision for Executives, an estimated lump sum provision @ ₹ 18,000/- per employee (Executive) per month, considering total impact of increase in all elements of salary & wages (including the employer’s PF contribution), other employee benefits and all superannuation benefit like Gratuity etc. has been made for the period 01.01.2017 to 31.03.2017 amounting to ₹ 12.86 Crores and shown as “Arrear Salary (Executives)” above vide letter no. – CIL/C–3(A)/31075/200, dated – 18.04.2017.
3. \* It includes the remuneration paid to Key Managerial Personnel. ( Refer para 6(d) of Note – 38)

## NOTE – 29 : CORPORATE SOCIAL RESPONSIBILITY EXPENSES

(₹ in Crores)

	For the year ended 31.03.2017	For the year ended 31.03.2016
CSR Expenses	30.29	212.90
<b>Total</b>	<b>30.29</b>	<b>212.90</b>

Particulars	In Cash	Yet to be paid in cash	Total
(i) Construction/acquisition of any assets	3.52	0.48	4.00
(ii) On purpose other than (i) above	12.77	13.52	26.29
<b>Total</b>	<b>16.29</b>	<b>14.00</b>	<b>30.29</b>

## NOTES TO THE CONSOLIDATED FINANCIAL STATEMENTS AS AT 31ST MARCH, 2017

## NOTE – 30 : REPAIRS

(₹ in Crores)

	For the year ended 31.03.2017	For the year ended 31.03.2016
Building	110.98	131.76
Plant & Machinery*	80.48	83.38
Others	13.93	18.24
<b>Total</b>	<b>205.39</b>	<b>233.38</b>
<b>Detail of Others :</b>		
Road & Culverts	6.28	7.02
Heavy Vehicle	2.54	2.57
Car & Jeep	0.54	0.68
Others	4.57	7.97
<b>Total</b>	<b>13.93</b>	<b>18.24</b>

\* Netted off with workshop Debit of ₹. 149.29 Crores (P.Y. ₹ 151.19 Crores).

## NOTES TO THE CONSOLIDATED FINANCIAL STATEMENTS AS AT 31ST MARCH, 2017

## NOTE – 31: CONTRACTUAL EXPENSES

(₹ in Crores)

	For the year ended 31.03.2017	For the year ended 31.03.2016
Others	13.93	18.24
Transportation Charges :		
Sand	0.17	0.45
Coal	326.22	295.65
Stores & Others	6.76	0.56
Wagon Loading	29.05	24.16
Hiring of Plant and Equipments	853.59	732.81
Other Contractual Work*	105.07	104.44
<b>Total</b>	<b>1,320.86</b>	<b>1,158.07</b>
<u>Details of Other Contractual Work :</u>		
Other Contractual Expenses	49.27	53.49
Miscellaneous Mining Jobs	55.68	50.84
Others	0.12	0.11
<b>Total</b>	<b>105.07</b>	<b>104.44</b>

\* Hiring of Plant and Equipment consist of Contractual Expenses in relation to extraction, transportation and loading of overburden removal.

## NOTES TO THE CONSOLIDATED FINANCIAL STATEMENTS AS AT 31ST MARCH, 2017

## NOTE – 32 : FINANCE COSTS

(₹ in Crores)

	For the year ended 31.03.2017	For the year ended 31.03.2016
<b>Interest Expenses</b>		
Borrowings		
— Loan from MCL ( Related Party)	0.29	—
— Others	1.45	10.06
Reclamation of Land/Mine Closure Expenses	—	—
Interest on Escrow Account	—	—
Unwinding of discounts	68.11	64.88
Funds parked within Group	—	—
Others	2.03	2.32
<b>Total</b>	<b>71.88</b>	<b>77.26</b>
<b>Others :</b>		
Interest on Pension Fund	0.10	0.08
Interest on Security Deposit of Employees	1.09	0.85
Others	0.84	1.39
	<b>2.03</b>	<b>2.32</b>

## NOTES TO THE CONSOLIDATED FINANCIAL STATEMENTS AS AT 31ST MARCH, 2017

## NOTE – 33 : PROVISIONS (NET OF REVERSAL)

(₹ in Crores)

	For the year ended 31.03.2017	For the year ended 31.03.2016
<b>(A) Provision made for</b>		
Doubtful debts	487.44	259.65
Doubtful Advances & Claims	—	7.97
Stores & Spares	3.49	0.26
Others (Prov. On CWIP)	9.63	13.73
<b>Total (A)</b>	<b>500.56</b>	<b>281.61</b>
<b>(B) Provision Reversal</b>		
Doubtful debts	25.26	93.62
Doubtful Advances & Claims	24.60	—
Stores & Spares		—
Others	—	—
<b>Total (B)</b>	<b>49.86</b>	<b>93.62</b>
<b>Total (A—B)</b>	<b>450.70</b>	<b>187.99</b>

## NOTES TO THE CONSOLIDATED FINANCIAL STATEMENTS AS AT 31ST MARCH, 2017

## NOTE – 34 : WRITE – OFF (NET OF PAST PROVISIONS)

(₹ in Crores)

	<u>For the year ended 31.03.2017</u>	<u>For the year ended 31.03.2016</u>
<b>(A) Provision made for</b>		
Doubtful debts	332.29	92.73
Less : Provided earlier	315.34	—
	<u>16.95</u>	<u>92.73</u>
Doubtful advances	9.85	—
Less : Provided earlier	6.01	—
	<u>3.84</u>	<u>—</u>
Stock of Coal	—	—
Less : Provided earlier	—	—
	—	—
Others	0.01	—
Less : Provided earlier	—	—
	<u>0.01</u>	<u>—</u>
<b>Total</b>	<u><b>20.80</b></u>	<u><b>92.73</b></u>

## NOTES TO THE CONSOLIDATED FINANCIAL STATEMENTS AS AT 31ST MARCH, 2017

## NOTE – 35 : OTHER EXPENSES

(₹ in Crores)

	For the year ended 31.03.2017	For the year ended 31.03.2016
Travelling expenses		
Domestic	21.04	23.47
Foreign	0.23	0.09
Training Expenses	7.43	4.59
Telephone & Postage	2.95	2.73
Advertisement & Publicity	3.23	5.84
Freight Charges	0.04	0.31
Demurrage	17.66	10.55
Donation/Subscription	—	—
Security Expenses	156.68	120.58
Service Charges of CIL	33.69	30.77
Hire Charges	44.18	43.09
CMPDI Charges	23.96	38.34
Legal Expenses	8.35	4.20
Bank Charges	0.20	0.23
Guest House Expenses	0.79	0.50
Consultancy Charges	3.00	4.15
Under Loading Charges	139.67	144.52
Loss on Sale/Discard/Surveyed of Assets	0.58	0.68
Auditor's Remuneration & Expenses		
For Audit Fees	0.28	0.14
For Taxation Matters	—	—
For Other Services	0.16	0.15
For Reimbursement of Exps.	0.10	0.11
Internal & Other Audit Expenses	2.29	2.51
Rehabilitation Charges	36.55	35.76
Royalty & Cess	818.23	513.05
Central Excise Duty	91.71	25.45

## NOTES TO THE CONSOLIDATED FINANCIAL STATEMENTS AS AT 31ST MARCH, 2017

## NOTE – 35 : OTHER EXPENSES (Contd...)

(₹ in Crores)

	For the year ended 31.03.2017	For the year ended 31.03.2016
Rent	0.57	0.94
Rates & Taxes	3.98	2.33
Insurance	0.85	0.79
Loss on Foreign Exchange Transactions	—	—
Loss on Exchange rate variance	—	—
Lease Rent	—	—
Rescue/Safety Expenses	2.55	2.63
Dead Rent/Surface Rent	0.08	0.18
Siding Maintenance Charges	22.87	11.85
Land/Crops Compensation	—	0.01
R & D expenses	0.22	0.95
Environmental & Tree Plantation Expenses	5.03	5.62
Expenses on Buyback of shares	—	—
Miscellaneous expenses	71.45	39.69
<b>Total</b>	<b>1,520.60</b>	<b>1,076.80</b>

1. Rehabilitation Charges As per the decision of Ministry of Coal, an amount of ₹ 36.55 Crores (PY ₹ 35.76 Crores) was debited to Rehabilitation expenses on the basis of debit memo received from CIL towards mobilisation of funds for implementation of action plan for shifting and rehabilitation, dealing with fire and stabilisation of unstable Areas at ECL and BCCL.
2. Service Charges of CIL amounting to ₹ 33.69 Crores (PY ₹ 30.77 Crores) levied by the Holding Company @ ₹ 5 per tonne of coal produced towards rendering various services like procurement , marketing, Corporate Service etc. based on agreement entered into, have been accounted for.
3. IICM charge amounting to ₹ 3.35 Crores (PY ₹ 3.07 Crores) levied by the Holding Company @ ₹ 0.50 per tonne of coal produced, has been accounted for.
4. Demurrage is net—off of L.B. charges recovered/recoverable form customer.
5. Research and Development expenses of ₹ 0.22 Crores for completed projects has been charged in the Statement of Profit and Loss as per advice received from Coal India Limited (CIL).



## NOTES TO THE CONSOLIDATED FINANCIAL STATEMENTS AS AT 31ST MARCH, 2017

## NOTE – 36 : TAX EXPENSES

(₹ in Crores)

	For the year ended 31.03.2017	For the year ended 31.03.2016
Current Year	1,030.65	1,281.61
Deferred tax	(46.46)	(102.40)
MAT Credit Entitlement	—	—
Earlier Years	—	—
<b>Total</b>	<b>984.19</b>	<b>1,179.21</b>

## NOTES TO THE CONSOLIDATED FINANCIAL STATEMENTS AS AT 31ST MARCH, 2017

## NOTE – 37 : OTHER COMPREHENSIVE INCOME

(₹ in Crores)

	For the year ended 31.03.2017	For the year ended 31.03.2016
<b>(A) (i) Items that will not be reclassified to profit or loss</b>		
Changes in revaluation surplus	—	—
Remeasurement of defined benefit plans	20.05	65.49
Equity instrument through OCI	—	—
Fair value changes relating to own credit risk of financial liabilities designated at FVTPL	—	—
Share of OCI in Joint ventures	—	—
	<u>20.05</u>	<u>65.49</u>
<b>(ii) Income tax relating to items that will not be reclassified to profit or loss</b>		
Changes in revaluation surplus	—	—
Remeasurement of defined benefit plans	8.32	24.83
Equity instrument through OCI	—	—
Fair value changes relating to own credit risk of financial liabilities designated at FVTPL	—	—
Share of OCI in Joint ventures	—	—
	<u>8.32</u>	<u>24.83</u>
<b>Total (A)</b>	<u>11.73</u>	<u>40.66</u>
<b>(B) (i) Items that will be reclassified to profit or loss</b>		
Exchange differences in translating the financial statements of a foreign operation	—	—
Debt instrument through OCI	—	—
The effective portion of gains and loss on hedging instruments in a cash flow hedge	—	—
Share of OCI in Joint ventures	—	—
	<u>—</u>	<u>—</u>
<b>(ii) Income tax relating to items that will be reclassified to profit or loss</b>		
Exchange differences in translating the financial statements of a foreign operation	—	—
Debt instrument through OCI	—	—
The effective portion of gains and loss on hedging instruments in a cash flow hedge	—	—
Share of OCI in Joint ventures	—	—
	<u>—</u>	<u>—</u>
<b>Total (B)</b>	<u>—</u>	<u>—</u>
<b>Total (A+B)</b>	<u>11.73</u>	<u>40.66</u>

**CENTRAL COALFIELDS LIMITED**

( A Miniratna Company)

**THE CONSOLIDATED FINANCIAL STATEMENTS  
AS AT 31ST MARCH, 2017**

The reconciliation as on 01.04.2015 (Transition Date) and as at year ended 31st March 2016 of Equity reported under erstwhile Indian GAAP (IGAAP) and Equity restated under Ind As are summarised below :

(₹ in Crores)

Particulars	As on 01.04.2015	As on 31.03.2016
<b>Equity as per Indian GAAP</b>	<b>5,812.38</b>	<b>5,973.47</b>
Ind AS Adjustment		
Mine Closure Provision as per Ind AS 16 (Net of Tax)	198.86	50.11
Effects of Prior period Adjustment (Net of Tax)	(9.57)	5.25
Proposed Dividend and Tax thereon	306.60	—
Debt component of compound financial instrument	—	—
Unwinding of discounting on Compound Financial Instrument	—	—
Impact of IND AS as on 01.04.2015 carried to 2015—16	—	189.29
<b>Equity as per Ind AS</b>	<b>6,308.27</b>	<b>6,218.12</b>

**NOTE — 38 : ADDITIONAL NOTES TO THE CONSOLIDATED FINANCIAL STATEMENTS  
FOR THE YEAR ENDED 31ST MARCH, 2017**

**1. FAIR VALUE MEASUREMENT****(a) Financial Instruments by Category**

	31st March 2017			31st March 2016			Cost	1st April 2015		
	FVTPL	FVTOCI	Amortised cost	FVTPL	FVTOCI	Amortised cost		FVTPL	FVTOCI	Amortised cost
<b>Financial Assets</b>										
Investments :										
Secured Bonds	—	—	—	—	—	—	—	—	—	9.42
Preference Share in Subsidiary	—	—	—	—	—	—	—	—	—	—
Mutual Fund	—			—				394.37		
Loans			0.59			0.92				1.26
Deposits & Receivable			1,090.94			1,916.27				1,703.85
Trade Receivables			1,293.79			1,365.43				1,424.86
Cash & Cash Equivalents			325.07			1,968.58				1,007.68
Other Bank Balances			1,349.08			2,090.19				2,395.58
<b>Financial Liabilities</b>										
Borrowings			2,603.78			929.00				—
Trade payables			134.22			178.60				130.94
Security Deposit and Earnest money			292.59			200.91				215.65
Other Liabilities			20.20			21.64				25.32

**(b) Fair Value Hierarchy**

Table below shows judgments and estimates made in determining the fair values of the financial instruments that are (a) recognized and measured at fair value and (b) measured at amortised cost and for which fair values are disclosed in the financial statements. To provide an indication about the reliability of the inputs used in determining fair value, the company has classified its financial instruments into the three levels prescribed under the accounting standard. An explanation of each level follows underneath the table.

Financial assets and liabilities measured at fair value – recurring fair value measurement	31st March 2017			31st March 2016			1st April 2015		
	Level I	Level II	Level III	Level I	Level II	Level III	Level I	Level II	Level III
<b>Financial Assets at FVTPL</b>									
Investments :									
Mutual Fund	—	—	—	—	—	—	394.37	—	—
<b>Financial Liabilities</b>									
If any item	—	—	—	—	—	—	—	—	—

**NOTE — 38 : ADDITIONAL NOTES TO THE CONSOLIDATED FINANCIAL STATEMENTS  
FOR THE YEAR ENDED 31ST MARCH, 2017**

Financial assets and liabilities measured at amortised cost for which fair values are disclosed at 31st March, 2017	31st March 2017			31st March 2016			1st April 2015		
	Level I	Level II	Level III	Level I	Level II	Level III	Level I	Level II	Level III
<b>Financial Assets at amortised cost</b>									
Loans			0.59			0.92			1.26
Deposits & Receivable			1090.94			1916.27			1703.85
Trade Receivables			1293.79			1365.43			1424.86
Cash & Cash Equivalents			325.07			1968.58			1007.68
Other Bank Balances			1349.08			2090.19			2395.58
<b>Financial Liabilities</b>									
Preference Share			—			—			—
Borrowings			2603.78			929.00			—
Trade payables			134.22			178.60			130.94
Security Deposit and Earnest money			292.59			200.91			215.65
Other Liabilities			20.20			21.64			25.32

Level I : Level I hierarchy includes financial instruments measured using quoted prices. This includes mutual funds that have quoted price and are valued using the closing NAV.

Level II : The fair value of financial instruments that are not traded in an active market is determined using valuation techniques which maximize the use of observable market data and rely as little as possible on entity—specific estimates. If all significant inputs required to fair value an instrument are observable, the instrument is included in level II.

Level III: If one or more of the significant inputs is not based on observable market data, the instrument is included in level III.

This is the case for unlisted equity securities, preference shares, borrowings, security deposits and other liabilities taken included in level III.

**(c) Valuation technique used in determining fair value**

Valuation techniques used to value financial instruments include:

- The use of quoted market prices of instruments
- The fair value of the remaining financial instruments is determined using discounted cash flow analysis.

**NOTE — 38 : ADDITIONAL NOTES TO THE CONSOLIDATED FINANCIAL STATEMENTS  
FOR THE YEAR ENDED 31ST MARCH, 2017**

Fair value measurements using significant unobservable inputs. At present there are no fair value measurements using significant unobservable inputs.

**(d) Fair values of financial assets and liabilities measured at amortized cost**

(₹ in Crores)

Particulars	31st March 2017		31st March, 2016		1st April 2015	
	Carrying Amount	Fair Value	Carrying Amount	Fair Value	Carrying Amount	Fair Value
<b>Financial Assets</b>						
Loans	0.59	0.59	0.92	0.92	1.26	1.26
<b>Financial liabilities</b>						
Borrowings	2603.78	2603.78	929.00	929.00	—	—
Security Deposit and Earnest money	292.59	292.59	200.91	200.91	215.65	215.65

The carrying amounts of trade receivables, short term deposits, cash and cash equivalents, trade payables are considered to be the same as their fair values, due to their short—term nature.

Other Financial assets accounted at amortized cost is not carried at fair value only if same is not material.

## 2. Risk Analysis and Management

### Financial risk management objectives and policies

The Company's principal financial liabilities, comprise Loans and Borrowings, Trade and Other Payables. The main purpose of these financial liabilities is to finance the Company's operations and to provide guarantees to support its operations. The Company's principal financial assets include Loans, Trade and Other Receivables and Cash and Cash Equivalents that is derived directly from its operations.

### Fuel Supply Agreements

As contemplated in and in accordance with the terms of the NCDP, we enter into legally enforceable FSAs with our customers or with State Nominated Agencies that in turn enters into appropriate distribution arrangements with end customers. Our FSAs can be broadly categorized into:

- FSAs with customers in the power utilities sector, including State Power Utilities, Private Power Utilities ("PPUs") and Independent Power Producers ("IPPs");
- FSAs with customers in non—power industries (including captive power plants ("CPPs")); and
- FSAs with State Nominated Agencies.

### E – Auction Scheme

The E—Auction scheme of coal has been introduced to provide access to coal for customers who were not able to source their coal requirement through the available institutional mechanisms under the NCDP for various reasons, for example, due to a less than full allocation of their normative requirement under NCDP, seasonality of their coal requirement and limited requirement of coal that does not warrant a long—term linkage. The quantity of coal to be offered under E—Auction is reviewed from time to time by the MoC.

**NOTE — 38 : ADDITIONAL NOTES TO THE CONSOLIDATED FINANCIAL STATEMENTS  
FOR THE YEAR ENDED 31ST MARCH, 2017**

**Expected Credit losses for trade receivables under simplified approach As on 31.03.2017**

(₹ in Crores.)

Ageing	Due for 2 months	Due for 6 months	Due for 1 year	Due for 2 years	Due for 3 years	Due for more than 3 years	Total
Gross carrying amount	491.93	503.26	538.78	300.89	90.72	244.23	2169.81
Expected Loss Rate*	22.08	43.16	25.68	27.68	93.01	100.00	40.37
Expected credit losses (Loss allowance provision)	108.59	217.19	138.34	83.29	84.38	244.23	876.02

**As on 31.03.2016**

(₹ in Crores.)

Ageing	Due for 2 months	Due for 6 months	Due for 1 year	Due for 2 years	Due for 3 years	Due for more than 3 years	Total
Gross carrying amount	946.30	231.96	260.08	152.46	138.57	365.23	2094.60
Expected Loss Rate*	2.74	18.49	37.88	78.57	60.54	98.07	34.81
Expected credit losses (Loss allowance provision)	25.90	42.90	98.52	119.79	83.89	358.18	729.18

**As on 01.04.2015**

(₹ in Crores.)

Ageing	Due for 2 months	Due for 6 months	Due for 1 year	Due for 2 years	Due for 3 years	Due for more than 3 years	Total
Gross carrying amount	322.38	571.85	289.77	179.62	251.17	373.22	1988.01
Expected Loss Rate*	4.80	5.41	11.68	37.11	66.52	66.76	28.33
Expected credit losses (Loss allowance provision)	15.48	30.96	33.84	66.66	167.06	249.15	563.15

\*Expected credit losses (loss allowance provision) have been assessed on the basis of detailed analysis of all the trade receivables. The expected loss rate over gross carrying amount have been derived accordingly.

**NOTE — 38 : ADDITIONAL NOTES TO THE CONSOLIDATED FINANCIAL STATEMENTS  
FOR THE YEAR ENDED 31ST MARCH, 2017**

Reconciliation of loss allowance provision – Trade receivables

<b>Loss allowance on 01.04.2015</b>	<b>563.15</b>
Change in loss allowance	166.03
<b>Loss allowance on 31.03.2016</b>	<b>729.18</b>
Changes in loss allowance	146.84
<b>Loss allowance on 31.03.2017</b>	<b>876.02</b>

**Significant estimates and judgments Impairment of financial assets**

The impairment provisions for financial assets disclosed above are based on assumptions about risk of default and expected loss rates. The company uses judgment in making these assumptions and selecting the inputs to the impairment calculation, based on the company's past history, existing market conditions as well as forward looking estimates at the end of each reporting period.

**A. Liquidity Risk**

Prudent liquidity risk management implies maintaining sufficient cash and marketable securities and the availability of funding through an adequate amount of committed credit facilities to meet obligations when due. Due to the dynamic nature of the underlying businesses, company treasury maintains flexibility in funding by maintaining availability under committed credit lines.

Management monitors forecasts of the company's liquidity position (comprising the undrawn borrowing facilities below) and cash and cash equivalents on the basis of expected cash flows. This is generally carried out at local level in the operating companies of the company in accordance with practice and limits set by the company.

**Financing arrangements**

The company had access to the following undrawn borrowing facilities at the end of the reporting period :

<b>Particulars</b>	<b>31.03.2017</b>	<b>31.03.2016</b>	<b>01.04.2015</b>
Expiring within one year (Bank overdraft and other facilities)	87.50	—	—
Expiring beyond one year (Bank Loans)	—	—	—

**B. Market Risk**

**a) Cash flow and fair value interest rate risk**

The company's main interest rate risk arises from bank deposits with change in interest rate exposes the company to cash flow interest rate risk. Company policy is to maintain most of its deposits at fixed rate.

Company manages the risk using guidelines from Department of public enterprises (DPE), diversification of bank deposits credit limits and other securities.



**NOTE — 38 : ADDITIONAL NOTES TO THE CONSOLIDATED FINANCIAL STATEMENTS  
FOR THE YEAR ENDED 31ST MARCH, 2017**

**C. Capital management**

The company being a government entity manages its capital as per the guidelines of Department of Investment and Public Asset Management under Ministry of Finance.

Capital Structure of the company is as follows :

( ₹ in Crores)

Particulars	31.03.2017	31.03.2016	01.04.2015
Equity Share capital	940.00	940.00	940.00
Preference share capital	—	—	—
Long term debt	1200.00	—	—

**3. Company Information**

( ₹ in Crores)

Name	Relationship with CIL (holding company)	Principal activities	Country of Incorporation	% of Equity interest of CIL		
				31.03.2017	31.03.2016	01.04.2015
Central Coalfields Ltd	Subsidiary Company	Mining & Production of Coal	India	100%	100%	100%

**4. Employee Benefits: Recognition and Measurement (Ind AS–19)**

**i) Provident Fund :**

Company pays fixed contribution towards Provident Fund and Pension Fund at pre – determined rates to a separate trust named Coal Mines Provident Fund (CMPF), which invests the fund in permitted securities. The contribution towards the fund during the year is ₹ 325.97 Crores has been recognized in the Statement of Profit & Loss (Note 28).

ii) The Company operates some defined benefit plans as follows which are valued on actuarial basis:

(a) Funded –

- Gratuity
- Leave Encashment

(b) Unfunded

- Life Cover Scheme
- Settlement Allowance
- Group Personal Accident Insurance
- Leave Travel Concession
- Medical Benefits
- Compensation to dependent on Mine Accident Benefits

Total liability as on 31.03.2017 based on valuation made by the Actuary, details of which are mentioned below is ₹2,301.83 Crore.

**NOTE — 38 : ADDITIONAL NOTES TO THE CONSOLIDATED FINANCIAL STATEMENTS  
FOR THE YEAR ENDED 31ST MARCH, 2017**

**LONG TERM PROVISIONS:**

Liabilities with regard to the Gratuity plan are determined by actuarial valuation at each Balance Sheet date using the Projected Unit Credit method. The Actuarial Gratuity liability is covered by LIC policy. The shortfall between the actuarial liability and liability covered by the LIC policy as on 01.04.2016 was ₹ 212.72 Crores (Including Gratuity Claims Receivable ₹.34.51 Crores). The liability towards Incremental Gratuity for the year 2016–17 is ₹ 127.84 Crores. The Company has made payment of ₹ 250.00 Crores during the Year 2016–17 against death premium. The Closing shortfall balance of liability for Gratuity is ₹ 90.56 Crores (inclusive of gratuity claims receivable from Gratuity Trust ₹ 61.59 Crores). Trustees administered contribution made to the Trust and contributions are invested with Employees Group Gratuity Cash Accumulation Scheme with Life Insurance Corporation of India. The following table sets out the gratuity plan and the amounts recognized in the Company's Financial Statements as at 31st March, 2017.

The actuarial liability as on 31.03.2017:

(₹ in Crores)

Head	Opening Actuarial Liability as on 01.04.2016	Incremental Liability during the Year	Closing Actuarial Liability as on 31.03.2017
Gratuity	1565.84	24.50	1590.34
Earned Leave	328.37	80.02	408.39
Half Pay Leave	49.78	9.58	59.36
Life Cover Scheme	10.73	0.49	11.22
Settlement Allowance Executives	6.18	(5.57)	0.61
Settlement Allowance Non-executives	17.92	0.24	18.16
Group Personal Accident Insurance Scheme	0.16	—	0.16
Leave Travel Concession	33.07	1.14	34.21
PRMB	151.06	2.12	153.18
Compensation to dependents in case of mine accidental death	25.70	0.50	26.20
<b>Total</b>	<b>2,188.81</b>	<b>113.02</b>	<b>2,301.83</b>

**iii) Disclosure as per Actuary's Certificate**

The disclosures as per actuary's certificate for employee benefits for Gratuity (funded) and Leave Encashment (funded) are given below: –

**NOTE — 38 : ADDITIONAL NOTES TO THE CONSOLIDATED FINANCIAL STATEMENTS  
FOR THE YEAR ENDED 31ST MARCH, 2017**

**Actuarial Valuation Of Gratuity Liability As At 31.03.2017  
Certificates As Per Ind As 19 (2015)**

(₹ in Crores)

<b>Changes in Present Value of defined benefit obligations</b>	<b>As at 31.03.2017</b>	<b>As at 31.03.2016</b>
Present Value of obligation at beginning of the period	1,565.84	1,582.69
Current Service Cost	115.01	104.66
Interest Cost	106.40	119.39
Actuarial (Gain) / Loss on obligations due to change in financial assumption	92.46	—
Actuarial (Gain) / Loss on obligations due to unexpected experience	(93.01)	(60.21)
Benefits Paid	196.35	180.69
Present Value of obligation at end of the period	1,590.34	1,565.84

(₹ in Crores)

<b>Changes in Fair Value of Plan Assets</b>	<b>As at 31.03.2017</b>	<b>As at 31.03.2016</b>
Fair Value of Plan Asset at beginning of the period	1,387.62	1,446.89
Interest Income	100.60	115.75
Employer Contributions	250.00	0.39
Benefits Paid	196.35	180.69
Return on Plan Assets excluding Interest income	19.49	5.27
Fair Value of Plan Asset as at end of the period	1,561.37	1,387.62

(₹ in Crores)

<b>Statement showing Reconciliation to Balance Sheet</b>	<b>As at 31.03.2017</b>	<b>As at 31.03.2016</b>
Funded Status	(28.97)	(178.21)
Unrecognized actuarial (gain) / loss at end of the period	—	—
Fund Asset	1,561.37	1,387.62
Fund Liability	1,590.34	1,565.83

<b>Statement showing Plan Assumptions:</b>	<b>As at 31.03.2017</b>	<b>As at 31.03.2016</b>
Discount Rate	7.00%	8.00%
Expected Return on Plan Asset	7.00%	8.00%
Rate of Compensation Increase (Salary Inflation)	9.00% for Executives and 6.50% for Non-Executives	6.25%
Average Expected Future Service (Remaining Working Life)	14	13
Average Duration of Liabilities	—	—
Mortality Table	IALM 2006–2008 ULTIMATE	
Superannuation at Age–Male	60	60
Superannuation at Age–Female	60	60
Early Retirement and Disablement	1.00%	1.00%

**NOTE — 38 : ADDITIONAL NOTES TO THE CONSOLIDATED FINANCIAL STATEMENTS  
FOR THE YEAR ENDED 31ST MARCH, 2017**

(₹ in Crores)

<b>Expense Recognized in Statement of Profit / Loss</b>	<b>As at 31.03.2017</b>	<b>As at 31.03.2016</b>
Current Service Cost	115.01	104.66
Net Interest Cost	5.80	3.63
Benefit Cost (Expense recognized in Statement of Profit/Loss)	120.81	108.30

(₹ in Crores)

<b>Other Comprehensive Income</b>	<b>As at 31.03.2017</b>	<b>As at 31.03.2016</b>
Actuarial (Gain) / Loss on obligations due to change in financial assumption	92.46	—
Actuarial (Gain) / Loss on obligations due to unexpected experience	(93.02)	(60.21)
Total Actuarial (Gain) / Loss	(0.56)	(60.21)
Return on Plan Asset, excluding Interest Income	19.49	5.27
Balance at the end of the period	(20.05)	(65.49)
Net (Income) / Expense for the period recognised in Other Comprehensive Income	(20.05)	(65.49)

<b>Table Showing Allocation of Plan Asset at end Measurement Period</b>	<b>As at 31.03.2017</b>	<b>As at 31.03.2016</b>
Cash & Cash Equivalents	—	—
Investment Funds	—	—
Derivatives	—	—
Asset-Backed Securities	—	—
Structured Debt	—	—
Real Estates	—	—
Special Deposit Scheme	—	—
State Government Securities	—	—
Government of India Assets	—	—
Corporate Bonds	—	—
Debt Securities	—	—
Annuity Contracts/Insurance Fund	—	—
<b>Total</b>	<b>—</b>	<b>—</b>

<b>Table Showing Total Allocation in % of Plan Asset at end Measurement Period</b>	<b>As at 31.03.2017</b>	<b>As at 31.03.2016</b>
Cash & Cash Equivalents	—	—
Investment Funds	—	—
Derivatives	—	—
Asset-Backed Securities	—	—
Structured Debt	—	—
Real Estates	—	—
Special Deposit Scheme	—	—
State Government Securities	—	—
Government of India Assets	—	—
Corporate Bonds	—	—
Debt Securities	—	—
Annuity Contracts/Insurance Fund	—	—
Other	—	—
<b>Total</b>	<b>—</b>	<b>—</b>

**NOTE — 38 : ADDITIONAL NOTES TO THE CONSOLIDATED FINANCIAL STATEMENTS  
FOR THE YEAR ENDED 31ST MARCH, 2017**

Table 9: Disclosure Item	
Mortality Table	
Age	Mortality (Per Annum)
25	0.000984
30	0.001056
35	0.001282
40	0.001803
45	0.002874
50	0.004946
55	0.007888
60	0.011534
65	0.0170085
70	0.0258545

Sensitivity Analysis	As at 31.03.2017		As at 31.03.2016	
	Increase	Decrease	Increase	Decrease
Discount Rate (-/+ 0.5%)	1532.30	1652.37	–	–
% Change Compared to base due to sensitivity	-3.65%	3.90%	–	–
Salary Growth (-/+ 0.5%)	1601.32	1578.42	–	–
% Change Compared to base due to sensitivity	0.69%	-0.75%	–	–
Attrition Rate (-/+ 0.5%)	1592.25	1588.44	–	–
% Change Compared to base due to sensitivity	0.12%	-0.12%	–	–
Mortality Rate (-/+ 10%)	1601.64	1579.05	–	–
% Change Compared to base due to sensitivity	0.71%	-0.71%	–	–

Statement Showing Cash Flow Information	(Amount ₹ in Crores)
Next Year Total (Expected)	1580.60
Minimum Funding Requirements	98.83
Company's Discretion	–

Statement Showing Benefit Information Estimated Future payments (Past Service)	
Year	(Amount ₹ in Crores)
1	186.17
2	179.35
3	170.36
4	154.67
5	141.58
6 to 10	693.54
More than 10 years	1578.49
Total Undiscounted Payments Past and Future Service	–
Total Undiscounted Payments related to Past Service	3104.17
Less Discount For Interest	1513.83
Projected Benefit Obligation	1590.34

**NOTE — 38 : ADDITIONAL NOTES TO THE CONSOLIDATED FINANCIAL STATEMENTS  
FOR THE YEAR ENDED 31ST MARCH, 2017**

<b>Table Showing Outlook Next Year Components of Net Periodic benefit Cost Next Period</b>	
	Indian Rupees(INR)
Current service Cost (Employer portion Only) Next period	95,69,34,577
Interest Cost next period	10,85,51,1577
Expected Return on Plan Asset	1,13,19,95,300
Unrecognized past service Cost	-
Unrecognized actuarial/gain loss at the end of the period	-
Settlement Cost	-
Curtailment Cost	-
other( Actuarial Gain/loss)	-
<b>Benefit Cost</b>	<b>91,04,50,853</b>

(₹ in Crores)

<b>Statement Showing expected return on Plan Asset at end Measurement</b>	<b>As at 31.03.2017</b>	<b>As at 31.03.2016</b>
Current liability	179.77	198.50
Non-Current Liability	1,410.57	1,367.34
<b>Net Liability</b>	<b>1,590.34</b>	<b>1,565.84</b>

**ACTUARIAL VALUATION OF LEAVE ENCASHMENT BENEFIT (EL/HPL) AS AT 31.03.2017  
CERTIFICATES AS PER IND AS 19 (2015)**

(₹ in Crores)

<b>Changes in Present Value of defined benefit obligations</b>	<b>As at 31.03.2017</b>	<b>As at 31.03.2016</b>
Present Value of obligation at beginning of the period	378.15	388.66
Current Service Cost	50.72	40.79
Interest Cost	23.32	26.42
Actuarial (Gain) / Loss on obligations due to change in financial assumption	66.86	-
Actuarial (Gain) / Loss on obligations due to unexpected experience	61.48	39.02
Benefits Paid	112.79	116.75
<b>Present Value of obligation at end of the period</b>	<b>467.75</b>	<b>378.15</b>

(₹ in Crores)

<b>Changes in Fair Value of Plan Assets</b>	<b>As at 31.03.2017</b>	<b>As at 31.03.2016</b>
Fair Value of Plan Asset at beginning of the period	-	-
Interest Income	6.73	-
Employer Contributions	382.96	-
Benefits Paid	112.79	-
Return on Plan Assets excluding Interest income	(-)0.33	-
<b>Fair Value of Plan Asset as at end of the period</b>	<b>276.57</b>	<b>-</b>

**NOTE — 38 : ADDITIONAL NOTES TO THE CONSOLIDATED FINANCIAL STATEMENTS  
FOR THE YEAR ENDED 31ST MARCH, 2017**

(₹ in Crores)

Statement showing reconciliation to Balance Sheet	As at 31.03.2017	As at 31.03.2016
Funded Status	(191.18)	(378.15)
Unrecognized actuarial (gain) / loss at end of the period	–	–
Fund Asset	276.57	–
Fund Liability	467.75	378.15

(₹ in Crores)

Statement showing Plan Assumptions:	As at 31.03.2017	As at 31.03.2016
Discount Rate	7.25%	8.00%
Expected Return on Plan Asset	7.25%	NA
Rate of Compensation Increase (Salary Inflation)	9.00% for Executives and 6.50% for Non- Executives	6.25% p.a.
Average Expected Future Service (Remaining Working Life)	14	14
Average Duration of Liabilities	14	14
Mortality Table	IALM 2006–2008 ULTIMATE	
Superannuation at Age–Male	60	60
Superannuation at Age–Female	60	60
Early Retirement and Disablement	1.00%	1.00%
Voluntary Retirement	Ignored	Ignored

(₹ in Crores)

Expense Recognized in Statement of Profit / Loss	As at 31.03.2017	As at 31.03.2016
Current Service Cost	50.72	40.79
Net Interest Cost	16.59	26.42
Net Actuarial Gain / Loss	128.68	39.02
Benefit Cost (Expense recognised in Statement of Profit/Loss)	195.99	106.23

Other Comprehensive Income	As at 31.03.2017	As at 31.03.2016
Actuarial gain/loss on obligations due to Change in Financial Assumption	–	–
Actuarial gain/loss on obligations due to Change in Demographic assumption	–	–
Actuarial gain/loss on obligations due to Unexpected Experience	–	–
Actuarial gain/loss on obligations due to Other reason	–	–
Total Actuarial (gain)/losses	–	–
Return on Plan Asset, Excluding Interest Income	–	–
The effect of asset ceiling	–	–
Balance at the end of the Period	–	–
Net(Income)/Expense for the Period Recognized in OCI	–	–

**NOTE — 38 : ADDITIONAL NOTES TO THE CONSOLIDATED FINANCIAL STATEMENTS  
FOR THE YEAR ENDED 31ST MARCH, 2017**

Mortality Table	
Age	Mortality (Per Annum)
25	0.000984
30	0.001056
35	0.001282
40	0.001803
45	0.002874
50	0.004946
55	0.007888
60	0.011534
65	0.0170085
70	0.0258545

(₹ in Crores)

Sensitivity Analysis	Increase	Decrease
Discount Rate (-/+ 0.5%)	447.26	489.08
% Change Compared to base due to sensitivity	-0.0438	0.0456
Salary Growth (-/+ 0.5%)	485.76	450.25
% Change Compared to base due to sensitivity	0.0385	-0.0374
Attrition Rate (-/+ 0.5%)	468.50	466.86
% Change Compared to base due to sensitivity	0.0016	-0.0019
Mortality Rate (-/+ 10%)	470.13	465.36
% Change Compared to base due to sensitivity	0.0051	-0.0051

Table Showing Benefit Information Estimated Future payments	
year	Indian Rupees(INR)
1	37,65,70,970
2	40,18,08,647
3	43,31,87,506
4	37,58,86,683
5	37,72,84,737
6 to 10	1,99,08,04,565
More than 10 years	6,17,73,64,520
Total Undiscounted Payments Past and Future Service	—
Total Undiscounted Payments related to Past Service	10,13,29,07,628
Less Discount For Interest	5,45,54,22,058
Projected Benefit Obligation	4,67,74,85,570

Statement Showing expected return on Plan Asset at end Measurement	As at 31.03.2017	As at 31.03.2016
Current liability	36.36	42.85
Non-Current Liability	431.39	335.30
<b>Net Liability</b>	<b>467.75</b>	<b>378.15</b>



**NOTE — 38 : ADDITIONAL NOTES TO THE CONSOLIDATED FINANCIAL STATEMENTS  
FOR THE YEAR ENDED 31ST MARCH, 2017**

**5. Unrecognized items:****a) Contingent Liabilities**

Claims against the Company not acknowledged as debts (including interest, wherever applicable)

(₹ in Crores)

Claims against the company not acknowledged as debt			
		31.03.2017	31.03.2016
1	<b>Central Govt.</b>		
	Income Tax	660.10	615.46
	Central Excise	106.23	101.66
2	<b>State Govt. and Local authorities</b>		
	Royalty	536.30	536.28
	Entry Tax	25.00	25.00
	MADA	275.09	229.49
	Sales Tax /Vat/Elect. Duty	1,551.27	1,386.86
3	<b>Central Public Sector Enterprises</b>		
	Suit against the company under litigation	0.00	0.00
4	<b>Others</b>	831.03	734.30
	<b>Total</b>	<b>3,985.03</b>	<b>3,629.05</b>

**b) Capital Commitments**

Estimated amount of contracts remaining to be executed on capital account and not provided for (net of advance) is ₹ 959.63 Crores as on 31.03.2017 (Previous Year ₹ 115.66 Crores).

**c) Other Commitments**

Estimated amount of contracts remaining to be executed and not provided for (net of advance) is ₹ 8654.82 Crores as on 31.03.2017 (Previous Year ₹ 3547.50 Crores).

**d) Letter of Credit :**

As on 31.03.2017 outstanding letters of credit is ₹ 46.91 Crores (₹ 21.97 Crores) .

**NOTE — 38 : ADDITIONAL NOTES TO THE CONSOLIDATED FINANCIAL STATEMENTS  
FOR THE YEAR ENDED 31ST MARCH, 2017**

**Provisions :** The position and movement of various provisions except those relating to employee benefits which are valued actuarially, as on 31.03.2017 are given below :

Provisions	Opening Balance as on 1.04.2016	Addition during the year	Write back/ Adj. during the year	Unwinding of discounts	Closing Balance as on 31.03.2017
<b>Property, Plant and Equipment :</b>					
Impairment of Assets :	40.93	10.45	—	—	51.38
<b>Capital Work in Progress :</b>					
Against CWIP :	117.99	9.63	(3.84)	—	127.62
<b>Exploration And Evaluation Assets :</b>	2.21		(0.67)	—	1.54
Provision and Impairment:					
<b>Non Current Assets Held For Sale :</b>					
Provision :	—	—	—	—	—
<b>Loans :</b>	—	—	—	—	—
Other Loans :					
<b>Other Financial Assets:</b>					
Current Account with Subsidiaries :	—	—	—	—	—
Claim receivables :	—	4.25	—	—	4.25
Other Receivables :	1.83	1.72	—	—	3.55
<b>Other Non-Current Assets :</b>					
Exploratory Drilling Work :	—	—	—	—	—
Capital Advance :	1.21	—	(1.19)	—	0.02
Against Security Deposit for Utilities :	0.14	—	(0.14)	—	—
Others Deposits :	0.25	—	(0.25)	—	—
<b>Other Current Assets :</b>					
Advances for Revenue :	0.55	0.30	(0.15)	—	0.70
Advance Payment Against Statutory Dues :	0.89	—	(0.68)	—	0.21
Other Deposits :	40.55	—	(39.03)	—	1.52
Cenvat and Vat Credit Receivable	6.46	—	(0.87)	—	5.59
Other Receivables :	—	7.29	—	—	7.29
<b>Inventories :</b>					
Stock of Coal :	0.65	0.55	(0.09)	—	1.11
Stock of Stores & Spares :	41.30	3.49	—	—	44.79
<b>Trade Receivables :</b>					
Provision for bad & doubtful debts :	729.18	487.44	(340.60)	—	876.02
<b>Non-Current &amp; Current Provision :</b>					
Performance related pay :	541.00	30.26	(313.43)	—	257.83
NCWA-X:	—	289.76	—	—	289.76
Mine Closure:	903.92	—	—	68.11	972.03
Others:	2367.87	—	(90.79)	—	2277.08

**NOTE — 38 : ADDITIONAL NOTES TO THE CONSOLIDATED FINANCIAL STATEMENTS  
FOR THE YEAR ENDED 31ST MARCH, 2017**

**6. Other Information****a) Government Assistance**

Subsidy for Sand Stowing & Protective Works includes ₹ 0.60 Crores received from Ministry of Coal, Government of India in terms of Coal Mines (Conservation & Development) Act, 1974 towards reimbursement of expenditure incurred for the Sand Stowing & Protective Works by NEC during the F.Y. 2016–17.

**b) Segment Reporting**

Presently there is one single reportable segment being sale of Coal.

**c) Earnings per share**

(₹ in Crores)

Sl. No.	Particulars	PAT		PAT INCLUDING OCI	
		For the year ended 31.03.2017	For the year ended 31.03.2016	For the year ended 31.03.2017	For the year ended 31.03.2016
i)	Net profit after tax attributable to Equity Share Holders	1388.83	1929.40	1400.56	1970.06
ii)	Weighted Average no. of Equity Shares Outstanding	94 Lakhs	94 Lakhs	94 Lakhs	94 Lakhs
iii)	Basic and Diluted Earnings per Share in Rupees (Face value ₹1000/- per share)	1477.48	2052.55	1489.96	2095.81

**d) Related Party Disclosures****(i) Key Managerial Personnel**

Mr. Gopal Singh, Chairman–Cum–Managing Director

Mr. D. K. Ghosh, Director (Finance)

Mr. R.S. Mahapatro, Director (P&IR)

Mr. P. K. Tiwari, Director (Technical) (upto 30.09.2016)

Mr. S. Chandra, Director (Technical/Operations)

Mr. A. K. Mishra, Director (Technical/P & P) (From 01.10.2016)

Mr. C.V.N. Gangaram, Company Secretary ( up to 31.01.2017)

**(ii) Independent Directors**

Mr. Ashok Gupta

Mr. Bharat Bhusan Goyal

**NOTE — 38 : ADDITIONAL NOTES TO THE CONSOLIDATED FINANCIAL STATEMENTS  
FOR THE YEAR ENDED 31ST MARCH, 2017**

**(iii) Remuneration of Key Managerial Personnel**

(₹ in Crores)

Sl. No.	Payment to CMD, Whole Time Directors and Company Secretary	For the year ended 31.03.2017	For the year ended 31.03.2016
i)	<b>Short Term Employee Benefits</b>		
	Gross Salary	2.83	1.32
	Perquisites	0.22	0.10
	Medical Benefits	0.01	0.01
ii)	<b>Post-Employment Benefits</b>		
	Contribution to P.F. & other fund	0.19	0.14
iii)	<b>Termination Benefits (Paid at the time of separation)</b>		
	Leave Encashment	0.36	—
	Gratuity	0.20	—
	<b>TOTAL</b>	<b>3.81</b>	<b>1.57</b>

Provision on the basis of actuarial valuation of defined benefits have not been considered in the above Director's remuneration.

- (i) Besides above, whole time Directors have been allowed to use of cars for private journey up to a ceiling of 1000 KMs on payment of ₹ 2,000 per month as per service conditions.

(₹ in Crores)

(ii)	Sl. No.	Payment to Independent Directors	For the year ended 31.03.2017	For the year ended 31.03.2016
	i)	Sitting Fees	0.24	0.03

**Balances Outstanding as on 31.03.2017**

Sl. No.	Particulars	As on 31.03.2017	As on 31.03.2016
i)	Amount Payable	Nil	Nil
ii)	Amount Receivable	Nil	Nil

**(iv) Related Party Transactions Within Company**

The Company being a Government related entity is exempt from the general disclosure requirements in relation to related party transactions and outstanding balances with the controlling Government and another entity under same Government.

Central Coalfields Limited has entered into transactions with its subsidiaries which include Apex charges, Rehabilitation charges, CMPDIL Expenses, R&D Expenses, Lease rent, Interest on Surplus Fund, IICM charges and other expenditure incurred by or on behalf of other subsidiaries through current account.

As per Ind AS 24, following are the disclosures regarding nature and amount of significant transactions.

**NOTE — 38 : ADDITIONAL NOTES TO THE CONSOLIDATED FINANCIAL STATEMENTS  
FOR THE YEAR ENDED 31ST MARCH, 2017**

(₹ in Crores.)

Name of the Company	Nature of relationship	Amount of transactions during the year [ Dr/(Cr)]
Coal India Limited ( CIL)	Holding Company	19.94
Eastern Coalfields Limited	100% Subsidiary of CIL	(0.24)
Bharat Coking Coal Limited	100% Subsidiary of CIL	(0.70)
Western Coalfields Limited	100% Subsidiary of CIL	(0.20)
Northern Coalfields Limited	100% Subsidiary of CIL	0.38
South Eastern Coalfields Limited	100% Subsidiary of CIL	(0.35)
Mahanadi Coalfields Limited	100% Subsidiary of CIL	0.54
CMPDI Limited	100% Subsidiary of CIL	7.44
Jharkhand Central Railway Limited	Joint Venture of CCL	4.85

**e) Taxation**

An amount of ₹ 1,039.36 Crores (P.Y. ₹ 1,308.60 Crores) is provided in the accounts during current year towards income tax.

**Calculation of Deferred Tax**

(₹ in Crores.)

DEFERRED TAX ASSETS / LIABILITIES	2016–17	2015–16
<b>A. Deferred Tax Assets</b>		
1. Provision for doubtful advances & debts	311.56	270.31
2. Expenses allowable on payment basis	354.30	363.90
3. Other Timing Differences	106.08	90.26
<b>TOTAL OF (A)</b>	<b>771.94</b>	<b>724.47</b>
<b>B. Deferred Tax Liabilities</b>		
Depreciation/Amortisation	0.06	(-) 0.56
<b>NET TAX (A – B)</b>	<b>771.88</b>	<b>725.03</b>

- Deferred Tax Assets /Liabilities (net) has been considered as non-current assets / non-current liabilities.
- Explanation of changes in applicable tax rates compared to previous accounting period.
- Relationship between tax expense (income) and accounting profit.

**NOTE — 38 : ADDITIONAL NOTES TO THE CONSOLIDATED FINANCIAL STATEMENTS  
FOR THE YEAR ENDED 31ST MARCH, 2017**

**Numerical Reconciliation of difference**

Sl. No.	Nature of Adjustments	Year ended 31.03.2017
1	Net Profit as per Statement of Profit and Loss (before tax)	2393.07
2	Applicable Tax rate	34.608%
	(A) = 1*2	828.19
3	Net Profit as per Income Tax	3003.25
4	(B) Tax Expense (Income)	1039.36
	<b>Difference [ A-B]</b>	<b>211.17</b>
<b>OR</b>		
1	Average effective tax rate	43.43
2	Applicable Tax rate	34.608
<b>3</b>	<b>Difference</b>	<b>8.82</b>

**f) Insurance and escalation claims**

Insurance and escalation claims are accounted for on the basis of admission/final settlement.

**g) Provisions made in the Accounts**

Provisions made in the accounts against slow moving/non-moving/obsolete stores, claims receivable, advances, doubtful debts etc. are considered adequate to cover possible losses.

**h) Current Assets, Loans and Advances etc.**

In the opinion of the Management, assets other than fixed assets and non-current investments have a value on realisation in the ordinary course of business at least equal to the amount at which they are stated.

**i) Current Liabilities**

Estimated liability has been provided where actual liability could not be measured.

**j) Balance Confirmations**

Balance confirmation/reconciliation is carried out for cash & bank balances, certain loans & advances, long term liabilities and current liabilities.

**k) Pursuant to notification no. G.S.R 632 E dated 14.08.2015 issued by the Ministry of Mines (Government of India) regarding formation of National Mineral Exploration Trust Fund u/s 9C of the Mines & Minerals (Development and Regulation) Amendment Act, 2015 (MMDR Act), Company has implemented collection from customers additional royalty @ 2% on royalty during FY 2015-16.**

By virtue of Notification dtd. 31.08.2016 the effective date for levy of DMF Cess has been shifted from retrospective effect i.e. from 07.12.2015 to 12.01.2015. Accordingly, supplementary bills have been raised .

**NOTE — 38 : ADDITIONAL NOTES TO THE CONSOLIDATED FINANCIAL STATEMENTS  
FOR THE YEAR ENDED 31ST MARCH, 2017**

**l) Value of imports on CIF basis**

(₹ in Crores.)

Particulars	For the year ended 31.03.2017	For the year ended 31.03.2016
(i) Raw Material	NIL	NIL
(ii) Capital Goods	45.22	36.18
(iii) Stores, Spares & Components	2.77	13.60

**m) Expenditure incurred in Foreign Currency**

(₹ in Crores.)

Particulars	For the year ended 31.03.2017	For the year ended 31.03.2016
Travelling Expenses	0.23	0.09
Training Expenses	—	—
Consultancy Charges	—	—
Interest	—	—
Stores and Spares	—	—
Capital Goods	—	—
Others	—	—

**n) Earning in Foreign Exchange:**

(₹ in Crores.)

Particulars	For the year ended 31.03.2017	For the year ended 31.03.2016
Travelling Expenses	NIL	NIL
Training Expenses	NIL	NIL
Consultancy Charges	NIL	NIL

**o) Total Consumption of Stores and Spares**

(₹ in Crores.)

Particulars	For the year ended 31.03.2017		For the year ended 31.03.2016	
	Amount	% of total consumption	Amount	% of total consumption
(i) Imported Materials	14.17	2%	24.17	3%
(ii) Indigenous	785.33	98%	783.46	97%

**NOTE — 38 : ADDITIONAL NOTES TO THE CONSOLIDATED FINANCIAL STATEMENTS  
FOR THE YEAR ENDED 31ST MARCH, 2017**

**p) Statement of Opening Stock, Production, Purchases, Turnover and Closing Stock of Coal**  
(₹ in Crores. and Quantity in 'Lakh tonne')

	For the year ended 31.03.2017		For the year ended 31.03.2016	
	Qty.	Value	Qty.	Value
Opening Stock	114.60	1,022.72	97.18	886.95
Production	670.47	13,354.57	613.24	11,820.83
Sales	483.19	11,350.99	464.96	10,303.94
Own Consumption	0.01	0.06	0.01	0.10
Washery Feed	126.14	1,556.56	130.85	1,381.02
Write Off/Shortage	—	—	—	—
Closing Stock	175.73	1,469.68	114.60	1,022.72

**q) Significant accounting policy**

Significant Accounting Policy (Note–02) has been suitably modified / re–drafted over previous period, as found necessary to elucidate the accounting policies adopted by the Company in accordance with Indian Accounting Standards (Ind ASs) notified by Ministry of Corporate Affairs (MCA) under the Companies (Indian Accounting Standards) Rules, 2015.

The impact of change in accounting policy and other changes to comply with Ind AS in Net Profit is stated below:

**7. Reconciliation of Profit between IND AS and previous Indian GAAP**

(₹ in Crores)

Sl. No.	Nature of Adjustments	Year ended 31.03.2016
	Net Profit as per previous Indian GAAP (after tax)	1914.70
1	Re–measurement of Mine Closure Provision as per Ind AS 16 (Net of tax)	50.11
2	Actuarial loss/gain on re–measurement of employee defined benefit plan as per Ind AS 19 recognized in “Other Comprehensive Income” (Net of tax)	(40.66)
3	Effect of adjustments relating to Prior period (Net of tax)	5.25
	<b>Net Profit as per Ind AS (after tax) attributable to equity shareholders</b>	<b>1929.40</b>
	Other Comprehensive Income (after tax)	40.66
	<b>Total Comprehensive Income as per Ind AS (after tax) attributable to equity shareholders</b>	<b>1970.06</b>

**8. First time adoption of Ind AS**

These financial statements, for the year ended 31st March 2017, are the first the Company has prepared in accordance with Ind AS. For periods up to and including the year ended 31 March 2016, the Company prepared its financial statements in accordance with accounting standards notified under section 133 of the Companies Act 2013, read together with paragraph 7 of the Companies (Accounts) Rules, 2014 (Indian GAAP). Accordingly, the Company has prepared financial statements which comply with Ind AS applicable for periods ending on 31st March 2017, together with the comparative period data as at and for the year ended 31st March 2016, as described in the summary of significant accounting policies. In preparing these financial statements, the Company's opening balance sheet was prepared as at 1st April 2015, the Company's date of transition to Ind AS. This note explains the principal adjustments made by the Company in restating its Indian GAAP financial statements, including the balance sheet as at 1st April 2015 and the financial statements as at and for the year ended 31st March 2016.



**NOTE — 38 : ADDITIONAL NOTES TO THE CONSOLIDATED FINANCIAL STATEMENTS  
FOR THE YEAR ENDED 31ST MARCH, 2017**

Exemptions applied Ind AS 101 allows first-time adopters certain exemptions from the retrospective application of certain requirements under Ind AS. The Company has applied the following exemptions:

**(i) Fair value measurement of financial assets or financial liabilities (Ind AS 101.D20)**

First-time adopters may apply Ind AS 109 to day one gain or loss provisions prospectively to transactions occurring on or after the date of transition to Ind AS. Therefore, unless a first-time adopter elects to apply Ind AS 109 retrospectively to day one gain or loss transactions, transactions that occurred prior to the date of transition to Ind AS do not need to be retrospectively restated.

As a first time adopter of Ind AS, the Company has opted to apply Ind AS 109 prospectively.

**(ii) Mine Closure, Site Restoration and Decommissioning Obligation in Property, Plant and Equipment (Ind AS 101.D21)**

Appendix 'A' to Ind AS 16 Changes in Existing Decommissioning, Restoration and Similar Liabilities requires specified changes in a decommissioning, restoration or similar liability to be added to or deducted from the cost of the asset to which it relates; the adjusted depreciable amount of the asset is then depreciated prospectively over its remaining useful life. A first-time adopter need not comply with these requirements for changes in such liabilities that occurred before the date of transition to Ind AS. In other words, a first-time adopter will not need to estimate what provision would have been calculated at earlier reporting dates. Instead, the decommissioning liability is calculated at the date of transition and it is assumed that the same liability (adjusted only for the time value of money) existed when the asset was first acquired/constructed.

Ind AS, the Company has calculated the Mine Closure, Site Restoration and Decommissioning Obligation at the date of transition assuming that the same liability (present value) existed when the asset was first acquired/constructed.

**(iii) Resettlement & Rehabilitation Policy**

With changing aspirations of Project Affected Persons (PAPs) and for faster acquisition of land, Resettlement & Rehabilitation Policy of the company was revised in 2012 making it liberal and PAP friendly with more flexibility to the Board of Subsidiary Companies. The Policy provides for conducting baseline socioeconomic survey to identify PAPs enlisted to receive R&R benefits as well as to formulate Rehabilitation Action Plan (RAP) in consultation with PAPs and State Govt. The R&R Policy of Coal India Ltd., provides for payment of land compensation and solatium, employment or lump sum monetary compensation and annuity, compensation for home—stead, lump sum payment in lieu of alternate house site, subsistence allowance to each affected displaced family etc.

**9. Environmental Impact Assessment (EIA)/Environmental Management Plan (EMP)**

EIA/EMPs for all the new and expansion projects as per EIA Notification SO 1533 dated 14th September, 2006 of MoEF are prepared for peak and normative capacities and environmental clearance is obtained. During the year 2016–17, CMPDI has prepared a total of 7 (seven) and formulated 5(five) Draft EIA/EMPs. 3 (three) Environmental clearances were also obtained from MoEF for different Projects/Company of Mines, Washeries and Sand Mine Project of CIL during the year 2016–17.

**NOTE — 38 : ADDITIONAL NOTES TO THE CONSOLIDATED FINANCIAL STATEMENTS  
FOR THE YEAR ENDED 31ST MARCH, 2017**

**10 (i). Reconciliation of equity as at 1st April, 2015 (date of transition to Ind AS)**

(₹ in Crores.)

Particulars	Note	Indian GAAP	Adjustment	Ind AS
<b>ASSETS</b>				
<b>Non-Current Assets</b>				
(a) Property, Plant & Equipments	3	1753.75	483.99	2237.74
(b) Capital Work in Progress	4	405.08	8.94	414.02
(c) Exploration and Evaluation Assets	5	173.56	0.27	173.83
(d) Investment Property		–	–	–
(e) Intangible Assets	6	4.74	–	4.74
(f) Intangible Assets under Development		–	–	–
(g) Non-Current Assets Held for Sale	6	1.71	–	1.71
(h) Financial Assets				
(i) Investments	7	9.42	–	9.42
(ii) Loans	8	1.26	–	1.26
(iii) Other Financial Assets	9	1393.95	–	1393.95
(i) Deferred Tax Assets (net)		620.47	–	620.47
(j) Other non-current assets	10	112.84	–	112.84
<b>Total Non-Current Assets (A)</b>		<b>4476.78</b>	<b>493.20</b>	<b>4969.98</b>
<b>Current Assets</b>				
(a) Inventories	12	1349.43	–	1349.43
(b) Financial Assets				
(i) Investments	7	394.37	–	394.37
(ii) Trade Receivables	13	1465.57	(40.71)	1424.86
(iii) Cash & Cash equivalents	14	1007.68	–	1007.68
(iv) Other Bank Balances	15	2395.58	–	2395.58
(v) Loans	8	–	–	–
(vi) Other Financial Assets	9	302.73	7.17	309.90
(c) Current Tax Assets (Net)		11.06	–	11.06
(d) Other Current Assets	11	1145.18	(2.95)	1142.23
<b>Total Current Assets (B)</b>		<b>8071.60</b>	<b>(36.49)</b>	<b>8035.11</b>
<b>Total Assets (A+B)</b>		<b>12548.38</b>	<b>456.71</b>	<b>13005.09</b>
<b>EQUITY AND LIABILITIES</b>				
<b>Equity</b>				
(a) Equity Share Capital	16	940.00	–	940.00
(b) Other Equity	17	4872.38	495.89	5368.27
Equity attributable to equity holders of the company		5812.38	495.89	6308.27
Non-Controlling Interests		–	–	–
<b>Total Equity (A)</b>		<b>5812.38</b>	<b>495.89</b>	<b>6308.27</b>
<b>Non-Current Liabilities</b>				
(a) Financial Liabilities				
(i) Borrowings	18	–	–	–
(ii) Trade Payables		–	–	–
(iii) Other Financial Liabilities	20	34.77	–	34.77
(b) Provisions	21	2321.59	289.59	2611.18
(c) Other Non-Current Liabilities	22	150.59	–	150.59
<b>Total Non-Current Liabilities (B)</b>		<b>2506.95</b>	<b>289.59</b>	<b>2796.54</b>
<b>Current Liabilities</b>				
(a) Financial Liabilities				
(i) Borrowings	18	–	–	–
(ii) Trade payables	19	132.46	(1.52)	130.94
(iii) Other Financial Liabilities	20	206.20	–	206.20
(b) Other Current Liabilities	23	2733.60	(329.65)	2403.95
(c) Provisions	21	1156.79	2.40	1159.19
<b>Total Current Liabilities (C)</b>		<b>4229.05</b>	<b>(328.77)</b>	<b>3900.28</b>
<b>Total Equity and Liabilities (A+B+C)</b>		<b>12548.38</b>	<b>456.71</b>	<b>13005.09</b>

**NOTE — 38 : ADDITIONAL NOTES TO THE CONSOLIDATED FINANCIAL STATEMENTS  
FOR THE YEAR ENDED 31ST MARCH, 2017**

**10 (ii). Reconciliation of equity as at 31st March, 2016 (date of transition to Ind AS)**

(₹ in Crores.)

Particulars	Note	Indian GAAP	Adjustment	Ind AS
<b>ASSETS</b>				
<b>Non-Current Assets</b>				
(a) Property, Plant & Equipments	3	2112.26	429.72	2541.98
(b) Capital Work in Progress	4	297.06	6.34	303.40
(c) Exploration and Evaluation Assets	5	201.14	—	201.14
(d) Investment Property		—	—	—
(e) Intangible Assets	6	3.59	(0.05)	3.54
(f) Intangible Assets under Development		—	—	—
(g) Non-Current Assets Held for Sale	6	1.71	—	1.71
(h) Financial Assets				
(i) Investments	7	—	—	—
(ii) Loans	8	0.92	—	0.92
(iii) Other Financial Assets	9	1533.01	—	1533.01
(i) Deferred Tax Assets (net)		725.03	—	725.03
(j) Other non-current assets	10	119.38	—	119.38
<b>Total Non-Current Assets (A)</b>		<b>4994.10</b>	<b>436.01</b>	<b>5430.11</b>
<b>Current Assets</b>				
(a) Inventories	12	1491.26	—	1491.26
(b) Financial Assets				
(i) Investments	7	—	—	—
(ii) Trade Receivables	13	1365.58	(0.15)	1365.43
(iii) Cash & Cash equivalents	14	1968.58	—	1968.58
(iv) Other Bank Balances	15	2090.19	—	2090.19
(v) Loans	8	—	—	—
(vi) Other Financial Assets	9	381.06	2.20	383.26
(c) Current Tax Assets (Net)		(38.31)	—	(38.31)
(d) Other Current Assets	11	1261.30	(2.57)	1258.73
<b>Total Current Assets (B)</b>		<b>8519.66</b>	<b>(0.52)</b>	<b>8519.14</b>
<b>Total Assets (A+B)</b>		<b>13513.76</b>	<b>435.49</b>	<b>13949.25</b>
<b>EQUITY AND LIABILITIES</b>				
<b>Equity</b>				
(a) Equity Share Capital	16	940.00	—	940.00
(b) Other Equity	17	5033.47	244.65	5,278.12
<b>Equity attributable to equity holders of the company</b>		<b>5973.47</b>	<b>—</b>	<b>6,218.12</b>
Non-Controlling Interests		—	—	—
<b>Total Equity (A)</b>		<b>5973.47</b>	<b>244.65</b>	<b>6,218.12</b>
<b>Non-Current Liabilities</b>				
(a) Financial Liabilities				
(i) Borrowings	18	—	—	—
(ii) Trade Payables		—	—	—
(iii) Other Financial Liabilities	20	49.05	—	49.05
(b) Provisions	21	2153.35	191.47	2,344.82
(c) Other Non-Current Liabilities	22	165.43	—	165.43
<b>Total Non-Current Liabilities (B)</b>		<b>2367.83</b>	<b>191.47</b>	<b>2,559.30</b>
<b>Current Liabilities</b>				
(a) Financial Liabilities				
(i) Borrowings	18	929.00	—	929.00
(ii) Trade payables	19	179.96	(1.36)	178.60
(iii) Other Financial Liabilities	20	173.50	—	173.50
(b) Other Current Liabilities	23	2419.66	3.10	2,422.76
(c) Provisions	21	1470.34	(2.37)	1,467.97
<b>Total Current Liabilities (C)</b>		<b>5172.46</b>	<b>(0.63)</b>	<b>5,171.83</b>
<b>Total Equity and Liabilities (A+B+C)</b>		<b>13513.76</b>	<b>435.49</b>	<b>13,949.25</b>

**NOTE — 38 : ADDITIONAL NOTES TO THE CONSOLIDATED FINANCIAL STATEMENTS  
FOR THE YEAR ENDED 31ST MARCH, 2017**

**10 (iii). Reconciliation of profit or Loss for the year ended 31.03.2016**

(₹ in Crores.)

Particulars	Note	Indian GAAP	Adjustment	Ind AS
Revenue from Operations	24			
A. Sales (Net)		11245.29	(0.15)	11245.14
B. Other Operating Revenue (Net)		298.06	–	298.06
I. Revenue from Operations (A+B)		11543.35	(0.15)	11543.2
II. Other Income	25	464.78	0.31	465.09
<b>III. Total Income (I+II)</b>		<b>12008.13</b>	<b>0.16</b>	<b>12008.29</b>
<b>IV. EXPENSES</b>				
Cost of Materials Consumed	26	807.85	(0.22)	807.63
Changes in inventories of finished goods/work in progress and Stock in trade	27	(135.99)	–	(135.99)
Excise Duty		709.84	–	709.84
Employee Benefits Expense	28	3,944.69	65.23	4009.92
Power Expense		294.48	(0.08)	294.40
Corporate Social Responsibility Expense	29	212.79	0.11	212.90
Repairs	30	234.12	(0.74)	233.38
Contractual Expense	31	1,157.65	0.42	1158.07
Finance Costs	32	177.80	(100.54)	77.26
Depreciation/Amortization/ Impairment expense		363.49	50.82	414.31
Provisions	33	174.26	–	174.26
Write off	34	92.73	–	92.73
Stripping Activity Adjustment/OBR Adj.		(225.83)	–	(225.83)
Other Expenses	35	1,076.41	0.39	1076.8
<b>Total Expenses (IV)</b>		<b>8884.29</b>	<b>15.39</b>	<b>8899.68</b>
V. Profit Before Prior Period adjustment/Exceptional items		3123.84	(15.23)	3108.61
VI. Prior Period adjustment/Exceptional items		5.10	(5.10)	–
VII. Profit before Tax (V–VI)		3118.74	(10.13)	3108.61
VIII. Tax expense	36	1204.04	(24.83)	1179.21
<b>IX. Profit for the Period (VII – VIII)</b>		<b>1914.70</b>	<b>14.70</b>	<b>1929.40</b>
<b>X. Other Comprehensive Income</b>	37	–	–	–
A (i) Items that will not be reclassified to profit or loss		–	65.49	65.49
(ii) Income tax relating to items that will not be reclassified to profit or loss		–	24.83	24.83
B (i) Items that will be reclassified to profit or loss		–	–	–
(ii) Income tax relating to items that will be reclassified to profit or loss		–	–	–
<b>Total Other Comprehensive Income (X)</b>		–	<b>40.66</b>	<b>40.66</b>
<b>Total Comprehensive Income for the period (IX + X) (Comprising Profit (Loss) and Other Comprehensive Income for the period)</b>		<b>1914.70</b>	<b>55.36</b>	<b>1970.06</b>

**NOTE — 38 : ADDITIONAL NOTES TO THE CONSOLIDATED FINANCIAL STATEMENTS  
FOR THE YEAR ENDED 31ST MARCH, 2017**

**11. GENERAL**

11.1 In terms of lease agreement with Imperial Fastners Pvt. Limited, the Company has granted a right to occupy and use the assets of the Company. The cost of gross carrying amount at the beginning of the period is ₹ 80.19 Crores. The accumulated depreciation as at the end of the period is ₹ 77.69 Crores. Depreciation for the period is ₹ 0.0020 Cr. The future minimum lease payment receivable in the aggregate during the period of lease is ₹ 36.00 Crores. The details of future lease payment receivables are as under :

	Year ended 31ST March 2017 ( ₹ in Crores.)
(i) Upto one year	3.84
(ii) Later than one year and not later than five years.	15.36
(iii) Later than five years.	16.80
<b>Total</b>	<b>36.00</b>

(ii) In terms of lease agreement with Punjab State Electricity Board the Company has granted a right to use 15.50 acres of land. The cost of gross carrying amount at the beginning of the period is ₹ 7.90 Crores. The accumulated depreciation as at the end of the period is ₹ 7.90 Crores. Depreciation for the Period is NIL. The future minimum lease payment receivable in aggregate during the period of lease is ₹ 3.23 Crores. The details of future lease payments receivable are as under :

	Year ended 31ST March 2017 ( ₹ in Crores.)
(i) Upto one year	0.17
(ii) Later than one year and not later than five years.	0.68
(iii) Later than five years	2.38
<b>Total</b>	<b>3.23</b>

(iii) In terms of lease agreement with EIPL, the Company has granted a right to occupy and use the assets of the Company. The cost of the gross carrying amount at the beginning of the period is ₹4968/-. The accumulated depreciation as at the end of the period is ₹ 4968/-. Depreciation for the period is ₹ NIL. The future minimum lease payment receivable in aggregate during the period of lease is ₹ 1.56 lakh. The details of future lease payment receivable are as under :

	Year Ended 31ST March 2017 ( ₹ in Lakh)
(i) Upto one year	0.12
(ii) Later than one year and not later than five years.	0.48
(iii) Later than five years.	0.96
<b>Total</b>	<b>1.56</b>

11.2 Refund/Adjustment of tax from Tax Authorities are accounted for on cash basis. Additional demand for Income Tax, Royalty, Cess, Sales Tax, Entry Tax etc. are accounted for after receipt of final order except as otherwise not recognized under IND AS-37.

**NOTE — 38 : ADDITIONAL NOTES TO THE CONSOLIDATED FINANCIAL STATEMENTS  
FOR THE YEAR ENDED 31ST MARCH, 2017**

- 11.3 A provision of ₹ 2.10 Crores was made in the year 2006–07 pending investigation of shortage/ difference in the closing stock of raw coal as on 31.03.2007 in between the Kathara Colliery and Kathara Washery. The said provision has been retained as on 31.03.2017.
- 11.4 In the year 1989, a quantity of 8,99,788 tons of coal was declared non-vendable and accordingly with the approval of the Board of Directors, the said quantity has been reduced / written off from the inventory. However, the Govt. of Jharkhand demanded Royalty on this non-saleable coal of 8,99,788 tons. The Company contested the demand for payment of Royalty. The Company's appeal has been dismissed by the Hon'ble High Court on technical grounds. The review petition has been filed before Jharkhand High Court on 25.03.2014 by Rajrappa Area. However, the disputed amount of ₹ 2.55 Crores. has been disclosed as Contingent Liability in the Financial Statements.
- 11.5 There is a long pending dispute over capitalization cost of Rajrappa and Giddi Captive Power Plant, commissioned by DLF Power Limited on Built Own and Operate (BOO) basis and the dispute is pending in Civil Appeal No. 7403 of 2009, filed by the Company before the Hon'ble Supreme Court against the Order dated 31.07.2009 of the Jharkhand State Electricity Regulatory Commission duly confirmed by the Appellate Tribunal.
- 11.6 Pursuant to Interim Orders of the Hon'ble Supreme Court dated 14.09.12 and 23.11.12 passed in the said Appeal, the Company had accounted for a liability of ₹ 94.33 Crores in 2012–13 upto the period March, 2008. Out of which ₹ 83.03 Crores. had been paid to DLF Power Limited withholding 25% deemed energy charges during the said period. Further an ad-hoc payment of ₹ 75 Crores and ₹ 25 Crores had been made on 20.11.13 and 10.01.14 respectively as per directives of the Hon'ble Supreme Court. As directed by the Hon'ble Supreme Court revised amount payable from April'08 to March'14 had been calculated based on the methodology adopted by JSERC in determining the revised tariff up to the period March'08. Accordingly an amount of ₹ 23.25 Crores had been provided during the financial year 2013–14 in addition to ₹ 94.33 Crores, which was already provided in the Financial Statements of 2012–13. For the financial year 2014–15, additional liability of ₹ 3.26 Crores has been provided. For the financial year 2015–16 additional liability of ₹ 0.26 Crores has also been provided. The details of balance receivable amount from DLF Power Limited is as under :

(i) Differential Tariff for the period upto March'08 in respect of which liability has been provided in the Financial Statements of 2012–13.	₹ 94.33 Crores
(ii) Differential Tariff for the period April'08 – to March'14 in respect of which liability has been provided in the year 2013–14.	₹ 23.25 Crores
(iii) Old keep back amount in respect of deemed energy Charges.	₹ 31.36 Crores
(iv) Differential tariff for the year 2014–15	₹ 3.26 Crores
(v) Differential tariff for the year 2015–16 (A/C – Rajrappa Area)	₹ 0.26 Crores
	₹152.46 Crores
Less: Ad-hoc payment (as per Order of the Hon'ble Supreme Court)	₹ 183.03 Crores.
Net Balance amount (shown in Note – 9 under the head Other Receivables)	₹ 30.57 Crores.

**NOTE — 38 : ADDITIONAL NOTES TO THE CONSOLIDATED FINANCIAL STATEMENTS  
FOR THE YEAR ENDED 31ST MARCH, 2017**

However, DLF Ltd. has submitted their demand for ₹ 302.63 Crores on 17.09.2012 including ₹ 134.20 Crores on account of interest on delayed payment which is beyond the purview of PPA and the matter is pending before the Hon'ble Supreme Court.

- 11.7 As per clause 1.18.3 of the Power Purchase Agreement with DLF Ltd., from the date of expiry of one year from commissioning of the respective power plant, increase/decrease of fuel components of tariff due to variation in fuel cost shall be determined. The initial price of rejects as per clause 1.14 of PPA was ₹ 90 per tonne.

Accordingly calculation had been made as per clause 1.18.3 of PPA and additional revenue receivable on account of revision in price of rejects net off with additional tariff payable on account of revised tariff due to increase in fuel cost had been considered in the Financial Statements for the year 2013–14 and supplementary bill to DLF Ltd. had also been raised.

Subsequently, during the financial year 2014–15 the price of rejects was again revised based on the recommendations of the CCL standing committee of Sales and Marketing department and the same was communicated to Director(Operation) of DLF Ltd. vide letter Ref. No. GM(E&M)/DLF/14/ 3530–36 dated. 17.11.2014. As per letter, G grade slake coal which was the lowest grade under UHV system of pricing applicable prior to 01.01.2012 will be charged for the period from July,2000 to December, 2011 from DLF Ltd. Consequent upon the issue of above letter, Sales bill and power tariff has been revised.

As on 31.03.2016, the amount receivable from EIPL on account of supply of rejects after adjusting enhanced tariff is ₹ 38.69 Crores. Due to non-payment of the same, the following action has been taken :

As per clause 2.6 of the Power Purchase Agreement dated. 8th February, 1993, in the event of any dispute arising out of or in relation to the agreement, the same shall be referred to the sole arbitration of an arbitrator mutually acceptable to CIL & DPCL as per provisions of Arbitration Act. The emerging situation is that as the parties to the agreement have failed to mutually agree to the appointment of an arbitrator, the petitioner(CCL) is left with no other alternative but to move to the Hon'ble High Court for appointment of an arbitrator in exercising powers under section 11(6) of the Arbitration and Conciliation Act, 1996. The Arbitration Application has been filed on 7th April, 2016. However, provision for ₹ 38.69 Crores has been made in the financial year 2015–16.

- 11.8 No Accounting has been done for securities in the form of Bank Guarantee, NSC and FDR received by the Company from the parties. Reconciliation of old expired Bank Guarantees with the work order status is under process.
- 11.9 Theft of goods during the period is ₹ 0.29 Crores (Previous year ₹.0.44 Crores).
- 11.10 Compensation Receivable in terms of "Fuel Supply Agreement" (FSA) is accounted for on Receipt basis.
- 11.11 The Company has signed a MOU with the President of India acting through Sri R. Subrahmanyam, Additional Secretary and Ministry of Human Resource Development on 12th December, 2015 as third industry partner for setting of Indian Institute of Information Technology, Ranchi (IIIT) under Public Private Partnership (PPP) mode in the state of Jharkhand. For this the company has executed a Bank Guarantee worth ₹ 3.20 crores.
- 11.12 In terms of Memorandum of Understanding signed on 07.05.2015 between Central Coalfields Limited (CCL), IRCON International Limited (IRCON) and the Govt. of Jharkhand (GoJ) for

**NOTE — 38 : ADDITIONAL NOTES TO THE CONSOLIDATED FINANCIAL STATEMENTS  
FOR THE YEAR ENDED 31ST MARCH, 2017**

development, financing and implementation of Railway Infrastructure works in the State of Jharkhand, a Subsidiary Company named as “Jharkhand Central Railway Limited”(JCRL) has been incorporated on 31.08.2015 under the Companies Act, 2013 with an authorized capital of ₹ 5 Crores. The committed equity share holding pattern, as per MOA, of CCL, IRCON International Limited and Govt. of Jharkhand are 64%, 26% and 10% respectively. Subsequently in the 4th Board meeting of JCRL held on 20th May, 2016 and in the AGM held on 21st June, 2016, the Authorized Capital has been increased to ₹ 100 Crores. As on Balance sheet date, out of ₹ 32.00 Crores, JCRL has allotted shares to the value of ₹ 3.20 Crores only and the allotment of shares for the remaining amount is pending. In the case of IRCON International Limited and Government of Jharkhand, shares have been allotted for ₹ 1.30 Crores and ₹ 0.005 Crores respectively. The paid-up capital of JCRL as on 31.03.2017 is ₹ 4.505 Crores.

CCL has prepared Consolidated Financial Statements in addition to its Standalone Financial Statements for compliance of the Section 129(3) of the Companies Act, 2013.

JCRL has incurred a loss of ₹ 0.58 Crores during the financial year 2016–17.

11.13 Alleged fraudulent payment to the tune of ₹ 80,05,800/–(Rs. Eighty lakhs five thousand and eight hundred only) has been detected against 104 fake bills in favour of Mr. Ashok Kumar Singh and M/s. Verma Construction against which FIR No. 74/16 dtd. 11.03.2016 has been lodged at Bhurkunda, Ramgarh. The above 104 bills were purportedly shown to be initiated/processed from Bhurkunda Colliery Project level at Barka–Sayal Area through the alleged signature of project officials, though the projects officials denied to have put their signatures on these fake bills and other associated documents. The said matter is under investigation of CBI. It was initially investigated by the Vigilance Department of the Company. All the areas of the Company has been intimated vide letter no. Fund/15–16/617 dated. 17.03.2016 to withhold all payments in respect of the above parties. As on date, the following payments have been withheld against alleged fraudulent payment made to the above parties :

Sl. No.	Name of the party	Alleged fraudulent payment made ( gross)	Estimated value of work done / EMD/ Security Deposit money withheld at Barka–Sayal Area (Provisional)	Bills withheld at Kujju Area(Gross)	Balance
1.	M/s. Ashok Kumar Singh	0.50	BG – 0.03 STDR – 0.01 EMD – 0.01 Security – 0.11 Estimated value Of work done – 0.29 <hr/> Total 0.45	–	0.05
2.	M/s. Verma Construction	0.30	EMD – – Security – 0.05 Estimated value Of work done – 0.01 <hr/> Total 0.06	0.01	0.23
	<b>Total</b>	<b>0.80</b>	<b>0.51</b>	<b>0.01</b>	<b>0.28</b>



**NOTE — 38 : ADDITIONAL NOTES TO THE CONSOLIDATED FINANCIAL STATEMENTS  
FOR THE YEAR ENDED 31ST MARCH, 2017**

The above alleged fraudulent payment of ₹ 0.80 Crores has been transferred to Other Receivables Account under Note – 08 and provision for equivalent amount has also been made in the accounts. Vigilance department has also seized 15 unpaid bills of M/s Chanda Electrical works, which were neither accounted for nor paid by the company and matter is under investigation. Further, an amount of ₹ 0.03 Crores has been realized by en-cashing Bank Guarantee and kept under the head “Bank Guarantee encashed awaiting adjustment”.

11.14 The Board of Directors of CCL in its 442nd meeting held on 27.04.2017 has approved the write off of coal sale dues as Bad Debts to the tune of ₹ 332.29 Crores against the following coal sale customers –

1. **BSEB** – An amount of ₹ 155.48 Crores was receivable as coal sale dues for the period prior to 2001 against which 100% provision was made in the accounts.
2. **TVNL** – Full and final settlement with TVNL against coal sale dues of ₹ 623.13 Crores as on 30.09.2015 was made under UDAY scheme. As per the settlement, ₹ 563.05 Crores was paid to CCL by TVNL and balance ₹ 60.08 Crores. was accepted by CCL as deductions against which provision of ₹ 60.08 Crores was already existing in the Books of Accounts.
3. **JSEB** – Full and final settlement with JSEB against coal sale dues of ₹ 237.27 Crores as on 30.09.2015 was made under UDAY scheme. As per the settlement, ₹ 220.32 Crores was paid to CCL by JSEB and balance ₹ 16.95 Crores was accepted by CCL as deductions.
4. **DVC** – Disputed dues with DVC from 2001–02 to 31.03.2015 was settled where CCL agreed to accept ₹ 99.78 Crores as deductions against which full provision was already existing in the Books of Accounts.

11.15 The company has transferred ₹ 26.84 Crores from Security deposit & Earnest money to miscellaneous income which was pending for more than three years.

11.16 During the Financial year the company has declared Obsolete stores & spares to the tune of ₹. 16.58 Crores. A further provision of ₹ 4.22 Crores has been made for Obsolete items in the books.

11.17 CCL Board in its 442<sup>nd</sup> Board meeting held on 27.04.2017 has approved write off of old & unlinked advances and receivables and write back of old & unlinked liabilities & payables. The net impact of write off/write back amounting to ₹ 117.04 Crores has been considered in the Statement of Profit and Loss.

11.18 The provision of ₹ 40.25 Crores made earlier towards cases pertaining to Sales Tax and Royalties, has been withdrawn on the basis of opinion obtained from dealing advocate. These cases are still pending before different Appellate Authorities/ Court, which is still under trial. Hence the provision is no longer required.

11.19 During the year an amount of ₹ 0.42 Crores. (P.Y. ₹ 0.62 Crores. ) has been charged to Statement of Profit and Loss on account of Rate/ Price Variance.

11.20 An amount of ₹ 42 Crores. paid to the Government of Jharkhand towards widening, strengthening/

**NOTE — 38 : ADDITIONAL NOTES TO THE CONSOLIDATED FINANCIAL STATEMENTS  
FOR THE YEAR ENDED 31ST MARCH, 2017**

reconstruction of Chandrapura–Bhandaridah–Phusro–Railway Crossing no. 4 Phatak –Kathara Gomia Road including construction of bridges on the land which is not owned by the company. Expenditure on the above work is to be borne by CCL and DVC in ratio of 40%–60%. Since this road is the life line for transporting of coal from Bermo field i.e. Kathara, Dhori and B&K Areas, hence, the same has been considered as Enabling Asset in CWIP under the head “ Building (Including water supply, roads & culverts).”

- 11.21 An amount of ₹ 10.25 Crores has been incurred for the work of strengthening of main road from Ambedkar Chowk KD to GM Office, NK Area. The subject work is under progress as on Balance Sheet date, against which Grant amounting to ₹ 4.29 Crores have been received from CCDAC.
- 11.22 During the year credit note issued to Haryana Power Generation Corporation Limited (HPGCL) for shortage of quantity found in reconciliation has been adjusted with current year sales.
- 11.23 The company has not accepted any deposits during the year as per the provisions of sec 73 to 76 of the Companies Act, 2013. However, regarding old outstanding balances in respect of amount received in the course of, or for the purpose of the business of the company as Earnest Money Deposits, Security Deposits and advance deposits from customers/others, the company is of the view that these deposits do not come under the preview of the Companies ( Acceptance of Deposits) Rules, 2014.
- 11.24 Single VAT registration has been obtained for Central Stores, Barkakana and Barkasayal Area. The VAT Input Tax Credit in respect of all materials procured at Central Stores for all the Areas has been passed to Barkasayal Area by way of Branch for availing VAT Credit.
- 11.25 At Barkasayal Area, in case of road sales, during the year rebate of ₹ 2/Te has been given by the management to all the Parties (526 parties in total) amounting to ₹ 9.79 Lakhs on the basis of letter no. CCL/HQ/Coal Loading Rebate/11145–68, Dated: 15.09.1993 communicated by the Company. However, the above mentioned letter based on CIL Circular No. CIL/CMO/SY/18(Vol–II), Dated: 12.05.1992 .
- 11.26 The company is making provisions for Doubtful Debts on account of grade slippage on certain bills which are pending for confirmation of the Joint Sampling on the basis of past trends.
- 11.27 For the purpose of valuation of inventories, power cost has been distributed on the basis internal department certificate to the units of the area instead of actual consumption basis.
- 11.28 Jharkhand State Sports Promotion Society has been formed as per MOU between Govt. of Jharkhand {Secretary, Department of Art, Culture, Sports & Youth Affairs (DoACS&Y)} and the Company during the year 2015–16 for promotion and development of sports in the State of Jharkhand. A sum of ₹ 9.12 Crores has been transferred as advance during half year ended September, 2016 towards CCL’s Share of annual running and maintenance expenses from CSR Fund. Against the said advance a sum of ₹. 4.51 Crores is being adjusted.
- 11.29 In some cases reconciliation of Service Tax, JVAT–TDS on works contract and JVAT–TDS on sales upto the period including earlier years are under process.

**NOTE — 38 : ADDITIONAL NOTES TO THE CONSOLIDATED FINANCIAL STATEMENTS  
FOR THE YEAR ENDED 31ST MARCH, 2017**

**11.30 Reconciliation of Cash Balance from 08.11.2016 to 31.12.2016 as required to be disclosed  
in Schedule–III in INR with Denominations :**

(Amount in INR)

Particulars	SBNs	Other Denomination Notes	Total
Balance as at 08.11.2016	18,65,000.00	4,84,892.00	23,49,892.00
Add: Withdrawal from Bank Accounts	Nil	33,84,29,412.30	33,84,29,412.30
Add: Receipts for permitted transactions	2,92,000.00	5,15,63,830.40	51,855,830.40
Add: Receipts for non–permitted transactions	Nil	Nil	Nil
Less: Paid for permitted transactions	Nil	3,48,101,692.60	3,48,101,692.60
Less: Paid for non– permitted transactions	Nil	Nil	Nil
Less: Deposited in Bank Accounts	21,57,000.00	4,23,13,436.40	4,44,70,436.40
Balance as at 30.12.2016	Nil	63,005.70	63,005.70

**12. Others**

- a) Previous period's figures have been restated as per Ind AS and re–compared and rearranged wherever considered necessary.
- b) Note 3 to 23 form part of the Balance Sheet as at 31st March, 2017 and 24 to 37 form part of Statement of Profit & Loss for the year ended on that date. Note – 2 represents Significant Accounting Policies and Note – 38 represents Additional Notes to the Financial Statements.

*Sd/–*  
**(Ashok Kumar)**  
General Manager (Finance)–A

*Sd/–*  
**(D.K.Ghosh)**  
Director (Finance)  
DIN–06638291

*Sd/–*  
**(Gopal Singh)**  
Chairman–cum–Managing Director  
DIN–02698059

Signature to Notes No. 1 to 38 in terms of our report of even date

**For V. SINGHI & ASSOCIATES**  
Chartered Accountant  
(Firm Reg. No. 311017E)

Place : Ranchi  
Date : 26th March, 2017

*Sd/–*  
**(Aniruddha Sengupta)**  
Partner  
(Membership No. 051371)

**NOTE — 38 : ADDITIONAL NOTES TO THE CONSOLIDATED FINANCIAL STATEMENTS  
FOR THE YEAR ENDED 31ST MARCH, 2017**

**Reconciliation of Cash Balance from 08.11.2016 to 31.12.2016 as required  
to be disclosed in Schedule – III in INR with Denominations :**

	SBNs			Other Denomination Notes			Total		
	Denomination	Number of Notes/ Coins	Amount (INR)	Denomination	Number of Notes/ Coins	Amount	Denomination	Number of Notes/ Coins	Amount (INR)
Balance as at 8 November 2016	—	0	—	—	0	—	2000	0	—
	1000	692	6,92,000.00	—	0	—	1000	692	6,92,000.00
	500	2346	11,73,000.00	—	0	—	500	2346	11,73,000.00
	—	0	—	100	4562	4,56,200.00	100	4562	4,56,200.00
	—	0	—	50	155	7,750.00	50	155	7,750.00
	—	0	—	20	138	2,760.00	20	138	2,760.00
	—	0	—	10	1778	17,780.00	10	1778	17,780.00
	—	0	—	5	28	140.00	5	28	140.00
	—	0	—	2	51	102.00	2	51	102.00
	—	0	—	1	160	160.00	1	160	160.00
	—	0	—	—	—	—	—	—	—
<b>TOTAL (A)</b>			<b>18,65,000.00</b>			<b>4,84,892.00</b>			<b>23,49,892.00</b>

**NOTE — 38 : ADDITIONAL NOTES TO THE CONSOLIDATED FINANCIAL STATEMENTS  
FOR THE YEAR ENDED 31ST MARCH, 2017**

**Transactions between 9th November 2016 and 30th December 2016**

	SBNs			Other Denomination Notes			Total		
	Denomi— nation	Number of Notes/ Coins	Amount (INR)	Denomi— nation	Number of Notes/ Coins	Amount	Denomi— nation	Number of Notes/ Coins	Amount (INR)
Add: Withdrawal from Bank accounts	—	0	—	2000	153890	30,77,80,000.00	2000	153890	30,77,80,000.00
	1000	0	—	1000	0	—	1000	0	—
	500	0	—	500	58	29,000.00	500	58	29,000.00
	—	0	—	100	268763	2,68,76,300.00	100	268763	2,68,76,300.00
	—	0	—	50	19934	9,96,700.00	50	19934	9,96,700.00
	—	0	—	20	12852	2,57,040.00	20	12852	2,57,040.00
	—	0	—	10	189000	18,90,000.00	10	189000	18,90,000.00
	—	0	—	5	42	210.00	5	42	210.00
	—	0	—	2	215027	4,30,054.00	2	215027	4,30,054.00
	—	0	—	1	170108	1,70,108.00	1	170108	1,70,108.00
	—	0	—	—	—	0.30	—	—	0.30
<b>TOTAL</b>		<b>0</b>	<b>—</b>			<b>33,84,29,412.30</b>			<b>33,84,29,412.30</b>
Add: Receipts for permitted transactions	—	0	—	2000	24055	4,81,10,000.00	2000	24055	4,81,10,000.00
	1000	169	169000	1000	0	—	1000	169	1,69,000.00
	500	246	123000	500	1	500.00	500	247	1,23,500.00
	—	0	—	100	6479	6,47,900.00	100	6479	6,47,900.00
	—	0	—	50	1849	92,450.00	50	1849	92,450.00
	—	0	—	20	64	1,280.00	20	64	1,280.00
	—	0	—	10	270969	27,09,690.00	10	270969	27,09,690.00
	—	0	—	5	336	1,680.00	5	336	1,680.00
	—	0	—	2	53	106.00	2	53	106.00
	—	0	—	1	215	215.00	1	215	215.00
	—	0	—	—	—	9.40	—	0	9.40
<b>TOTAL (B)</b>			<b>292000</b>			<b>5,15,63,830.40</b>			<b>5,18,55,830.40</b>
Add : Receipts for non- permitted transactions									—

**NOTE — 38 : ADDITIONAL NOTES TO THE CONSOLIDATED FINANCIAL STATEMENTS  
FOR THE YEAR ENDED 31ST MARCH, 2017**

Less : Paid for permitted transactions	—	0	—	2000	159478	31,89,56,000.00	2000	159478	31,89,56,000.00
	1000	0	—	1000	0	—	1000	0	—
	500	0	—	500	52	26,000.00	500	52	26,000.00
	—	0	—	100	229407	2,29,40,700.00	100	229407	2,29,40,700.00
	—	0	—	50	17083	8,54,150.00	50	17083	8,54,150.00
	—	0	—	20	12399	2,47,980.00	20	12399	2,47,980.00
	—	0	—	10	447626	44,76,260.00	10	447626	44,76,260.00
	—	0	—	5	53	265.00	5	53	265.00
	—	0	—	2	215060	4,30,120.00	2	215060	4,30,120.00
	—	0	—	1	170217	1,70,217.00	1	170217	1,70,217.00
	—	0	—	—	0	0.60	—	0	0.60
<b>TOTAL (C)</b>			<b>—</b>			<b>34,81,01,692.60</b>			<b>34,81,01,692.60</b>
Less : Paid for non-permitted transactions									—
Less: Deposited in bank accounts	—	—	—	2000	18465	3,69,30,000.00	2000	18465	3,69,30,000.00
	1000	861	8,61,000.00	1000	—	—	1000	861	8,61,000.00
	500	2592	12,96,000.00	500	7	3,500.00	500	2599	12,99,500.00
	—	0	—	100	50383	50,38,300.00	100	50383	50,38,300.00
	—	0	—	50	3708	1,85,400.00	50	3708	1,85,400.00
	—	0	—	20	655	13,100.00	20	655	13,100.00
	—	0	—	10	14098	1,40,980.00	10	14098	1,40,980.00
	—	0	—	5	352	1,760.00	5	352	1,760.00
	—	0	—	2	68	136.00	2	68	136.00
	—	0	—	1	252	252.00	1	252	252.00
	—	0	—	—	—	8.40	—	—	8.40
<b>TOTAL (D)</b>		<b>21,57,000.00</b>				<b>4,23,13,436.40</b>			<b>4,44,70,436.40</b>
Balance as at 30th December, 2016	—	0	—	2000	2	4,000.00	2000	2	4,000.00
	1000	0	—	1000	0	—	1000	0	—
	500	0	—	500	0	—	500	0	—
	—	0	—	100	14	1,400.00	100	14	1,400.00
	—	0	—	50	1147	57,350.00	50	1147	57,350.00
	—	0	—	20	0	—	20	0	—
	—	0	—	10	23	230.00	10	23	230.00
	—	0	—	5	1	5.00	5	1	5.00
	—	0	—	2	3	6.00	2	3	6.00
	—	0	—	1	14	14.00	1	14	14.00
	—	—	—	—	—	0.70	—	—	0.70
<b>TOTAL E=(A+B-C-D)</b>			<b>—</b>			<b>63,005.70</b>			<b>63,005.70</b>

## Central Coalfields Limited

### APPENDIX – 1

#### DETAILS OF DISPUTED STATUTORY LABILITIES AS ON 31.03.2017

(₹ in Crores)

Tax Type	No. Of Cases	Name Of Court	Period	Disputed Amount
Royalty Cases	42	Certificate Office – Dhanbad, Ranchi, Bokaro, Hazaribagh	1984–85 To 2014–15	83.77
Royalty Cases	4	Dy. Commissioner, Hazaribagh, Ramgarh	1995–96 To 2014–15	2.26
Royalty Cases	5	Commissioner, Hazaribagh	1992–93 To 2008–09	4.73
Royalty Cases	33	High Court, Jharkhand	1987–88 To 2012–13	401.97
Royalty Cases	6	Supreme Court, Delhi	1991–92 To 2008–09	43.56
Sales Tax Cases	273	Commercial Tax Officer– Ranchi, Hazaribagh, Tenughat, Ramgarh	1989–90 To 2015–16	713.96
Sales Tax Cases	193	JCCT(A), Hazaribagh	1989–90 To 2015–16	270.20
Sales Tax Cases	9	JCCT(A), Ranchi	2010–11 To 2013–14	4.49
Sales Tax Cases	84	Commissioner, Commercial Tax, Ranchi	1988–89 To 2015–16	219.33
Sales Tax Cases	128	Tribunal, Ranchi	1990–91 To 2013–14	287.00
Service Tax & Excise Cases	16	Commissioner, Ranchi	2004–05 To 2008–09	103.32
Service Tax & Excise Cases	3	CESTAT, Kolkata	2004–05 To 2007–08 & 2015–16	1.85
Service Tax & Excise Cases	7	Others		1.05
Electricity Duty Cases	14	DCCT	2005–06 To 2012–13	10.01
Electricity Duty Cases	7	CCT, Ranchi	2008–09 To 2010–11	1.49
Electricity Duty Cases	160	JCCT (A), Hazaribagh	1992–93 To 2013–14	39.65
Electricity Duty Cases	17	Tribunal, Ranchi	1993–94 To 2010–11	1.96
Electricity Duty Cases	8	High Court, Jharkhand	1997–98 To 2004–05	3.18
Entry Tax Cases	1	Supreme Court, Delhi	2006–07	25.00
Income Tax Cases	1	Assessing Officer, Ranchi	2011–12	1.37

**Form AOC – 1**

(Pursuant to first provision to sub—section(3) of section 129 read with rule 5 of Companies (Accounts) Rules, 2014)

**Statement containing salient features of the financial statement of subsidiaries/associate companies/Joint ventures****Part “A” : Subsidiaries**

(information in respect of each subsidiary to be presented with amounts in ₹ in Crores)

1.	Sl. No.	:	1
2.	Name of the subsidiary	:	Jharkhand Central Railway Limited
3.	The date since when subsidiary was acquired	:	31.08.2015
4.	Reporting period for the subsidiary concerned, if different from the holding company's reporting period	:	NA.
5.	Reporting currency and Exchange rate as on the last date of the relevant Financial year in the case of foreign subsidiaries	:	NA
6.	Share Capital	:	₹ 33.305 Crores
7.	Reserves & Surplus	:	₹(-) 0.64 Crores
8.	Total Assets	:	₹ 208.25 Crores
9.	Total Liabilities	:	₹ 175.58 Crores
10.	Investments	:	—
11.	Turnover	:	—
12.	Profit before Tax	:	₹ (-) 0.58 Crores
13.	Provision for Tax	:	—
14.	Profit after Tax	:	₹ (-) 0.58 Crores
15.	Proposed Dividend	:	—
16.	Extent of Share holding (in percentage)	:	71.03%



## ADDENDUM TO DIRECTORS' REPORT

---

### AUDITORS' REPORT

---

To

The Members  
Central Coalfields Limited,  
Darbhanga House,  
Ranchi.

#### **Report on the Consolidated Ind AS Financial Statements**

We have audited the accompanying Consolidated Ind AS Financial Statements of Central Coalfields Limited ("the Holding Company") and its subsidiary, Jharkhand Central Railway Limited (collectively referred to as 'the Company' or the 'Group'), which comprise the Consolidated Balance Sheet as at 31st March, 2017, the Consolidated Statement of Profit and Loss (including other comprehensive income), the Consolidated Statement of Cash Flows and the Consolidated Statement of Changes in Equity for the year then ended and a summary of the significant accounting policies and other explanatory information (herein after referred to as "Consolidated Ind AS Financial Statements").

#### **Management's Responsibility for the Consolidated Ind AS Financial Statements**

The Holding Company's Board of Directors is responsible for the preparation of these Consolidated Ind AS Financial Statements in terms of the requirements of the Companies Act, 2013 (hereinafter referred to as "the Act") that give a true and fair view of the consolidated financial position, consolidated financial performance including other comprehensive income, consolidated cash flows and consolidated changes in equity of the Group in accordance with the accounting principles generally accepted in India, including the Indian Accounting Standards (Ind AS) prescribed under Section 133 of the Act read with relevant rules issued thereunder. The respective Board of Directors of the Companies included in the Group are responsible for maintenance of adequate accounting records in accordance with the provisions of the Act for safeguarding the assets of the Group and for preventing and detecting frauds and other irregularities; the selection and application of appropriate accounting policies; making judgments and estimates that are reasonable and prudent; and the design, implementation and maintenance

---

### MANAGEMENT'S REPLY

---

**AUDITORS' REPORT**

---

of adequate internal financial controls that were operating effectively for ensuring the accuracy and completeness of the accounting records, relevant to the preparation and presentation of the Consolidated Ind AS Financial Statements that give a true and fair view and are free from material misstatement, whether due to fraud or error, which have been used for the purpose of preparation of the Consolidated Ind AS Financial Statements by the Directors of the Holding Company, as aforesaid.

**Auditor's Responsibility**

Our responsibility is to express an opinion on these Consolidated Ind AS Financial Statements based on our audit. While conducting the audit, we have taken into account the provisions of the Act, the accounting and auditing standards and matters which are required to be included in the Audit Report under the provisions of the Act and the Rules made thereunder.

We conducted our audit in accordance with the Standards on Auditing as specified under Section 143(10) of the Act. Those Standards require that we comply with ethical requirements and plan and perform the audit to obtain reasonable assurance about whether the Consolidated Ind AS Financial Statements are free from material misstatement.

An audit involves performing procedures to obtain audit evidence about the amounts and disclosures in the Consolidated Ind AS Financial Statements. The procedures selected depend on the auditor's judgment, including the assessment of the risks of material misstatement of the Consolidated Ind AS Financial Statements, whether due to fraud or error. In making those risk assessments, the auditor considers internal financial control relevant to the Holding Company's preparation of the Consolidated Ind AS Financial Statements that give a true and fair view in order to design audit procedures that are appropriate in the circumstances. An audit also includes evaluating the appropriateness of the accounting policies used and the reasonableness of the accounting estimates made by the Holding Company's Board of Directors, as well as evaluating the overall presentation of the Consolidated Ind AS Financial Statements.

We believe that the audit evidence we have obtained is sufficient and appropriate to provide a basis for our audit opinion on the Consolidated Ind AS Financial Statements.

**MANAGEMENT'S REPLY**

---

---

**AUDITORS' REPORT**

---

---

**MANAGEMENT'S REPLY**

---

**Opinion**

In our opinion and to the best of our information and according to the explanations given to us, the aforesaid Consolidated Ind AS Financial Statements give the information required by the Act in the manner so required and give a true and fair view in conformity with the accounting principles generally accepted in India, including the Ind AS, of the consolidated financial position of the Group, as at 31st March, 2017, and its consolidated financial performance including other comprehensive income, its consolidated cash flows and the consolidated changes in equity for the year then ended.

**Other Matter**

We did not audit the financial statements/information of subsidiary Company whose financial statements reflect total assets of ₹208.25 crores as at 31st March, 2017, total revenues of ₹0.37 crores, net loss ₹0.58 crores and net cash flow amounting to ₹27.63 crores for the year ended on that date, as considered in the consolidated financial statements. These financial statements have been audited by the Other Auditor whose reports have been furnished to us by the management, and our opinion on the Consolidated Financial Statements in so far as it relates to the amounts and disclosures included in respect of this subsidiary, is based solely on the reports of such other Auditor.

No Comments.

**Report on Other Legal and Regulatory Requirements**

1. As required by Section 143(5) of the Act, directions and Sub-directions issued by the Comptroller and Auditor General of India, we give our comments thereon, action taken and impact on the Financial Statements in Annexure – I annexed herewith.
2. As required by section 143(3) of the Act, we further report, that:
  - (a) we have sought and obtained all the information and explanations which, to the best of our knowledge and belief, were necessary for the purposes of our audit of the aforesaid consolidated Ind AS Financial Statements;

**AUDITORS' REPORT****MANAGEMENT'S REPLY**

- (b) in our opinion, proper books of account as required by law relating to preparation of the aforesaid consolidated Ind AS Financial Statements have been kept by the Holding Company so far as it appears from our examination of those books and financial statements adequate for the purposes of our audit have been received from the Areas not visited by us;
- (c) the reports on the accounts of the areas of the Company audited under section 143(8) of the Act by the Branch Auditors have been sent to us and have been properly dealt with in preparing this report;
- (d) the Consolidated Balance Sheet, the Consolidated Statement of Profit and Loss, the Statement of Cash Flows and the Consolidated Statement of Changes in Equity dealt with by this Report are in agreement with the books of account and with the financial statements received from areas not visited by us, maintained for the purpose of preparation of the Consolidated Ind AS Financial Statements;
- (e) in our opinion, the aforesaid Consolidated Ind AS Financial Statements comply with the Accounting Standards specified under Section 133 of the Act, read with relevant rules issued thereunder;
- (f) on the basis of the written representations received from the Directors of the Holding Company as on 31st March, 2017 and taken on record by the Board of Directors of the Holding Company and the reports of the Statutory Auditors of its subsidiary Company incorporated in India, none of the Directors of the Group Companies incorporated in India is disqualified as on 31st March, 2017 from being appointed as a Director of that Company in terms of Section 164 (2) of the Act;
- (g) with respect to the adequacy of the internal financial controls over financial reporting of the Group and the operating effectiveness of such controls, refer to our separate report in "Annexure – A"; and

- (h) with respect to the other matters to be included in the Auditor's Report in accordance with Rule 11 of the Companies (Audit and Auditors) Rules, 2014, in our opinion and to the best of our information and according to the explanations given to us:
- i. the Company has disclosed its pending litigations under 'Additional Note – 38' of the financial statements. However, impact of the litigations will be given in the Consolidated Ind AS financial statements as and when the same are settled and Order received by the Company from the respective authority.
  - ii. the Company did not have any long-term contracts including derivative contracts for which there were any material foreseeable losses and
  - iii. there were no amounts due which were required to be transferred to the Investor Education and Protection Fund by the Company.
  - iv. the company has provided requisite disclosures in its Consolidated Ind AS Financial Statements as to holdings as well as dealings in Specified Bank Notes during the period from 8th November, 2016 to 30th December, 2016 and these are in accordance with the books of account maintained by the Company. Refer Para No.11.30 of Note 38 to the Consolidated Ind AS Financial Statements.

For **V. SINGHI & ASSOCIATES**  
*Chartered Accountants*  
Firm Registration No. 311017E

**(Aniruddha Sengupta)**  
*Partner*  
Membership No. 051371

Place: Ranchi  
Date: 26<sup>th</sup> May, 2017

## **Annexure – I(A) to the Independent Auditor’s Report**

**Revised directions under Section 143(5) of the Companies Act, 2013**

### **Annexure—I(A)**

**ARGADA, BARKASAYAL, CENTRAL WORKSHOP AND CENTRAL STORES (BARKAKANA), RAJRAPPA, KOLKATA SALES OFFICE AND HEAD OFFICE**

1. Whether the Company has clear title/lease deeds for freehold and leasehold respectively? If not, please state the area of freehold and leasehold land for which title/lease deeds are not available.

**According to information and explanation, the title deeds of the right, title and interest in land & mining, taken over from its holding and subsidiary companies and others at the time of nationalization are under reconciliation, hence, we are unable to comment on the same.**

2. Whether there are any cases of waiver/ write off of debts/ loans/ interest etc., if yes, the reasons there for and the amount involved.

**As informed by the management, as per policies, Doubtful Debts are reviewed every year and necessary provisions/write-off are made in the books of account. During the year the Company has written-off doubtful debts of ₹332.29 Crores against the coal sale consumers with due approval of the Board of Directors in 442nd Board Meeting held on 27.04.2017 ( Refer para no. 11.14 of the Note 38 of the Financial Statements).**

3. Whether proper records are maintained for inventories lying with third parties and assets received as gift from Government or other authorities.

**As per the information and explanations given by the management and as per our test checks, there is no inventory lying with third parties and there are no assets received as gift from Government or any authority.**

## Annexure – I (B) to the Independent Auditor's Report

Additional directions under Section 143(5) of the Companies Act, 2013

### Annexure—I(B)

**ARGADA, BARKASAYAL, CENTRAL WORKSHOP AND CENTRAL STORES (BARKAKANA), RAJRAPPA, KOLKATA SALES OFFICE AND HEAD OFFICE**

1. Whether coal stock measurement was done keeping in view the contour map. Whether physical stock measurement reports are accompanied by contour map in all cases? Whether new heap, if any, created during the year has got the approval of the competent authority?

**As per the information and explanations given to us, stock measurement is done as per guideline of CIL Annual Coal Stock Measurement with keeping in view the contour map which is accompanied with the measurement report. Further, any new heap is created after approval of the competent authority.**

2. Whether the Company conducted physical verification exercise of assets and properties at the time of merger/split/re-structure of an area. If so, whether the concerned subsidiary followed the requisite procedure?

**As per the information and explanations given to us, the Company has conducted verification exercise of assets and properties at the time of merger/split/restructure of an area.**

3. Whether uniform treatment of land acquisition entries as well as interest on delayed payment of land compensation to the project effected persons (PAPs) across the subsidiaries have been considered during the preparation of Annual Accounts for the year 2016–17.

**As per the information and explanations given to us, this is done by the Company.**

4. Whether disputes, if any, as to GCV ranges as a result of sampling have been duly examined.

**As per the information and explanations given to us, Grades of non-coking coal seams are declared every year on 1st April on the basis of GCV after systematic**

sampling and scientific analysis. Scientific Analysis (GCV and other parameters) is carried out in the laboratory of CSIR—CIMFR. As per the directive of Ministry of Coal, power houses have been allowed to appoint third party agency for sampling and analysis. In a number of cases, analysis result submitted by the power producers do not match with the results obtained by the Company. The matter has been taken up with the consumers for reconciliation so as to resolve the issue. It has now been decided that sampling and analysis shall be carried out by CIMFR at the loading end on behalf of the Company and power producers both. It is expected that the matter shall be resolved at the earliest.

For **V. SINGHI & ASSOCIATES**  
*Chartered Accountants*  
Firm Registration No. 311017E

**(Aniruddha Sengupta)**  
*Partner*  
Membership No. 051371

Place: Ranchi  
Date: 26<sup>th</sup> May, 2017



## **Annexure – II to the Independent Auditor’s Report**

(Referred to in paragraph – 3(g) on Other Legal and Regulatory Requirements of our Report of even date to the members of Central Coalfields Limited on the Consolidated Ind AS Financial Statements for the year ended 31st March, 2017)

### **Report on the Internal Financial Controls under Clause (i) of Sub-section 3 of Section 143 of the Companies Act, 2013 (“the Act”)**

In conjunction with our audit of the consolidated Ind AS Financial Statements of the Company as of and for the year ended 31st March, 2017, We have audited the internal financial controls over financial reporting of Central Coalfields Limited (“the Holding Company”) and its subsidiary which is incorporated in India, as of that date.

### **Management’s Responsibility for Internal Financial Controls**

The respective Board of Directors of the Holding Company and its subsidiary Company, which are Companies incorporated in India, are responsible for establishing and maintaining for internal financial controls based on the internal control over financial reporting criteria established by the Company considering the essential components of internal control stated in the Guidance Note on Audit of Internal Financial Controls Over Financial Reporting issued by the Institute of Chartered Accountants of India (‘ICAI’). These responsibilities include the design, implementation and maintenance of adequate internal financial controls that were operating effectively for ensuring the orderly and efficient conduct of its business, including adherence to Company’s policies, the safeguarding of its assets, the prevention and detection of frauds and errors, the accuracy and completeness of the accounting records, and the timely preparation of reliable financial information, as required under the Act.

### **Auditors’ Responsibility**

Our responsibility is to express an opinion on the Company’s internal financial controls over financial reporting based on our audit. We conducted our audit in accordance with the Guidance Note on Audit of Internal Financial Controls Over Financial Reporting (the “Guidance Note”) and the Standards on Auditing, issued by ICAI and deemed to be prescribed under section 143(10) of the Act, to the extent applicable to an audit of internal financial controls, both applicable to an audit of Internal Financial Controls and, both issued by the Institute of Chartered Accountants of India. Those Standards and the Guidance Note require that we comply with ethical requirements and plan and perform the audit to obtain reasonable assurance about whether adequate internal financial controls over financial reporting was established and maintained and if such controls operated effectively in all material respects.

Our audit involves performing procedures to obtain audit evidence about the adequacy of the internal financial controls system over financial reporting and their operating effectiveness. Our audit of internal financial controls over financial reporting included obtaining an understanding of internal financial controls over financial reporting, assessing the risk that a material weakness exists, and testing and evaluating the design and operating effectiveness of internal control based on the assessed risk. The procedures selected depend on the auditor’s judgement, including the assessment of the risks of material misstatement of the Ind AS Financial Statements, whether due to fraud or error.

We believe that the audit evidence we have obtained is sufficient and appropriate to provide a basis for our audit opinion on the Company's internal financial controls system over financial reporting.

### **Meaning of Internal Financial Controls Over Financial Reporting**

A company's internal financial control over financial reporting is a process designed to provide reasonable assurance regarding the reliability of financial reporting and the preparation of financial statements for external purposes in accordance with generally accepted accounting principles. A company's internal financial control over financial reporting includes those policies and procedures that (1) pertain to the maintenance of records that, in reasonable detail, accurately and fairly reflect the transactions and dispositions of the assets of the Company; (2) provide reasonable assurance that transactions are recorded as necessary to permit preparation of financial statements in accordance with generally accepted accounting principles, and that receipts and expenditures of the Company are being made only in accordance with authorisations of management and Directors of the company; and (3) provide reasonable assurance regarding prevention or timely detection of unauthorised acquisition, use, or disposition of the Company's assets that could have a material effect on the financial statements.

### **Inherent Limitations of Internal Financial Controls Over Financial Reporting**

Because of the inherent limitations of internal financial controls over financial reporting, including the possibility of collusion or improper management override of controls, material misstatements due to error or fraud may occur and not be detected. Also, projections of any evaluation of the internal financial controls over financial reporting to future periods are subject to the risk that the internal financial control over financial reporting may become inadequate because of changes in conditions, or that the degree of compliance with the policies or procedures may deteriorate.

### **Opinion**

Because of the inherent limitations of internal financial controls over financial reporting, including the possibility of collusion or improper management override of controls, material misstatements due to error or fraud may occur and not be detected. Also, projections of any evaluation of the internal financial controls over financial reporting to future periods are subject to the risk that the internal financial control over financial reporting may become inadequate because of changes in conditions, or that the degree of compliance with the policies or procedures may deteriorate.

For **V. SINGHI & ASSOCIATES**  
*Chartered Accountants*  
Firm Registration No. 311017E

**(Aniruddha Sengupta)**  
*Partner*  
Membership No. 051371

Place: Ranchi  
Date: 26<sup>th</sup> May, 2017

**V. SINGHI & ASSOCIATES**  
*Chartered Accountants*

Phone: 3028-7838  
Telefax: 3022-7836  
E-mail: vsinghiandco@gmail.com  
FourMangoe Lane  
Surendra Mohan Ghosh Sarani  
Ground Floor  
Kolkata - 700 001

---

**Auditor's Report on Quarterly and Year to Date Standalone Financial Results of the Central Coalfields Limited pursuant to the Regulation 33 of the SEBI (Listing Obligation and Disclosure Requirements) Regulations, 2015.**

To

**The Board of Directors of Central Coalfields Limited,**

We have audited the quarterly standalone financial results of Central Coalfields Limited ('the Company'), Ranchi for the quarter ended 31.03.2017 and the year to date results for the period 1st April, 2016 to 31st March, 2017, attached herewith, being submitted by the Company pursuant to the requirement of Regulation 33 of the SEBI (Listing Obligation and Disclosure Requirements) Regulations, 2015.

These quarterly standalone financial results as well as the year to date standalone financial results have been prepared on the basis of the Standalone Ind AS interim financial statements, which are the responsibility of the Company's management. Our responsibility is to express an opinion on these financial results based on our audit of such standalone Ind AS interim financial statements, which have been prepared in accordance with the recognition and measurement principles laid down in Indian Accounting Standard, Interim Financial Reporting (Ind AS 34) prescribed under section 133 of the Companies Act, 2013 read with relevant rules issued thereunder and other accounting principles generally accepted in India.

We conducted our audit in accordance with the auditing standards generally accepted in India. Those standards require that we plan and perform the audit to obtain reasonable assurance about whether the financial results are free of material misstatements. An audit also includes examining, on a test basis, evidence supporting the amounts disclosed as financial results. An audit also includes assessing the accounting principles used and significant estimates made by management. We believe that our audit provides a reasonable basis for our opinion.

In our opinion and to the best of our information and according to the explanations given to us, these quarterly standalone financial results as well as the year to date standalone financial results:

- (i) are presented in accordance with the requirements of Regulation 33 of the SEBI (Listing Obligations and Disclosure Requirements) Regulation, 2015 and SEBI circular dated 5th July 2016 in this regard; and
- (ii) give a true and fair view of the standalone financial performance including other comprehensive income and other financial information for the quarter ended 31st March, 2017 as well as the year to date results for the period from 1st April, 2016 to 31st March, 2017.

The Statement includes the results for the Quarter ended 31st March, 2017 being the balancing figure between audited figures in respect of the full financial year and the published year to date figures up to the third quarter of the current financial year which were subject to limited review by us.

**For V. SINGHI & ASSOCIATES**  
*Chartered Accountants*  
Firm Registration No. 311017E  
*Sd/-*  
**(Aniruddha Sengupta)**  
*Partner*  
Membership No. 051371

Place: Ranchi  
Date: 26th May, 2017

**V. SINGHI & ASSOCIATES**  
*Chartered Accountants*

Phone: 3028-7838  
Telefax: 3022-7836  
E-mail: vsinghiandco@gmail.com  
FourMangoe Lane  
Surendra Mohan Ghosh Sarani  
Ground Floor  
Kolkata - 700 001

---

**Auditor's Report on Quarterly and Year to Date Consolidated Financial Results of the Central Coalfields Limited pursuant to the Regulation 33 of the SEBI (Listing Obligation and Disclosure Requirements) Regulations, 2015.**

To

**The Board of Directors of Central Coalfields Limited,**

We have audited the quarterly consolidated financial results of Central Coalfields Limited ('the Holding Company'), Ranchi and its subsidiary Jharkhand Central Railway Limited (collectively referred to as "the Company" or "the Group") for the quarter ended 31.03.2017 and the year to date results for the period 1st April, 2016 to 31st March, 2017, attached herewith, being submitted by the Company pursuant to the requirement of Regulation 33 of the SEBI (Listing Obligation and Disclosure Requirements) Regulations, 2015.

These quarterly consolidated as well as the year to date financial results have been prepared from the Consolidated Ind AS interim financial statements, which are the responsibility of the Company's management. Our responsibility is to express an opinion on these financial results based on our audit of such consolidated Ind AS interim financial statements, which have been prepared in accordance with the recognition and measurement principles laid down in Indian Accounting Standard, Interim Financial Reporting (Ind AS 34) prescribed under section 133 of the Companies Act, 2013 read with relevant rules issued thereunder and other accounting principles generally accepted in India.

We conducted our audit in accordance with the auditing standards generally accepted in India. Those standards require that we plan and perform the audit to obtain reasonable assurance about whether the financial results are free of material misstatements. An audit also includes examining, on a test basis, evidence supporting the amounts disclosed as financial results. An audit also includes assessing the accounting principles used and significant estimates made by management. We believe that our audit provides a reasonable basis for our opinion.

In our opinion and to the best of our information and according to the explanations given to us, these quarterly and year to date Consolidated financial results:

- (i) are presented in accordance with the requirements of Regulation 33 of the SEBI (Listing Obligations and Disclosure Requirements) Regulation, 2015 and SEBI circular dated 5th July 2016 in this regard; and
- (ii) give a true and fair view of the consolidated financial performance including other comprehensive income and other financial information for the quarter ended 31st March, 2017 as well as the year to date results for the period from 1st April, 2016 to 31st March, 2017.

The Statement includes the results for the Quarter ended 31st March, 2017 being the balancing figure between audited figures in respect of the full financial year and the published year to date figures up to the third quarter of the current financial year which were subject to limited review by us.

**For V. SINGHI & ASSOCIATES**  
*Chartered Accountants*  
Firm Registration No. 311017E  
*Sd/-*  
**(Aniruddha Sengupta)**  
*Partner*  
Membership No. 051371

Place: Ranchi  
Date: 26th May, 2017



## **CENTRAL COALFIELDS LIMITED**

A Miniratna Company  
Darbhanga House  
Ranchi - 834029

[www.centralcoalfields.in](http://www.centralcoalfields.in)