

ANNUAL REPORT 2013-14

BHARAT COKING COAL LIMITED



ANNUAL REPORT 2013-14



BHARAT COKING COAL LIMITED



Contents

	Page No.
1. Vision & Mission Statement	3
2. Notice	4
3. Management	5
4. Bankers & Auditors	6
5. Chairman's Statement	9
6. Operational Statistics	12
7. Directors' Report and Corporate Governance Report.	23
8. Comments of the Comptroller and Auditor General of India	84
9. Statutory Auditor's Report and replies of Management.	85
10. Balance Sheet	111
11. Profit & Loss Account	112
12. Notes to Balance Sheet	114
13. Notes to Profit and Loss Account	135
14. Accounting Policy	148
15. Notes on Accounts	154
16. Particulars of Employee	178

Vision

The Vision of Bharat Coking Coal Limited (BCCL) is to be the leading player in metallurgical coal production having an organization and culture committed towards sustainable growth through best practices from mine to market.

Mission

The Mission of Bharat Coking Coal Limited (BCCL) is to Produce planned quality of coal efficiently and economically in an Eco-friendly manner with due regard to Safety, Conservation and Quality.



BCCL



भारत कोकिंग कोल लिमिटेड

(कोल इंडिया लिमिटेड का एक अंग)

Bharat Coking Coal Limited

(A Subsidiary of Coal India Limited)

Regd. Off: Koyla Bhawan, Koyla Nagar

कोयला भवन, कोयला नगर, धनबाद - 826005

CIN: U10101JH1972GOI000918

दूरभाष: 0326-2230190, फ़ैक्स -0326-2230050

ईमेल:cos@bccl.gov.in

बोर्ड सचिवालय/Board Secretariat

Ref.No.BCCL:CS: F-AGM/2014/ 355

Dated : 26.05.2014

NOTICE

Notice is hereby given to all the Shareholders of Bharat Coking Coal Limited that the 43rd Annual General Meeting of Bharat Coking Coal Limited will be held at its Registered Office, Koyla Bhawan, P.O. Koyla Nagar, Dhanbad on **09.06.2014 (Monday) at 11.30 AM** to transact the following business:

ORDINARY BUSINESS

- 1) To receive, consider and adopt the audited Balance Sheet as at 31st March, 2014 and the Profit & Loss Account for the year ended on that date along with Auditor's Report and Directors' Report thereon.
- 2) To appoint a Director in place of **Shri N. Kumar**, who retires in terms of Article 34(i) (e) (iii) of the Articles of Association of the Company, and is eligible for re- appointment.
- 3) To appoint a Director in place of **Shri S.K. Shahi**, who retires in terms of Article 34(i) (e) (iii) of the Articles of Association of the Company, and is eligible for re-appointment.

By Order of the Board

(B.K. Parui)
Company Secretary

REGISTERED OFFICE:

Koyla Bhawan, P.O.: Koyla Nagar, Dist.: Dhanbad

Dated: 26.05.2014

Note:

1. Member entitled to attend and vote at the meeting is entitled to appoint a PROXY to attend and vote instead of himself and the PROXY need not be a member. A proxy form is enclosed.
2. The shareholders are requested to give their consent for calling the Annual General Meeting at a shorter notice pursuant to the provisions of Section 101(1) of the Companies Act, 2013.



MANAGEMENT DURING THE YEAR 2013-14

CHAIRMAN-CUM-MANAGING DIRECTOR

Shri T.K.Lahiry : From 01.11.2008; continuing

FULL TIME DIRECTORS

Shri P.E. Kachhap : Personnel (from 11.07.2007 to 31.12.2013)
 Shri B.K. Panda : Personnel (from 01.01.2014; continuing)
 Shri D.C.Jha : Technical (from 27.10.2009; continuing)
 Shri Amitava Saha : Finance (from 02.08.2011; continuing)
 Shri Ashok Sarkar : Technical (from 25.08.2011; continuing)

PART TIME DIRECTORS

Shri N.Kumar : Director (Tech.), CIL, Kolkata
 (from 29.02.2012; continuing)

Shri. P. Soma Shekar Reddy : Director, Ministry of Coal, New Delhi
 (from 13-01-2012 to 11-04-2013)

Shri Hemant Jain : Director, Ministry of Coal, New Delhi
 (from 12.04.2013 to 26.1.2014)

Shri S.K. Shahi : Director, Ministry of Coal, New Delhi
 (from 27.01.2014; continuing)

Shri Paul Joseph : Non-official Part-time Director
 (from 25.06.2011; continuing)

Shri B.Ramesh Kumar : Non-official Part-time Director
 (from 25.06.2011 ; continuing)

Dr. B.B.Biswal : Non-official Part-time Director
 (from 25.06.2011; continuing)

Shri S.B. Ghosh Dastidar : Non-official Part-time Director
 (from 31.01.2012; continuing)

Shri P.R. Mandal : Non-official Part-time Director
 (from 12.02.2013; continuing)

PERMANENT INVITEES

Shri G.K.Mohanty : Chief Operation Manager
 S.E. Railway, Kolkata
 (From 31.01.2012; continuing)

Shri A. K. Sarkar : Secretary, Mines & Geology Department
 Govt. of Jharkhand, Ranchi
 (from 30-09-2011 to 20.04.2013)

Shri S.K. Burnwal : Secretary, Mines & Geology Department
 Govt. of Jharkhand, Ranchi
 (from 07.05.2013 to 02.07.2013)

Shri Satyendra Singh : Secretary Mines & Geology Department
 Govt. of Jharkhand, Ranchi
 (from 11.10.2013 to 31.03.2014)



BANKERS & AUDITORS

BANKERS

State Bank of India
Bank of Baroda
Canara Bank
HDFC Bank
Axis Bank
IDBI Bank
Corporation Bank
Andhra Bank
Oriental Bank of Commerce
Bank of Maharashtra
Union Bank
Punjab National Bank
UCO Bank
ICICI BANK

AUDITORS

Statutory Auditors

M/s. Anand Rungta & Co.
Chartered Accountants, Patna

BRANCH AUDITORS

M/s. Bhartiya & Associates
Chartered Accountants, Dhanbad
M/s. Ahsan Anil Negi & Co.
Chartered Accountants, Dhanbad
M/s. Naha, Dhar, Kapur & Co.
Chartered Accountants, Asansol
M/s. B. Mukharjee & Co.
Chartered Accountant, Kolkata
M/s. Kay & Kay & Associates
Chartered Accountants, Kolkata
M/s. Kadmawala & Co.
Chartered Accountants, Ranchi
M/s. Dutta P Kumar & Associates
Chartered Accountants, Giridih
M/s. R.K. Patnia & Co.
Chartered Accountants, Dhanbad
M/s Sanjay Bajoria & Associates
Chartered Accountants, Ranchi



MANAGEMENT AS ON 9th June, 2014

CHAIRMAN-CUM-MANAGING DIRECTOR

Shri T.K.Lahiry

WHOLE TIME DIRECTORS

Shri D.C.Jha	:	Director (Technical)
Shri Amitava Saha	:	Director (Finance)
Shri Ashok Sarkar	:	Director (Technical)
Shri B.K. Panda	:	Director (Personnel)

PART TIME DIRECTORS

Shri N.Kumar	:	Director (Tech), CIL, Kolkata
Shri S.K. Shahi	:	Director, Ministry of Coal, New Delhi
Shri Paul Joseph	:	Non-official Part time Director
Shri B.Ramesh Kumar	:	Non-official Part-time Director
Dr. B.B.Biswal	:	Non-official Part-time Director
Shri S.B. Ghosh Dastidar	:	Non-official Part-time Director
Shri P.R. Mandal	:	Non-official Part-time Director

PERMANENT INVITEES

Shri G.K.Mohanty	:	Chief Operation Manager S.E. Railway, Kolkata
------------------	---	--

COMPANY SECRETARY

Shri B.K. Parui



Board of Directors

(As on 09th June, 2014)



Shri T.K.Lahiry
Chairman- cum - Managing Director

PART TIME DIRECTORS



Shri S.K.Shahi
Director, Ministry of Coal



Shri N.Kumar
Director (T),CIL



Shri Paul Joseph
Director



Shri B. Ramesh Kumar
Director



Shri S.B. GhoshDasidhar
Director



Dr.B.B.Biswal
Director



Shri P.R. Mandal
Director

WHOLE TIME DIRECTORS



Shri D.C.Jha
Director(Technical)



Shri Ashok Sarkar
Director (Technical)



Shri Amitava Saha
Director(Finance)



Shri B.K.Panda
Director(Personnel)



Shri G.K. Mohanty
Chief Operations Manager
S.E. Railway, Kolkata
PERMANENT INVITEE



Shri B.K.Parui
COMPANY SECRETARY



Chairman's Statement

Friends,

It gives me great pleasure to welcome you all on behalf of the Board of Directors to the 43rd AGM of your company, Bharat Coking Coal Limited and present to you the Annual Report for the financial year 2013-14.



The Director's Report and the Audited Balance Sheet of your company for the year ended 31st March 2014 have already been provided to you. With your permission, I take them as read.

The year 2013-14 concluded with excellent achievements in almost all the fields setting up of new milestones.

Overview of Performance 2013-14:

We have been able to perform remarkably well during the year 2013-14. The Company had achieved a record coal production of 32.61 million tonnes of coal against the MoU excellent target of 32.5 million tonne and registered a growth of +4.5% over the previous year. Coal Off-take of BCCL during the period 2013-14 was 34.20 million tonne as against 33.04 million tonne previous year and recorded a growth of +3.51% over previous year thus, achieved both the Annual Action Plan (AAP) & MoU Targets.

The turnover of the company during 2013-14 was ₹ 10112.56 crores.

The productivity in terms of Output per Manshift (OMS), BCCL has achieved 2.64 Te of OMS against 2.50 Te previous year thus recording a growth of 5.60%.

Coal off-take of the company recorded an all time high of 34.20 million tonne as against 33.04 million tonne previous year, thus recording a growth of +3.51% and the company was able to liquidate its coal stock by 1.50 million tonne more during 2013-14 compared to last year.

Financial Parameters:

- ❖ The Profit Before Tax (PBT) during the year was ₹ 2089.01 crores vis-à-vis ₹ 1709.06 crores in the previous financial year 2012-13, recording an increase of 22.23 %.
- ❖ The Profit After Tax (PAT) during the year was ₹ 1714.35 Crores vis-à-vis ₹ 1498.80 crores in the previous financial year 2012-13, recording an increase of 14.38 %
- ❖ Net worth of the Company has risen from level of ₹ 550.97 crores last year to ₹ 2265.32 crores as on 31.03.2014. The Profit After Tax to Net Worth, a distinct measure to return to shareholders thus, works out to be 75.67 % in 2013-14.



- ❖ As a MoU signing PSE with the Government of India, our company's performance during the year qualifies for "Excellent" rating.

Other Significant Highlights:

- ❖ BCCL is first amongst all subsidiaries of Coal India Limited to introduce the GPS based Vehicle Tracking System. The system is operational in all the Areas of your company. Similarly, your company is ahead of others in respect of online activities for e-governance. MPLS - VPN based Wide Area Network (WAN) has been established at 94 locations in the company to facilitate on line data transfer.
- ❖ CCTV is also being introduced at all the road weigh bridges to eliminate any malpractices. Your company has also taken action for installation of RFID based Boom Barriers at all the entry / exit points in the Areas to monitor entry and exit of transport vehicles.
- ❖ To take care of enhanced coal dispatch as envisaged in the strategic plan, the construction work of Rapid Loading System with SILO of 5 MTY capacity, is in progress at Maheshpur and is expected to be completed as per schedule. Another Rapid Loading System of 5 MTY capacity is planned to be constructed at Tetulmari.
- ❖ BCCL is well ahead of the time schedule provided in Master Plan for rehabilitation and resettlement of company's employee. Against a requirement of 15000 houses as per revised assessment, your company has already completed construction of 1496 houses, construction of 8100 houses is in progress and that for 2240 houses shall start shortly. Till date 740 families has already been shifted.
- ❖ We are committed to improve production from UG mines and as envisaged in the strategic plan, 8 Mega UG mines with capacity of 8.26 MTY is expected to commence production as per planned schedule. Out of the 8 numbers, Muraidih UG's incline drivage and other jobs have started.
- ❖ BCCL also endeavors to maintain high safety standards. Accordingly, the 4th, 5th and 6th round of Safety Audit was completed during the year.
- ❖ BCCL continues to undertake innovative activities for the peripheral population as a CSR & sustainability activity. The multipurpose utilization of surplus mines water project was completed during the financial year 2013-14 at a cost of ₹ 11.70 crores by laying out pipeline network of approximately 45 Kms. Approximately, 47 million gallons of surplus mine water presently being discharged into two reservoirs at Khonathi and Behrakudar village. About 1601 families are benefitted by this project. Your company endeavor to extend this to other area of the coalfield.



- ❖ We are also providing mine water as raw water feed to 07 numbers of water supply scheme run by Drinking Water and Sanitation Division (DWSD) of Jharia Coal Field at their Sonardih, Chhataband, Kharkharee installations for arranging water supply to community at large.
- ❖ Under demonstration scheme in collaboration with CIMFR, Dhanbad your company has installed a water treatment plant against total value of ₹ 219 lakh in PB Area for making the mine water potable after treatment. This water treatment plant has been designed for a rated capacity of 4000 gallon per hour and is functioning satisfactorily.
- ❖ We are the pioneer subsidiary of Coal India Limited for taking up ecological restoration of degraded mined out land. During the year more than 20 Ha of land was ecologically restored.
- ❖ Constructions of 03 new washeries, out of 06 have been started in our company and they are expected to be completed on time.
- ❖ We continue to extend medical facilities to the peripheral village(s) 203 numbers and PAP through 14 numbers of Mobile Medical Vans. Medical help is extended through CSR clinic also.

In conclusion, I wish to acknowledge that the outstanding achievements in our company have been possible only due to relentless and dedicated efforts made by the employees of the company and active support of the Trade Unions as well as other stake holders.

I would like to express my sincere appreciation on behalf of the Board of Directors, the shareholders and the management of the Company, to Ministry of Coal and other Ministries / Departments of Government of India, State Governments and the Coal India Limited for their constant guidance and counsel and the opportunity given for company's continued growth and expansion and look forward to their continued support.

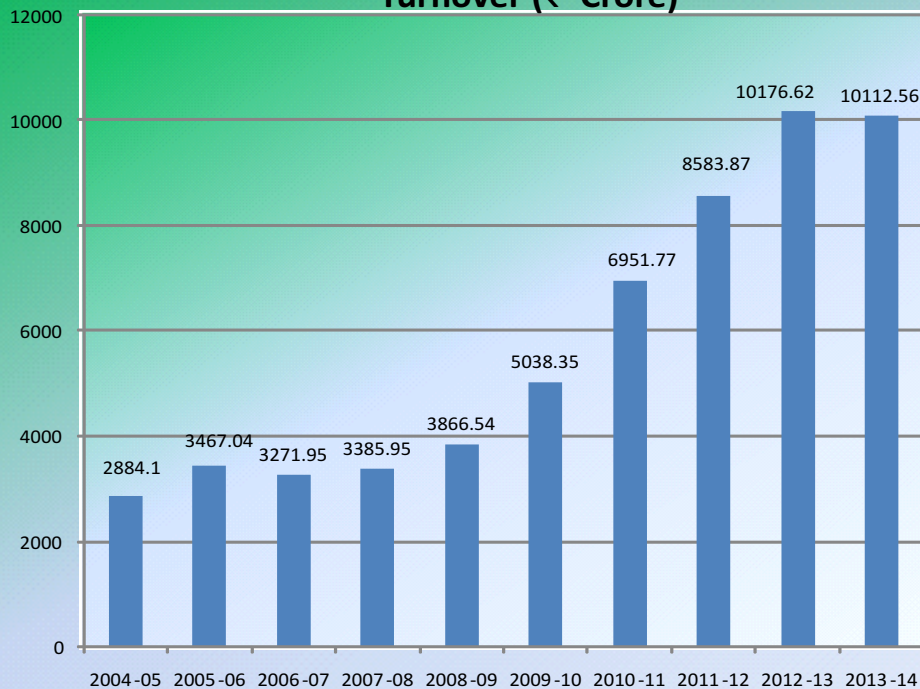
I sincerely thank all our customers and business associates for their continued support and all our employees for their commitment, hard work and contribution to the company's performance. I sincerely assure you that the growth momentum of the company will continue in years ahead.

Thanking you,

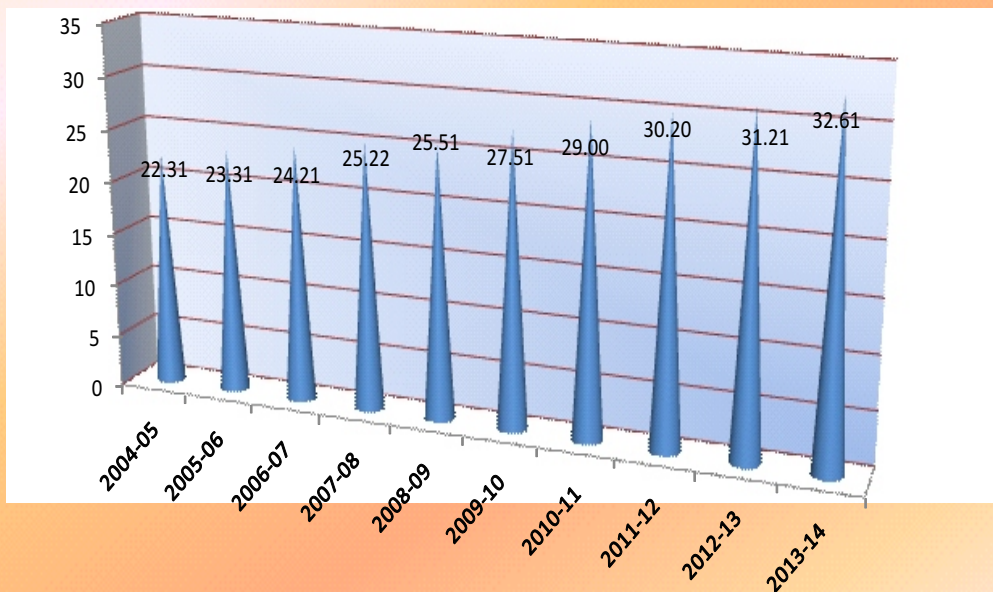
(T. K. Lahiry)
Chairman/Mg. Director



Turnover (₹ 'Crore)



Production in Million Tonnes

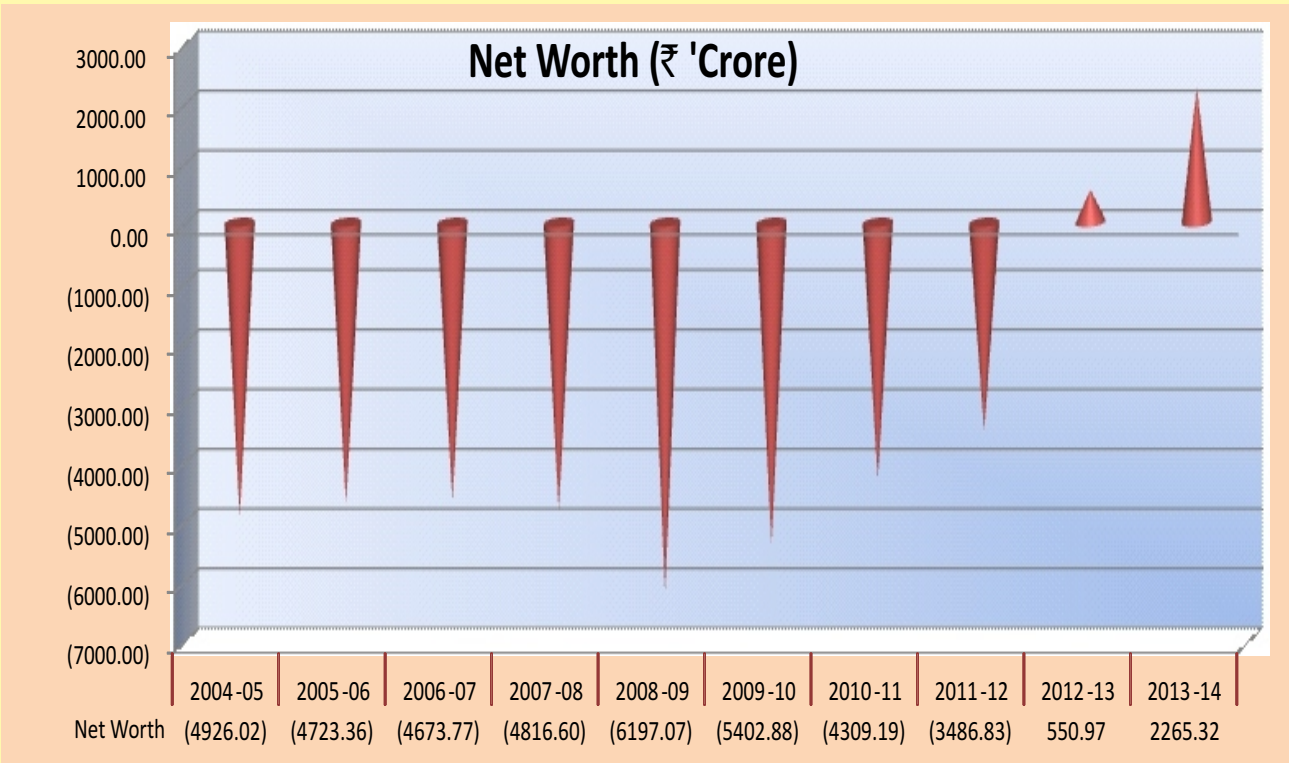




Net Profit (₹ Crore)



Net Worth (₹ 'Crore)





OPERATIONAL STATISTICS

Year Ending 31st March	2013	2012	2011	2010	2009	2008	2007	2006	2005	2004
1. (a) Production of Raw Coal:										
<i>(Million Tonnes)</i>										
Underground	3.153	3.485	3.696	3.901	4.133	4.464	4.902	5.47	6.376	6.743
Opencast	28.058	26.720	25.308	23.611	21.381	20.751	19.303	17.841	15.938	15.939
TOTAL	31.211	30.203	29.004	27.512	25.514	25.215	24.205	23.311	22.314	22.682
(b) Overburden Removal: (Million Cu. Mts.)										
	84.259	81.361	83.226	61.634	53.600	50.610	46.251	43.958	39.604	33.553
2. Off take (Raw Coal)										
<i>(Millions Tonnes)</i>										
Power	25.34	21.37	20.16	16.91	16.72	16.26	15.29	13.85	13.2	13.57
Steel	3.86	4.13	4.26	3.12	3.18	3.54	3.42	3.76	4.65	4.64
Fertilizer	1.12	1.06	1.11	1.14	0.88	1.19	0.96	1.01	0.93	1.03
Colliery Consumption	0.08	0.09	0.09	0.22	0.25	0.28	0.30	0.33	0.36	0.40
Others	2.68	3.47	3.72	3.69	3.57	2.78	4.12	3.40	3.23	4.15
TOTAL	33.08	30.12	29.34	25.08	24.60	24.05	24.09	22.35	22.37	23.79
3. Average Manpower										
	63291	66409	69886	74104	78210	81815	85362	89707	94689	98782
4. Productivity:										
<i>(A) Average Per Man Per Year (Tonnes)</i>										
	493.13	454.80	415.02	371.26	326.22	308.20	283.56	259.86	235.66	229.62
<i>(B) Output per Manshift (OMS):</i>										
(i) Underground (Tonnes)	0.35	0.36	0.37	0.38	0.38	0.40	0.42	0.43	0.46	0.47
(ii) Opencast (Tonnes)	7.57	6.57	6.11	5.42	4.84	4.51	4.14	3.69	3.09	3.03
(iii) Overall (Tonnes)	2.45	2.20	2.06	1.85	1.68	1.60	1.48	1.34	1.18	1.15
5. Information- As per Cost Report:										
(i) Earning per Manshift (Rs.)	2400.22	1960.54	1611.13	1384.74	1292.95	993.87	828.46	762.45	731.07	598.78
(ii) Avg. Cost of Production of Net saleable Coal (Rs. P.T.)	2014.89	2003.15	1646.72	1446.98	1794.33	1238.82	1140.92	1159.45	1161.34	1043.16
(ii) Avg. Sales Value of Production of Net saleable Coal (Rs. P.T.)	2475.68	2127.45	1936.95	1644.79	1287.09	1043.86	1002.55	1095.20	966.97	811.16



FINANCIAL POSITION

Important Financial Information

(BASED ON CONSOLIDATED ACCOUNTS OF AREAS/UNITS OF BCCL)

(₹ in crore)

(As per Revised Schedule VI)

Year Ended 31st March	2013-14	2012-13	2011-12	2010-11
(A) What is owned				
Gross Fixed Assets	4762.21	4598.80	4568.29	4333.38
Less: Depreciation & Impairment	3414.62	3240.05	3132.35	3003.78
(1) Net Fixed Assets	1347.59	1358.75	1435.94	1329.60
(2) Capital Work-in-progress	537.85	227.10	166.92	104.95
(3) Deferred tax asset	0.00	0.00	0.00	0.00
(4) Non-current investment	13.85	27.71	41.57	55.42
(5) Long term loans & advances	56.19	41.74	39.82	41.25
(6) Other Non-current Assets	0.00	0.00	0.87	0.72
(7) Current Assets				
(i) (a) Inventory of coal, coke etc.	618.75	757.05	946.79	1025.94
(b) Inventory of Stores & spares etc.	63.68	74.02	93.85	86.12
(c) Other inventories	6.24	6.00	3.77	0.30
(ii) Trade receivables	1570.15	1372.05	951.72	618.14
(iii) Cash & bank balances	2341.36	2394.13	2102.86	1250.98
(iv) Current Investment	13.86	13.86	13.86	13.86
(v) Short term loans & advances	847.84	502.15	237.04	104.77
(vi) Other Current assets	338.62	315.72	180.07	163.50
Total Current Assets (7)	5800.50	5434.98	4529.96	3263.61
(8) Current Liabilities & Provisions				
(a) Short term borrowing	509.79	1098.70	2500.23	3145.08
(b) Trade payables	50.57	88.93	127.74	95.22
(c) Other current liabilities	2493.34	2222.97	2478.23	2144.27
(d) Short term provisions	1461.26	1252.79	971.43	787.06
Total Current Liabilities (8)	4514.96	4663.39	6077.63	6171.63
Net Current Assets(7-8)	1285.54	771.59	(1547.67)	(2908.02)
TOTAL (A)	3241.02	2426.89	137.45	(1376.08)
(B) What is owed				
(1) Long Term Borrowing	0.00	0.00	1083.30	1083.30
(2) Deferred Tax liability	0.00	0.00	0.00	0.00
(3) Other Long Term liabilities	8.98	7.35	7.67	4.75
(4) Long Term Provisions	966.72	1868.57	2533.31	1845.06
TOTAL (B)	975.70	1875.92	3624.28	2933.11
Net worth (A-B)	2265.32	550.97	(3486.83)	(4309.19)
Represented by				
1. Equity capital	2118.00	2118.00	2118.00	2118.00
2. Preference Share Capital	2539.00	2539.00	0.00	0.00
3. Reserve & Surplus	(2391.68)	(4106.03)	(5604.83)	(6427.19)
NET WORTH	2265.32	550.97	(3486.83)	(4309.19)
CAPITAL EMPLOYED	2633.13	2130.34	(111.73)	(1578.42)

**INCOME AND EXPENDITURE STATEMENT**

(₹ in crore)

(BASED ON CONSOLIDATED ACCOUNTS OF AREAS/UNITS OF BCCL)

Year Ending 31st March	2013-14	2012-13	2011-12	2010-11
(A) Earned from:				
1. Gross Sales	10112.56	10176.62	8583.87	6951.77
Less: Levies (Excise duty & other levies.)	1824.57	1722.02	1303.39	794.66
Net Sales	8287.99	8454.60	7280.48	6157.11
2. Other income				
(a) Interest on deposits etc.	223.51	232.04	138.22	84.36
(b) Interest on RBI Power Bond	3.24	4.42	5.60	6.77
(c) Assistance for sand stowing & protective works	3.86	4.86	8.03	5.52
(d) Recovery of transportation & loading cost	183.46	154.49	156.90	150.17
(e) Other non-operating income	592.74	87.00	225.40	56.50
Total (A)	9294.80	8937.41	7814.63	6460.43
(B) Paid to/provided for:				
1. Employees benefits & remuneration	4414.34	4465.65	4211.01	3235.35
(a) Salary, wages, Allowances, Bonus etc.	3271.73	3006.42	2650.72	2179.59
(b) Contribution to P.F & other funds	380.72	361.60	275.82	278.04
(c) Gratuity	115.36	344.63	823.35	378.22
(d) Leave Encashment	112.76	182.36	99.89	140.48
(e) Others	533.77	570.64	361.23	259.02
2. Accretion/Decretion in stock	138.25	189.74	79.31	(173.25)
3. Welfare expenses	17.39	33.38	164.47	138.23
4. Cost of materials consumed	564.08	497.66	467.85	445.87
5. Power & fuel	312.03	317.14	314.80	217.82
6. Repairs	173.30	126.28	80.51	70.05
7. Contractual expenses	815.27	747.08	665.47	643.35
8. Finance cost	30.22	18.97	22.84	42.01
9. Depreciation/amortisation/impairment	261.14	209.98	201.35	187.07
10. Provisions & write off	30.03	124.01	235.66	1.45
11. OBR Adjustment	(99.03)	(15.38)	47.72	20.57
12. Other expenses	552.27	509.99	503.15	544.13
13. Prior period Adjustment/Exceptional items /Extraordinary items	(3.50)	3.85	(1.87)	(5.91)
Total (B)	7205.79	7228.35	6992.27	5366.74



(₹ in crore)

Year Ended 31st March	2013-14	2012-13	2011-12	2010-11
Profit/Loss for the year (A-B)	2089.01	1709.06	822.36	1093.69
Tax expenses	374.66	210.26	0.00	0.00
Net Profit	1714.35	1498.80	822.36	1093.69
Accumulated loss from last years	(4106.03)	(5604.83)	(6427.19)	(7520.88)
Cumulative profit/loss transferred to Balance Sheet	(2391.68)	(4106.03)	(5604.83)	(6427.19)
(A) Related to Assets & Liabilities				
1. (i) No. of equity shares	21180000	21180000	21180000	21180000
(ii) No. of preference shares	25390000	25390000	0.00	0.00
(iii) Shareholder's Fund				
a) Equity Share Capital	2118.00	2118.00	2118.00	2118.00
b) Preference Share Capital	2539.00	2539.00	0.00	0.00
c) Reserve	-	-	-	-
d) Accumulated Profit/Loss	(2391.68)	(4106.03)	(5604.83)	(6427.19)
Net Worth	2265.32	550.97	(3486.83)	(4309.19)
2. Long Term Borrowing	0.00	0.00	1083.30	1083.30
3. Capital Employed	2633.13	2130.34	(111.73)	(1578.42)
4. (i) Net Fixed Assets	1347.59	1358.75	1435.94	1329.60
(ii) Current Assets	5800.50	5434.98	4529.96	3263.61
(iii) Net Current Assets (W/C)	1285.54	771.59	(1547.67)	(2908.02)
5. Current Liabilities	4514.96	4663.39	6077.63	6171.63
6. a) Sundry Debtors (Net)	1570.15	1372.05	951.72	618.14
b) Cash & Bank	2341.36	2394.13	2102.86	1250.98
7. Closing Stock of:				
a) Stores & Spares(Net)	63.68	74.02	93.85	86.12
b) Coal,Coke etc.(Net)	618.75	757.05	946.79	1025.94
8. Average stock of stores & spares(Net)	68.85	83.94	89.99	86.16
(B) Related to Profit/Loss				
1. a) Gross Margin(PBDIT)	2380.37	1938.01	1046.55	1322.77
b) Gross Profit	2119.23	1728.03	845.20	1135.70
c) Net Profit (before tax)	2089.01	1709.06	822.36	1093.69
d) Net Profit (after tax)	1714.35	1498.80	822.36	1093.69
2. a) Gross Sales	10112.56	10176.62	8583.87	6951.77
b) Net Sales(after levies)	8287.99	8454.60	7280.48	6157.11
c) Sale value of Production	8149.69	8264.86	7201.33	6330.35
3. Cost of Goods sold(Sales-Profit)	6198.98	6745.54	6458.12	5063.42
4. a) Total Expenditures	7205.79	7228.35	6992.27	5366.74
b) Salary & Wages	4414.34	4465.65	4211.01	3235.35
c) Stores & Spares	564.08	497.66	467.85	445.87
d) Power & Fuel	312.03	317.14	314.80	217.82
e) Finance Cost & Depreciations	291.36	228.95	224.19	229.08
5. Average consumption of Stores per month	47.01	41.47	38.99	37.16



Year Ended 31st March	2013-14	2012-13	2011-12	2010-11
(A) PROFITABILITY RATIO				
1) As % of Net Sales				
a) Gross Margin	28.72	22.92	14.37	21.48
b) Gross Profit	25.57	20.44	11.61	18.45
c) Net Profit	25.21	20.21	11.30	17.76
2) As % of Total Expenditure				
a) Salary & Wages	61.26	61.78	60.22	60.29
b) Stores & Spares	7.83	6.88	6.69	8.31
c) Power & Fuel	4.33	4.39	4.50	4.06
d) Finance Cost & Depreciations	4.04	3.17	3.21	4.27
3) As % of Capital Employed				
a) Gross Margin	90.40	90.97	(936.68)	(83.80)
b) Gross Profit	80.48	81.12	(756.47)	(71.95)
c) Profit before Tax	79.34	80.22	(736.02)	(69.29)
4) Operating Ratio(Sales-Profit/Sales)	0.75	0.80	0.89	0.82
(B) LIQUIDITY RATIOS				
1) Current Ratio	1.28	1.17	0.75	0.53
2) Quick Ratio	1.13	0.99	0.57	0.35
(C) TURNOVER RATIOS				
1) Capital Turnover Ratio(Net Sale/Cap. Employed)	3.15	3.97	(65.16)	(3.90)
2) Sundry Debtors(net) as no. of months				
a) Gross sales	1.86	1.62	1.33	1.07
b) Net Sales	2.27	1.95	1.57	1.20
3) As Ratio of Net Sales				
a) Sundry Debtors	0.19	0.16	0.13	0.10
b) Coal Stocks	0.07	0.09	0.13	0.17
4) Stock of Stores & Spares				
a) Avg. Stock/Annual Consumption	0.12	0.17	0.19	0.19
b) Cl. Stocks in terms of no of months consumption	1.35	1.78	2.41	2.32
5) Stock of Coal, Coke, W/Coal etc.				
a) As no of months value of production	0.91	1.10	1.58	1.94
b) As no of months cost of goods sold	1.20	1.35	1.76	2.43
c) As no of months Net Sales	0.90	1.07	1.56	2.00
(D) STRUCTURAL RATIOS				
a) Debt : Equity	-	-	0.51	0.51
b) Debt : Net Worth	-	-	(0.31)	(0.25)
c) Net Worth : Equity	1.07	0.26	(1.65)	(2.03)
d) Net Fixed Assets : Net Worth	0.59	2.47	(0.41)	(0.31)

**FINANCIAL POSITION**

Important Financial Information

(BASED ON CONSOLIDATED ACCOUNTS OF AREAS/UNITS OF BCCL)

Year Ending 31st March	₹ in Crore					
	2009-10	2008-09	2007-08	2006-07	2005-06	2004-05
(A) What is owned						
Gross Fixed Assets (Tangible & intangible)	4088.79	3914.75	3855.84	3727.98	3648.19	3475.12
Less: Depreciation & Impairment	2862.42	2781.34	2730.94	2605.46	2523.60	2491.64
(1) Net Fixed Assets (Tangible & intangible)	1226.37	1133.41	1124.90	1122.52	1124.59	983.48
(2) Capital Work-in-progress (Tangible & intangible)	83.04	91.38	54.08	83.99	58.19	39.97
(3) Deferred tax asset	0.00	0.00	0.00	0.00	0.00	0.00
(4) Misc. expenditure & other payables	0.00	0.00	0.00	0.00	0.00	0.00
(5) Investment	83.14	96.99	110.85	124.70	138.56	138.56
(6) Current Assets						
(i) (a) Inventory of coal, coke etc.	852.70	600.96	483.52	434.04	427.61	364.97
(b) Inventory of Stores & spares etc.	86.20	106.29	90.01	87.85	93.37	86.87
(c) Other inventories						
(ii) Sundry debtors	393.80	186.83	51.44	86.18	148.16	164.91
(iii) Cash & bank balances	923.03	910.89	772.89	960.97	613.74	247.89
(iv) Loans & advances	319.50	220.71	179.79	163.29	246.66	162.37
Total Current Assets (6)	2575.23	2025.68	1577.65	1,732.33	1,529.54	1,027.01
(7) Current Liabilities & provision	7947.9	8342.97	6392.35	5,853.27	5,712.66	5,336.52
Net Current Assets (6-7)	(5372.67)	(6317.29)	(4814.70)	(4,120.94)	(4,183.12)	(4,309.51)
Total (A)	(3980.12)	(4995.51)	(3524.87)	(2,789.73)	(2,861.78)	(3,147.50)
(B) What is owed						
Bank Loan(Overdraft)	339.46	118.26	208.43	307.84	214.96	202.32
Long Term Borrowing	1083.30	1083.30	1083.30	1,576.20	1,646.62	1,576.20
Total (B)	1422.76	1201.56	1291.73	1,884.04	1,861.58	1,778.52
NET WORTH (A-B)	(5402.88)	(6197.07)	(4816.60)	(4,673.77)	(4,723.36)	(4,926.02)
Represented by						
1. Equity capital	2118.00	2118.00	2118.00	2,118.00	2,118.00	2,118.00
2. Profit / Loss	(7520.88)	(8315.07)	(6934.60)	(6791.77)	(6,841.36)	(7,044.02)
NET WORTH	(5402.88)	(6197.07)	(4816.60)	(4673.77)	(4,723.36)	(4,926.02)
CAPITAL EMPLOYED	(4146.30)	(5183.88)	(3689.80)	(2998.42)	(3,058.53)	(3,326.03)

**INCOME AND EXPENDITURE STATEMENT**

(BASED ON CONSOLIDATED ACCOUNTS OF AREAS/UNITS OF BCCL)

(₹ in crore)

Year Ending 31st March	2009-10	2008-09	2007-08	2006-07	2005-06	2004-05
(A) Earned from:						
Gross Sales	5038.35	3866.54	3385.95	3271.95	3467.04	2884.10
Less: Levies (Royalties, cesses etc.)	523.20	467.41	431.17	392.75	354.76	343.49
1. Net Sales	4515.15	3399.13	2954.78	2879.20	3112.28	2540.61
2. Accretion/Decretion in stocks	268.09	118.57	49.62	5.55	63.11	17.81
3. Coal/Coke issued for other purposes per contra	765.70	755.32	685.88	677.76	804.65	580.28
4. Other revenue receipts	609.55	691.67	279.38	400.26	326.69	108.24
Total (A)	6158.49	4964.69	3969.66	3962.77	4306.73	3246.94
(B) Paid to/Provided for:						
1. Purchaser/Transfer of Coal/Coke etc.	-	-	-	-	0.08	-
2. Internal consumption of Coal/Coke per contra	744.08	732.33	660.71	653.20	777.27	549.97
3. Employees benefits & remuneration	2642.75	3600.14	2208.64	1751.52	1812.57	2352.82
4. Welfare expenses	340.72	305.50	256.89	244.80	234.94	220.36
5. Stores & spares	391.25	375.49	330.16	320.65	318.62	285.73
6. Power & fuel	306.00	234.14	233.47	232.71	230.20	222.99
7. Repairs	70.72	56.24	49.45	49.45	49.82	51.36
8. Contractual expenses	378.19	294.75	236.82	168.45	149.78	97.66
9. Other expenditure	386.80	433.22	287.47	275.77	313.22	199.93
10. Provisions	7.79	2.74	1.70	2.30	22.85	3.61
11. Finance charges	66.60	78.43	93.47	76.86	103.09	183.54
12. Depreciation/amortisation/impairment/provision)	135.67	163.02	178.81	163.21	120.74	118.40
13. OBR Adjustment	(109.63)	52.15	(33.22)	17.82	17.60	7.18
14. Prior period adjustment	3.62	13.53	(138.86)	(46.27)	(49.12)	(87.18)
15. Mines closure	0.00	0.00	0.00	0.00	0.00	0.00
Total (B)	5364.56	6341.68	4365.51	3910.47	4101.66	4206.37
Profit/Loss for the year (A-B)	793.93	(1376.99)	(395.85)	52.30	205.07	(959.43)
Fringe benefit tax	0.26	(3.48)	(10.44)	(2.72)	(2.41)	-
Waiver of Apex interest	-	-	492.90	-	-	-
Net Profit	794.19	(1380.47)	86.61	49.58	202.66	(959.43)
Accumulated loss from last years	(8315.07)	(6934.60)	(7021.22)	(6841.36)	(7044.02)	(6084.59)
Profit/Loss (+/-) carried forward to Balance Sheet	(7520.88)	(8315.07)	(6934.61)	(6791.78)	(6841.36)	(7044.02)

**FINANCIAL POSITION**

(₹ in crore)

IMPORTANT FINANCIAL INFORMATION**(As per consolidated Audited Accounts)****Year Ending 31st March****(A) Related to Assets & Liabilities**

	2009-10	2008-09	2007-08	2006-07	2005-06	2004-05
1. (i) No. of equity shares						
(ii) Shareholder's Fund						
a) Equity	2118.00	2118.00	2118.00	2118.00	2118.00	2118.00
b) Reserve						
c) Accumulated Profit/Loss	(7520.88)	(8315.07)	(6934.60)	(6791.77)	(6841.36)	(7044.02)
Net Worth	(5402.88)	(6197.07)	(4816.60)	(4673.77)	(4723.36)	(4926.02)
2. Loan	1083.30	1083.30	1083.30	1576.20	1646.62	1576.20
3. Capital Employed	(4146.30)	(5183.88)	(3689.80)	(2998.42)	(3058.53)	(3326.03)
4. (i) Net Fixed Assets	1226.37	1133.41	1124.90	1122.52	1124.59	983.48
(ii) Current Assets	2575.23	2025.68	1577.65	1732.33	1529.54	1027.01
(iii) Net Current Assets (W/C)	(5372.67)	(6317.29)	(4814.70)	(4120.94)	(4183.12)	(4309.51)
5. Current Liabilities	7947.90	8342.97	6392.35	5853.27	5712.66	5336.52
6. a) Sundry Debtors (Net)	393.80	186.83	51.44	86.18	148.16	164.91
b) Cash & Bank	923.03	910.89	772.89	960.97	613.74	247.89
7. Closing Stock of:						
a) Stores & Spares(Net)	86.20	106.29	90.01	87.85	93.37	86.87
b) Coal, Coke etc.(Net)	852.70	600.96	483.52	434.04	427.61	364.97
8. Average stock of stores & spares(Net)	96.25	98.15	88.93	90.61	90.12	86.25

(B) Related to Profit/Loss

1. a) Gross Margin	996.46	(1139.02)	358.89	289.65	426.49	(657.49)
b) Gross Profit	860.79	(1302.04)	180.08	126.44	305.75	(775.89)
c) Net Profit (before tax)	794.19	(1380.47)	86.61	49.58	202.66	(959.43)
d) Net Profit (after tax)	794.19	(1380.47)	86.61	49.58	202.66	(959.43)
2. a) Gross Sales	5038.35	3866.54	3385.95	3271.95	3467.04	2884.10
b) Net Sales(after levies)	4515.15	3399.13	2954.78	2879.20	3112.28	2540.61
c) Sale value of Production	4329.50	2920.29	2635.20	2488.21	2545.19	2179.58
3. Cost of Goods sold(Sales-Profit)	3720.96	4779.60	2868.17	2829.62	2909.62	3500.04
4. a) Total Expenditures	5364.56	6341.68	4365.51	3910.47	4101.66	4206.37
b) Salary & Wages	2642.75	3600.14	2208.64	1751.52	1812.57	2352.82
c) Stores & Spares	391.25	375.49	330.16	320.65	318.62	285.73
d) Power & Fuel	306.00	234.14	233.47	232.71	230.20	222.99
e) Interest & Depreciation	202.27	241.45	272.28	240.07	223.83	301.94
5. Average consumption of Stores per month	32.60	31.29	27.51	26.72	26.55	23.81



Year Ending 31st March	2009-10	2008-09	2007-08	2006-07	2005-06	2004-05
(A) PROFITABILITY RATIO						
1) As % of Net Sales						
a) Gross Margin	22.07	(33.51)	12.15	10.06	13.70	(25.88)
b) Gross Profit	19.06	(38.31)	6.09	4.39	9.82	(30.54)
c) Net Profit	17.59	(40.61)	2.93	1.72	6.51	(37.76)
2) As % of Total Expenditure						
a) Salary & Wages	49.26	56.77	50.59	44.79	44.19	55.93
b) Stores & Spares	7.29	5.92	7.56	8.20	7.77	6.79
c) Power & Fuel	5.70	3.69	5.35	5.95	5.61	5.30
d) Finance Cost & Depreciations	3.77	3.81	6.24	6.14	5.46	7.18
3) As % of Capital Employed						
a) Gross Margin	(24.03)	21.97	(9.73)	(9.66)	(13.94)	19.77
b) Gross Profit	(20.76)	25.12	(4.88)	(4.22)	(10.00)	23.33
c) Profit before Tax	(19.15)	26.63	(2.35)	(1.65)	(6.63)	28.85
4) Operating Ratio(Sales-Profit/Sales)	0.82	1.41	0.97	0.98	0.93	1.38
(B) LIQUIDITY RATIOS						
1) Current Ratio	0.32	0.24	0.25	0.30	0.27	0.19
2) Quick Ratio	0.21	0.16	0.16	0.21	0.18	0.11
(C) TURNOVER RATIOS						
1) Capital Turnover Ratio(Net Sale/Cap. Employed)	(1.09)	(0.66)	(0.80)	(0.96)	(1.02)	(0.76)
2) Sundry Debtors(net) as no of months						
a) Gross sales	0.94	0.58	0.18	0.32	0.51	0.69
b) Net Sales	1.05	0.66	0.21	0.36	0.57	0.78
3) As Ratio of Net Sales						
a) Sundry Debtors	0.09	0.05	0.02	0.03	0.05	0.06
b) Coal Stocks	0.19	0.18	0.16	0.15	0.14	0.14
4) Stock of Stores & Spares						
a) Avg. Stock/Annual Consumption	0.25	0.26	0.27	0.28	0.28	0.30
b) Cl. Stocks in terms of no of months consumption	2.64	3.40	3.27	3.29	3.52	3.65
5) Stock of Coal, Coke, W/Coal etc.						
a) As no of months value of production	2.36	2.47	2.20	2.09	2.02	2.01
b) As no of months cost of goods sold	2.75	1.51	2.02	1.84	1.76	1.25
c) As no of months Net Sales	2.27	2.12	1.96	1.81	1.65	1.72
(D) STRUCTURAL RATIOS						
a) Debt : Equity	0.51	0.51	0.51	0.74	0.78	0.74
b) Debt : Net Worth	(0.20)	(0.17)	(0.22)	(0.34)	(0.35)	(0.32)
c) Net Worth : Equity	(2.55)	(2.93)	(2.27)	(2.21)	(2.23)	(2.33)
d) Net Fixed Assets : Net Worth	(0.23)	(0.18)	(0.23)	(0.24)	(0.24)	(0.20)



DIRECTORS' REPORT

To
The Shareholders,
Bharat Coking Coal Limited,
Dhanbad.
Sirs,

I have a great pleasure in presenting to you, on behalf of the Board of Directors, the 43rd Annual Report of Bharat Coking Coal Limited along with Audited Accounts for the year ended 31st March, 2014. The Company has earned a PAT (Profit after Tax) of ₹ 1714.35 crore during the current year against a PAT (Profit after Tax) of ₹ 1498.80 crore for the previous year. The Audited Statement of Accounts, Auditors' Report thereof and the comments of Comptroller & Auditor General of India (CAG) are annexed to this Report.

SPECIAL ACHIEVEMENTS:

- The company was conferred with the BRPSE turnaround CPSE Award during 2013-14.
- The company achieved an all-time highest production of 32.611 Mt against the MoU target of 32.50 Mt.

1.0. OVERVIEW OF PERFORMANCE DURING 2013-14

1.1. Raw Coal Production, Productivity, & off take Performance of BCCL during 2013-14 vis-à-vis 2012-13

S.No	Particulars	Unit	2013-14			2012-13	Growth over last year	
			Target	Actual	Achieved (%)	Actual	Absolute	(%)
i)	Raw Coal (According to type of Mine)							
	UG	M.Te.	3.20	2.70	84.38	3.15	-0.45	-14.29
	OC	M.Te.	29.30	29.91	102.08	28.06	1.85	6.60
	Total	M.Te.	32.50	32.61	100.34	31.21	1.40	4.50
ii)	According to type of Coal							
	Coking coal	M.Te.	28.18	30.13	106.92	26.97	3.16	11.72
	Non-coking coal	M.Te.	4.32	2.48	57.41	4.24	-1.76	-41.51
	Total	M.Te.	32.50	32.61	100.34	31.21	1.40	4.50
iii)	OB Removal	M.CuM.	84.25	85.419 *	101.39	84.26	1.16	1.40
iv)	Productivity (OMS)							
	UG	Te.	0.36	0.31	86.11	0.35	-0.04	-11.43
	OC	Te.	7.24	9.38	129.60	8.31	1.07	12.88
	Overall	Te.	2.51	2.64	105.18	2.50	0.14	5.60
v)	Off-take of Coal	M.Te.	33.25	34.20	102.86	33.04	1.16	3.51

*Note: Excluding 2.13 m.cum R/H approved for capacity utilization.

1.2. Wagon Loading

Wagon loading in 2013-14 averaged 3144 FWs/day compared to the actual of 3094 FWs/day in 2012-13. This represents a growth of (+) 1.62% over the previous year.

1.3. Supply of washed & direct feed coal

Supply of washed & direct feed coal to steel sector was 10.62 Lakh Tonnes in 2013-14 against 13.73 Lakh Tonnes in 2012-13.



1.4. Washed (including direct feed) Coal Production [Ref. MoU item no 2.4(iii)]

(In million tonne)

Type	2013-14		2012-13	
	Target	Actual	Target	Actual
Washed Coal(C)	1.800	0.953	1.790	1.329
Washed Coal (NC/WPC)	2.076	1.261	2.054	1.291
Direct Feed coal	--	0.09	--	0.026
Total	3.876	2.304	3.844	2.646

1.5. Change in Cost of Production in real terms [Ref MoU item no. 3.2.2]

S.No.	Item	Units	2013-14	2012-13
1	Production	L.Te	326.14	312.14
2	Net Saleable Coal	L.Te	325.44	311.38
3	Increase in WPI	%	5.97	
	(177.6-167.6)/167.6*100			
4	Total Cost	₹ Lakhs	720579	722835
5	Cost per Tonne (COP)	₹	2214.17	2321.39
6	COP 13-14/COP 12-13		0.95	
7	WPI	13-14/WPI 12-13	1.06	
8	100 – (R6/R7*100)	%	10.38	

Note: Cost per tonne (COP) is decreased by 4.62% in 2013-14 over 2012-13. WPI is increased by 5.97% in 2013-14 over 2012-13. **Hence, COP is decreased by 10.38% in real terms in 2013-14 over 2012-13.**

2. MANAGEMENT:

- a) The affairs of the Company during the period from 01.04.2013 to 31.03.2014 have been managed by the following members of the Board.

1.	Shri T.K. Lahiry Chairman-cum-Mg. Director	:	From 01.11.2008	;	Continuing
2.	Shri P. Soma Shekar Reddy Director	:	From 13.01.2012	to	11.04.2013
3.	Shri Hemant Jain, Director	:	From 12.04.2013	to	26.01.2014
4.	Shri S.K. Shahi, Director	:	From 27.01.2014	;	Continuing
5.	Shri N. Kumar, Director	:	From 29.02.2012	;	Continuing
6.	Shri P.E.Kachhap, Director	:	From 11.07.2007	to	31.12.2013
7.	Shri D.C. Jha, Director	:	From 27.10.2009	;	Continuing
8.	Shri Amitava Saha, Director	:	From 02.08.2011	;	Continuing
9.	Shri Ashok Sarkar, Director	:	From 25.08.2011	;	Continuing
10.	Shri B.K. Panda, Director	:	From 01.01.2014	;	Continuing
11.	Shri Paul Joseph, Independent Director	:	From 25.06.2011	;	Continuing
12.	Shri B. Ramesh Kumar, Independent Director	:	From 25.06.2011	;	Continuing
13.	Dr. B.B. Biswal, Independent Director	:	From 25.06.2011	;	Continuing
14.	Shri S.B. Ghosh Dastidar Independent Director	:	From 31.01.2012	;	Continuing
15.	Shri P.R. Mandal Independent Director	:	From 12.02.2013	;	Continuing
16.	Shri G.K. Mohanty Permanent Invitee	:	From 31.01.2012	;	Continuing
17.	Shri A.K. Sarkar Permanent Invitee	:	From 30.09.2011	to	20.04.2013
18.	Shri S. K. Burnwal Permanent Invitee	:	From 07.05.2013	to	02.07.2013
19.	Shri Satyendra Singh Permanent Invitee	:	From 11.10.2013	to	31.03.2014



b) Ten (10) Board Meetings were held during the year 2013-14.

3. AVAILABILITY & UTILISATION OF HEMM W.R.T. CMPDIL NORMS:

The relevant details in this regard are shown below:

Equip-ment	Populat ion as on 31.3.14	Popula tion as on 31.3.13	Norms		2013-2014		2012-2013		% Variation	
					Actual		Actual			
			AV %	UT %	AV %	UT %	AV %	UT %	AV	UT
Dragline	2	2	85	73	88	64	67	52	31	22
Shovel	174	157	80	58	85	81	79	75	8	9
Dumper	565	544	67	50	100	60	98	52	3	14
Dozer	138	142	70	45	79	50	81	52	-3	-5
Drill	105	119	78	40	84	61	75	51	12	19

The overall system capacity utilization (commensurate to corresponding production target) overall is **93.61%**. [Ref. MoU item no 3.2.3]

4. HOLDING COMPANY CIL

The Company continues to be a Subsidiary of Coal India Limited.

5. CONSTRAINTS

The major constraints which affected BCCL's performance during the year in terms of loss of coal production:

(a) Loss of Coal Production

(Fig. in Lakh Tonnes)

Sl. No.	Cause	2013-14	2012-13
i	Power Failure	1.277	7.047
ii	Absenteeism	0.545	0.560
iii	Rain	0.032	0.606
iv	Mechanical Breakdown	1.976	8.380
v	I.R.	0.297	0.845
vi	Lag in Stowing	0.000	0.000
vii	N.A. of Land etc.	1.211	0.535
viii	Roof Trouble & Others	13.980	8.742
	Total	19.318	26.715

(b) Loss of Washed Coal Production

(Fig. in Lakh Tonnes)

Sl. No.	Cause	2013-14	2012-13
i	Power Failure	0.297	0.426
ii	Elec. & Mech. Breakdown	2.067	2.703
iii	Raw Coal Shortage	1.818	1.216
iv	CC Bunker Full	0.083	0.129
v	Rain & Drowning	0.000	0.000
vi	Operational Trouble	2.349	2.073
vii	Maint. Hold Up	1.074	1.263
viii	Media Shortage	0.201	0.000
	Total	7.889	7.810



6. STATUS OF POWER SUPPLY:

6.1 Power Availability

The Power requirement for the year 2013 -14 was assessed at 184.90 MVA whereas average power availability was 182.72 MVA. The demand and availability during the previous year were 184.40 MVA and 178.91 MVA respectively. Aggregate duration of power interruption in 2013-14 was 1173 Hrs. as compared to 3443 Hrs. in 2012-13.

6.2 Operation of Captive Sets to supplement power availability.

The details of energy generated during 2013-14 by various captive DG stations compared to previous year are noted below:

Captive DG Sets	Installed Capacity (MVA)	2013-14		2012-13	
		Energy Generated (KWH)	Running Hrs	Energy Generated (KWH)	Running Hrs
Jealgora	7.2	-	-	-	-
Madhuband	3.2	-	-	-	-
Moonidih	6.4	-	-	1350	3.00
Amlabad	1.6	-	-	-	-
Murlidih	1.6	14025	59.05	32406	108.10
Total		14025	59.05	33756	111.10

6.3. Further Steps to supplement Power Availability

i. Status of Moonidih Captive Power Plant

1. 2×10 MW Captive Power Plant at Moonidih based on fluidized bed combustion technology has been leased out and is operated by lessee since April 2011. Total energy injected in DVC grid is 89018592 KWH and consumed by Moonidih is 422000KWH in 2013-14.

ii. Status of Madhuband Power Plant

(a) As per agreement between CIL & M/S DLF Power Limited a 1×10MW Captive Power Plant based on fluid bed combustion has been constructed under B.O.O scheme at Madhuband based on washery reject as fuel. CPP has not been operating since 24.06.2007.

(b) The Power Plant at Madhuband is besieged with problems right from the beginning on account of performance guarantee test, Capital Cost, quality of washery rejects etc.

(c) DLF Power went for arbitration and the arbitral award is under challenge by BCCL in Civil Court at Dhanbad. Tariff Order is issued by JSERC is under challenge by BCCL in appellat tribunal of electricity at New Delhi.

(d) Appellant tribunal has dismissed the appeal and as such BCCL has filed special leave Petition with Honorable Supreme Court of India on 07.04.12 .Hon. Supreme Court has ordered on 05.10.12 that Appellant tribunal's decision dated 06.02.12 shall remain stayed.

(e) DLF is not interested in restarting of Plant through De-Novo arrangement.

An alternative proposal has been given to DLF for restart of the plant but DLF has not agreed to this proposal so far.

(f) DVC is billing provisionally at present due to petition of tariff under challenge by DVC at Honorable Supreme Court.

7. FINANCE

7.1 Capital Structure

Authorised Share Capital	₹. Cr.
Equity Share	2500
5% Non-convertible Cumulative Redeemable Preference Share	2600
Total	5100
Subscribed & Paid up Share Capital	
Equity Share	2118
5% Non-convertible Cumulative Redeemable Preference Share	2539
Total	4657



7.2 Financial Results

During the year under review, the Company earned a net profit before tax of ₹ 2089.01 Crore as compared to PBT of ₹1709.06 Crore during the previous year. Details are as under:

(₹ in Crore)

Particulars	2013-14	2012-13
Profit(+)/Loss(-) before Depreciation & impairment, Interest, Tax & Amortisation (EBIDTA).	2380.37	1938.01
Less: Depreciation and Impairment.	261.14	209.98
Profit before Interest, Tax & Amortisation.	2119.23	1728.03
Less : Interest.	30.22	18.97
Profit Before Tax (PBT)	2089.01	1709.06
Less : Current provision for Tax	374.66	210.26
Profit After Tax (PAT)	1714.35	1498.80

7.3 Capital Expenditure (CAPEX)

Accounting Head wise Capital Expenditure for and upto 31.03.2014 (Cash Basis)

(₹ in lakh)

Head of Accounts	2012-13	2013-14	
	Actual	B.E	Actual
Prospecting	3284.22	7420.00	6904.28
Land	374.46	746.00	695.09
Residential Bldg.	84.87	530.00	88.97
Service Bldg.	212.23	3660.00	285.32
Welfare Bldg.	63.23	750.00	129.86
Water Supply	82.68	910.00	71.43
HEMM	5843.45	40436.00	20146.62
Other P&M	13190.86	22823.00	19749.54
Development	3409.44	5990.00	2040.80
Railway Siding	0.00	1035.00	222.27
Furniture	69.26	700.00	89.97
Vehicles	0.00	0.00	0.00
Total	26614.70	85000.00	50424.15

7.4. Payment to Exchequer

During the year, the Company paid a sum of ₹1691.57 Crore to the State and Central Governments towards Statutory dues against ₹1799.65 Crore in the previous year. The details are as follows:

(₹ in Crore)

Particulars	2013-14	2012-13
Royalty on Coal	688.25	770.49
Sales Tax / VAT	284.60	303.45
Stowing Excise Duty	33.17	32.31
Other Cess	4.73	3.79
Clean Energy Cess	164.54	171.51
Central Excise Duty	516.28	518.10
TOTAL	1691.57	1799.65

The Company paid an amount of:

- ₹ 65.00 Crore towards Royalty on Coal as advance in March, 2014 against dispatches of March, 2014 payable in April, 2014.

- ₹ 24.22 Crore towards JVAT as advance in March, 2014 against dispatches of March, 2014 and 2014-15.
- ₹ 34.28 Crore towards CST as advance in March, 2014 against dispatches of March, 2014 and 2014-15.
- ₹ 68.66 Crore is paid towards Excise duty in March 2014 against dispatched of March 2014 as mandatorily payable as per law within 31st March 2014.

8. TELECOMMUNICATION:

- MPLS-VPN based Wide Area Network (WAN):- 94 locations including Area Offices/Regional stores/Central Stores/Washery Stores/workshop/Weighbridges & Desk Office at Kolkata have been commissioned and connected through MPLS-VPN for On-line activities. To improve the availability of network, a tender for secondary network is under process as per guidelines of CIL.
- GPS/GPRS based vehicle tracking system:- Three months trial run for GPS/GPRS based Vehicle Tracking System at Kusunda Area completed successfully. After successful trial run, a confirmation letter for implementation of the system in all Areas of BCCL has been issued and accordingly the system has also been implemented in all areas of BCCL.

GPS enabled truck transportation system has been introduced in all 12 (twelve) Areas of BCCL. [Ref MoU item no 3.2.4]

- RFID based Boom Barrier at all areas of BCCL on Rental basis: A scheme for RFID based boom barrier at all entry / exit points in areas of BCCL to monitor entry/exist of transport vehicle is under approval.
- CCTV at Road weighbridges: As per directive of Technical Examiner, CVC, CCTV cameras at Road weighbridges are under installation.
- Corporate communication strategy: A scheme has been prepared by the company for establishing a good corporate communication system. The scheme has been approved in November 2013. The scheme is a two-way communication amongst various levels of executives of the



company. Level of executives in senior positions are General Managers / HODs at headquarter and GM/ CGM at all areas and service units. In middle level executives, additional GM, Chief Managers are generally involved. [Ref. MoU item no 2.4.2(a) & (b)]

6. Meetings / consultation are held with key stakeholders, viz., vendors, land owners, consumers etc. One meeting with vendor, 17 (Seventeen) meetings with land owners were held during the current financial year. Regular meetings (month wise) are also held with consumers. [Ref MoU item no 2.4.2(c)]
7. Feedback channel by way of seminars, meetings towards sustainable performance, i.e., social, economy and environmental issues are held. 3 (Three) such programs have been conducted by the company on 21/09/2013, 21/02/2014 and 14/03/2014 respectively. [Ref MoU item no 2.4.2(d)]

9. RISK MANAGEMENT:

Enterprise Risk Management plan: CIL issued work order for preparation of enterprise risk assessment and its management procedure in CIL and its subsidiaries on 19th February 2014. BCCL being one of the subsidiaries will be covered under Enterprise Risk Management Plan of CIL. The work has been taken up by M/s Ernest & Young, LLP Kolkata. [Ref MoU item no. 3.1.4]

10. COMPUTERIZATION:

a) A centralized Main Data Center (MDC) and a Near Data Centre (NDC) were established during the financial year 2013-14 at BCCL HQ and BCCL Desk Office, Kolkata respectively. Local Area Network (LANs) were established at all Area offices including Central / Area Stores, Washery Divisional office, East Washery Zonal office, West Washery Zonal office and BCCL Desk office, Kolkata. All these locations were linked during 2013-14 with the centralized MDC using MPLS-VPN links established during previous years through BSNL.

b) All existing rail/ road weigh bridges were linked with the centralized MDC using MPLS-VPN links established earlier through BSNL.

During 2013-14, additional MPLS-VPN links were established for connecting more BCCL locations, which include Central Hospital Dhanbad, all Washery Stores and Sinidih Workshop Stores.

c) Testing and fine-tuning of e-Dispatch system for coal sale introduced during previous year has been done during previous year has been further improvised and is being used for Coal Sale Billing through standardized software modules developed under web-based Coal Net application package being developed as a customized ERP for BCCL.

d) Testing and fine-tuning of standardized integrate on-line Financial Accounting module under Coal Net application package completed as per requirement during 2013-14 and linked with Budgetary Control and Monitoring module established during 2012-13. The module is expected to roll-out for regular use from 1.4.2014.

e) Necessary modifications and improvement to the existing operational modules of the Coal Net Application Software have been done as per requirement for standardization of the procedures.

f) Testing and fine-tuning of facility for preparation of Unit Cost Sheets, Corporate Cost Sheet and related reports using Coal Net application completed as per requirement and made operational during 2013-14.

11. GEOLOGICAL EXPLORATION AND DRILLING

11.1. Exploration and Drilling:

During the year 2013-14 drilling of 39657.50 mtr has been done in the following coal blocks:

Sl no	Name of block	Agency	Meterage drilled	Remark
1	Kapuria	MECL Through CMPDIL	10214.75	Work in progress
2	Singra	MECL Through CMPDIL	19961.15	Work in progress
3	West Mohuda	MECL Through CMPDIL	9481.60	Work in progress
		Total	39657.50	



The exploration and drilling during 2013-14 was 39657.50 Mtr., against an exploration drilling of 33748.75 Mtr., during the same period last year achieving a growth of 17.50 %

11.2. Geological Assessment:

(a) 27no of patches of BCCL command Area were studied for hired HEMM (OC Patches) including deviation proposals

11.3 Departmental Drilling activities:

Sl No	Name of Drill	Progress of work (in mtr)		Nature of work	% Increase/decrease	No of drill	Remarks
		2012-13	2013-14				
1	VOLLAM 160HTR	399.00	589.04	Drilling/reaming at Lodna, Dhansar collieries for dewatering purpose.	(+)47.62	02	Frequent break down of old machines
2	Burn side drilling machine	309.67	86.85	Noncoring U/G drilling for dewatering at Lohapatti, Bararee and fault proving at Bhowrah(N) U/G collieries.	(-)66.80	03	Less requirement Hence decrease in %
			15.90	Coring U/G drilling at Bhowra(N) for fault proving.			
		Total	102.75				

12. RESEARCH AND DEVELOPMENT

12.1. The following 12 nos. of R&D/S&T projects/schemes of CIL were under implementation during 2013-14 under command area of BCCL.

STATUS OF S&T/R&D PROJECTS UNDER COMMAND AREA OF BCCL

(₹ in lakh)

Sl No	Project Title	Date of start of the project	Scheduled date of completion	Total Approved Cost	Status
A	R&D Projects:				
1	Analysis of in-situ stress for CBM exploration in Jharia Coalfield Project Code: CIL/R&D/1/32/09 Implementing agency : CMPDI & ISM, Dhanbad	Mar. 2009	Feb.2013	168.597 CMPDI-126.00 ISM-42.597	Project has been completed. In-situ stress magnitudes such as vertical stress, effective stress, effective vertical stress and effective horizontal stresses have been estimated for Jharia Coalfields from density logs of 30 wells.



Sl No	Project Title	Date of start of the project	Scheduled date of completion	Total Approved Cost	Status
2	<p>Effective utilization of low rank and low volatile high rank Indian coking coals for Blast Furnace (BF) coke making</p> <p>Project code - CIL/R&D/3/1/09</p> <p>Implementing agency : CMPDI, Ranchi and RDCIS (SAIL), Ranchi</p>	Sept. 2009	Feb.2013	265.00 CMPDI-245.00 RDCIS - 20.00	<p>Project has been completed. On the basis of laboratory scale results, samples from Muraidih OCP(V,VI,VII combined seam)and North Urimari (Argada seam) were selected for pilot oven carbonisation test with indigenous prime(PCC), medium(MCC), imported coking coals and selected low rank high volatile coals and LVHR coals in blends. On the basis of analysis of the test results, the following have been recommended:</p> <p>i) Clean coal samples of Muraidih and North Urimari at 10%,15% and 17% ash level have good coking properties and can be used in coke making.</p> <p>ii) Clean coal of Gidi A, Jhanjra and Sonepur Bazari don't have coking properties and may be suitable for dust injection application.</p> <p>iii) Up to 20% of high volatile low rank coals from Argada seam, North Urimari, South Karanpura coalfields at ash content of about 10% and 15% can be used in Blast Furnace(BF) coke making.</p> <p>iv) Use of 10% low ash Muraidih coal and 10% low ash North Urimari coal in blend produced very good quality coke under stamp charging process.</p> <p>v) Good quality coke can also be obtained by using a blend of 15% Muraidih coal in combination with 10% North Urimari coal at 10% ash through stamp charging method.</p> <p>vi) It has been observed also that 17% ash level, high volatile coals up to 10% and low volatile coal up to 10% can be used in blends without any deterioration in coke properties.</p>



Sl No	Project Title	Date of start of the project	Scheduled date of completion	Total Approved Cost	Status
3	<p>Studies on determination of free silica(α-quartz) content in respirable air borne dust in coal mines and preparation of data bank of free silica and other minerals present in dust as well as in coal.</p> <p>Project code - CIL/R&D/1/39/10 Imple. Agency :CIMFR, Dhanbad and S&R Deptt,CIL, kolkata</p>	Feb. 2010	Jan.2015	336.02 CIMFR-336.02 S&R(CIL)-Nil	Coal and immediate rock samples collection are continue for analysis and till date CIMFR, Dhanbad has collected and analysed 417 coal seam samples and 342 rock samples from 219 mines of CIL. Besides above, till date, CIMFR, Dhanbad has collected and analysed 228 nos of airborne respirable dust samples from various subsidiaries of CIL. A database software ALPHA-QUARTZ has been developed and analyzed data are being entered in to databank. CIMFR. Sample collection from other mines of CIL is in progress.
4	<p>Demonstration of Coal Dry Beneficiation System using Radiometric Technique.</p> <p>Project Code: CIL/R&D/2/05/10 Imple. Agency: CMP Division , CMPDIL &Ardee Hi-Tech Pvt Ltd, Vishakhapatnam</p>	Sep.2010	Mar.2015	2565.70 CMPDI-1814.40 Ardee Hi-Tech-751.30	Some equipment have been transported to Madhuband Washery, BCCL. Some work related to design and installation of plant is to be done by turn key basis, for which tenders were floated. Offers received and were evaluated. The Tender Committee (TC) recommended for retendering as the tenders were found non-responsive. Accordingly re-tender was done and offers received. Three parties were qualified. Technical part was opened. After detailed deliberations on all the aspects, TC observed that the offers of all the bidders were having some deviations from the tender. Hence bids have been considered as non-responsive and TC recommended to cancel all the tenders. After due approval, tender has again been floated. Two parties submitted their offers . Part-I of both the bidders were opened on 15.5.2013.After evaluation of Part-I and part-II(Technical and Commercial), the part-III of both the eligible bidders were opened on 19.08.2013. Letter of Award(LoA) has been issued. Preparation of Agreement is in process.



Sl No	Project Title	Date of start of the project	Scheduled date of completion	Total Approved Cost	Status
5	Investigation on augmentation of life of dump truck tyres through the improvement of the tyre retreading compound and development of an optimum road maintenance management system-Phase-II Project code - CIL/R&D/1/45/10 Imple. Agencies : IIT, Kharagpur and BCCL, Dhanbad	Mar-11	Dec.2013	64.37	Field trial of eight retreaded dump truck tyres in two opencast projects of BCCL (4 tyres to Dahibari OCP & 4 to New Keshalpur OCP of AKWMC) have been completed . After analysis of data, preparation of project completion report is under preparation.
6	Assessment of prospect of shale gas in Gondwana basin with special reference to CIL areas. Project Code- CIL/R&D/1/46/11 Imple. agencies: - CBM(Cell), CMPDI(HQ), Ranchi and Advance Resources International, Washington, DC, USA	April 2011	Jul.2014 Mar.2014 Sep.2013	496.00 For CMPDI- 424.90 For ARI, USA- 71.10	Collection of available geological input of shale horizon of Damodar valley basin of CIL command area has been completed. Total Organic Carbon (TOC) determination of the source rock samples collected for the project is in progress. The analytical data generated so far has been sent to M/s ARI, USA for analysis of critical reservoir properties and reservoir simulation.
7	Green House Gas Recovery from Coal Mines and Coal Beds for Conversion to Energy (GHG2E) Project Code:CIL/ R&D/1/49/2012 Impl. agencies: CBM Cell, CMPDI(HQ), Ranchi and European Union Research Commission, London	Feb. 2012	Jul, 2015	165.30 R&D-80.00 EU Cont.- 85.30	CMPDI has completed the assigned work packages 2 and 8 related to geological data interpretation and analysis. For further data generation , In-seam drilling has been organised by IIT, Kharagpur at Moonidih mine,BCCL and CMPDI is involved for desorption study of the coal samples generated during the drilling.
B.	S&T Projects				



Sl No	Project Title	Date of start of the project	Scheduled date of completion	Total Approved Cost	Status
8	Development of self advancing (mobile) goaf edge supports(SAGES) for depillaring operations in underground coal minesProject Code: MT(EoI)/159 Implementing Agency : ISM, Dhanbad & M/s Jaya Bharat Equipment Pvt. Ltd(JBEPL), Hyderabad	Sep. 2010	Mar.2014	197.75 For JBEPL - 135.65 For ISM - 62.10	Design and fabrication of four (4) nos. of Self Advancing (mobile) Goaf Edge Supports (SAGES) have been completed using Finite Element Modelling (FEM). Modifications in design and fabrication of SAGES- 3 & 4 have been executed based on the results of field trial of SAGES – 1 & 2. Both the supports (SAGES - 3 & 4) are deployed in depillaring Panel in Victory Section at Bastacola UG mine of BCCL for field trial. Fabrication of SAGES – 5 & 6 will be undertaken by the project proponent based on the inputs from the analysis of results of field trial of SAGES – 3 & 4. Digital display unit has also been modified with larger digital display and battery backup for data logging has also been incorporated in the SAGES.These self propelled mobile supports of medium duty (2 x 200 Te.) has closed and extended height range of 1.85 to 3.2 m and can offer support resistance of 71.4 Te./ square meter.
9	Shale gas potentiality evaluation of Damodar basin of India - CE(EoI)/30 Implementing Agency : NGRI, Hyderabad, CIMFR, Dhanbad and CMPDI, Ranchi	Dec.2012	Nov.2015	1686.84 For NGRI - 462.59 For CIMFR - 169.95 For CMPDI - 1054.30	22 shale samples from Dharma block of Raniganj and West Mahuda, Singra, Kapuria of Jharia Coalfields and 4 samples from Bokaro Coalfields were collected and send to CMPDI & NGRI, Hyderabad for petrographic, TOC and Rock eval pyrolysis tests. Proximate analysis was carried out for 51 shale core samples and adsorption isotherm of 20 shale core samples was conducted by CIMFR, Dhanbad. Investigated megascopic properties of shale samples and processed for different analysis. Geo-chemical analysis of shale samples for Rock eval pyrolysis tests is under progress at NGRI, Hyderabad. Procurement of equipment is under progress.



Sl No	Project Title	Date of start of the project	Scheduled date of completion	Total Approved Cost	Status
10	An approach to explore the applicability of spectrometry as a tool for assessment of coal quality Project Code - CU/58 Implementing Agency :CIMFR, Dhanbad	Jan. 2010	Dec. 2013	147.61	Project has been completed. Under the project, Spectro - radiometer and Multiple Spectro Photometer (MSP-200) had been procured. Radiometric data (Emissivity and radiance) of different coal seams of ECL, BCCL and CCL were collected. Different samples of coal, shale, shaly coal & carbonaceous coal alongwith grey shales, sandstone and igneous intrusion were collected, prepared and analysed. The emissivity graph of different samples shows absorption and emission of thermal radiation have different wavelength. Petrographic, chemical and GCV studies were conducted followed by correlation of radiometric and analytical results for coal quality estimation. The emissivity and reflectance data generated through spectro-radiometer instrument was analysed.
11	Development of Methodology for estimation of Greenhouse Gas emissions in mine fire areas and their mitigation through terristerial sequestration Project Code - EE(EoI)/39 Implementing Agency : CIMFR, Dhanbad and BHU, Varanasi	Feb.2009	Jun.2013	354.491 CIMFR - 341.77 BHU - 12.721	Around 24000 data sets have been collected using Aerosol Spectrometer & Aethalometer. Validation of data collected by means of statistical tools has been completed. Area source dispersion analysis was done for Greenhouse gas and other species using Cal Puff software. Implementation of Artificial Neural Network tested to establish the interrelationship and dependency of emission data on other environmental factors.



Sl No	Project Title	Date of start of the project	Scheduled date of completion	Total Approved Cost	Status
12	Development of tribo-electrostatic separator for beneficiation of high ash Indian coking coals Project Code- CP/44 Implementing Agency : IIMT, Bhubaneswar	Aug.2011	Jan.2014	47.67	Bench scale Tribo-electrostatic separator has been fabricated and installed. The instrumentation of electrostatic separator is completed for batch scale operation. Three samples of washery feed, washery slurry and rejects of total 2 tonnes from Dugda II washery has been collected. Detailed characterization and washability studies of washery feed and washery fines has been completed. Charge characterisation of pure carbon and Kaolinite mineral has been carried out to study the effect of humidity and time of tribo - charging with copper tribo - charging medium. Batch tribo-electro static separation studies were carried out with all the three samples at different humidity and applied voltage.



12.2 Innovative Practices Adopted (Ref. MoU item No. 2.5):

Sl. No	Projects / new innovative process	Target (Excellent)	Achievement
i.	Energy conservative through installation of CFL in Office area units	1000 nos	1026 nos
ii.	Study for monitoring diesel consumption of HEMMs	2 units/ mines	2 (at Tetulmari and Block-IV OCP)
iii.	Study for improvement of HEMMs utilization	2 units/ mines	2 (at Tetulmari and Block IV OCP)
iv.	Study for improvement in powder factor in OC mines	2 units/ mines	2 (In block – II and Nichitpur OCP)
v.	Study for monitoring & control of HEMMs to enhance safety	2 units/ mines	Study conducted in Lodna and Block II Area.
vi.	Study for vibration due to blasting	2 units/ mines	3 mines study undertaken at Jeenagora OCP by CMPDI and Chaptoria Hired OC by IDL & Kusunda OD Patch by Black Diamond Explosives.

13. MODERNISATION

The objective of the Company is to put more thrust on medium level technology with the use of Side Discharge Loaders (SDLs) and with infusion of Mass Production Technology on Risk/gain sharing basis or turnkey basis.

13.1 Introduction of SDL

A total 153 nos. of SDLs are on roll as on 31.03.2014 in comparison to 161 nos. of SDLs as on 31.03.2013. Out of 153 SDLs, 145 SDLs are engaged in production and 8 SDLs are deployed in drift drivages.

The major thrust is on optimization of operations to improve machine productivity. The figures given below show decrease in production as well as marginal decrease in productivity of SDL's during 2013-2014 over last year.

13.2 Production and Productivity of SDLs during 2013-14 in comparison to 2012- 13 are as under:

Particulars	2013-14	2012-13	Growth over Last year (%)
Production (Mt)	2.53	2.96	(-)14.52
Productivity (Te/SDL/Day)	54.85	59.87	(-)8.38



13.3 Electronic weigh-bridge for dispatch

- (a) Installation of electronic weigh-bridge have been installed in three (3) place rest are in tendering process. [Ref. MoU item no 2.3.6 (iii)]
- (b) Updation/Modification old weigh-bridge has been done at Akaskinaree, Sinidih, Kumardubhi and Kusunda. [Ref. MoU item no 2.3.6 (iv)]

13.4 Reasons for low production and productivity of SDL

The decrease in production and productivity can be attributed to multifarious problems in the mines of BCCL such as fire, rain and DGMS restrictions.

- During monsoon of 2013-14 following mines were affected resulting in loss of production:
 - Hurriladih
 - Burragarh
 - New Akashkinaree Colliery (Partially)
 - South Balihari (Partially)
- Due to fire/DGMS restrictions in Bagdigi, Lodna Area, the following mines were affected resulting in loss of production:
 - Lodna
 - Joyrampur
- Due to roof fall accident (Fatal) in Sushil Incline, Basantimata Colliery, CV Area, the mine was stopped due to DGMS restrictions resulting in loss of production.
- North Tisra Colliery, Lodna Area was closed since 23.10.2013 resulting in loss of production.
- Production from Murlidih 20/21 Pit, WJ Area was suspended from 15.11.2013 to 10.02.2014 due to non-availability of DGMS permission.

13.5 STATUS OF PROJECTS UNDER MDO CONCEPT

Sl. No	Name of the Mine/Project	Cap. (MTY)	Present Status
1	Block-II Continuous Miner UG Project (MDO) (Minimum guaranteed production – 5.90 Mt in 10 Annual Plan Period)	0.45	<ul style="list-style-type: none"> ● Project Report for Introduction of Continuous Miner (0.45 MTY) for exploitation of I/II seam at Block-II Area has been approved by BCCL Board in its 262nd Board Meeting held on 03.01.2009 and subsequently by CIL Board in its 253rd Meeting held on 22.12.2009. The estimated capital outlay of the Project is Rs. 113.37 crore.



			<ul style="list-style-type: none"> • The award of work in favour of M/s. Minop Innovative Technologies (P) Ltd has been approved in 278th BCCL Board Meeting held on 18.05.2011 for extraction of coal from I/II seam by Continuous Miner Technology for a guaranteed production of 0.45 Mty • Minimum guaranteed production - 5.90 Mt in 10 APP. • CIL was informed about the resolution of 278th & 279th BCCL Board Meeting vide letter No. BCCL/GM(P&P)/F-14/11/435 dated 18.07.11. • The agreement for FSA has been signed with M/s MPL on 03.03.2012. • LOA issued in favour of M/s Minop Innovative Technologies (P) Ltd on 24.03.2012. Site handed over to M/s Minop. • The proposal for modification in the payment terms of LC has been approved by BCCL Board in its 304th meeting held on 03.02.2014. • Agreement is yet to be finalised.
2	Muraidih UG (Barora Area) (MDO) (Minimum guaranteed production - 20.435 Mt in 9 Annual Plan Period)	2.00	<ul style="list-style-type: none"> • The Project was approved in 265th CIL Board Meeting held on 14.02.2011 for an estimated capital cost of ₹ 339.875 Crore. The approved cost includes service and freight. Taxes & duties will be reimbursed on actual basis. • Agreement signed on 25.03.2011. • Amended agreement signed on 22.06.2012. • DPR submitted by the bidder on 29.09.2012. • DPR accepted by BCCL on 29.01.2013. • The proposal for modification in the payment terms of LC has been approved by BCCL Board in its 304th meeting held on 03.02.2014. • Power supply from MOCP at 3.3 KV to start the activities has been arranged in January, 2014. • 3.48 Ha of land at the site of incline drivage has been acquired and possessed by BCCL in January, 2014. • Incline drivage at proposed site has been started in January, 2014, JVG machine has been deployed for excavation and levelling purpose.



3	Kapuria UG (Kapuria Area) (PSLW) (MDO) (Minimum guaranteed production - 20.024 Mt in 9 APP)	2.00	<p>Approval for award of work in favour of M/s AMR-BBB Consortium at a capital Cost of ₹988.354 Crore for a minimum guaranteed production of 20.024 Mt during commercial production period of 9 years approved in 279th BCCL Board Meeting held on 3.7.2011 and also by 272nd CIL Board on 12.08.2011.</p> <ul style="list-style-type: none"> ● LOA issued on 10.09.2011. ● Agreement between BCCL and M/s AMR-BBB Consortium signed on 18.04.2012 ● TOR granted on 26.12.2012. ● DPR accepted by BCCL on 11.07.2013. ● Public Hearing held on 20.12.2013. Final EMP has been submitted to MoEF on 22.02.2014. ● Notification for land acquisition under Section-4 (i)/CBA-1957 has been published in Official Gazette, GoI. Application for Notification under Section - 7(1) has been submitted on 25.01.2014. ● The proposal for modification in the payment terms of LC has been approved by BCCL Board in its 304th meeting held on 03.02.2014.
4	Moonidih XV Seam UG (WJ Area) (PSLW) (MDO) (Minimum guaranteed production - 22.5 Mt in 9 APP)	1.50	<p>Approval for award of work to M/s INDU-SCCL-BUCYRUS (Consortium) at a capital Cost of ₹ 1230.274 Cr including insurance and freight for a total minimum guaranteed production of 22.50 Mt during commercial production for period of 9 years approved in 279th BCCL Board Meeting held on 3.7.2011 and also by 272nd CIL Board on 12.08.2011.</p> <ul style="list-style-type: none"> ● LOA issued on 07.09.2011. ● Agreement between BCCL and M/s INDU-SCCL-BUCYRUS (Consortium) finalised on 18.04.2012. ● DPR submitted by the contractor on 25.05.2013 and vetted/agreed by CMPDI, Ranchi and accepted by BCCL on 28/12/2013. ● EC granted on 26.08.2013. ● Agreement signed by SCCL on 10.01.2014. ● Agreement is yet to be signed by BUCYRUS (A consortium member). ● Notification for land acquisition under Section-4 (i)/CBA-1957 has been published in Official Gazette, GoI. Application for Notification under Section-7(1) is under process. <p>The proposal for modification in the payment terms of LC has been approved by BCCL Board in its meeting held on 03.02.2014.</p>
5	Moonidih XVI Top Seam UG (WJ Area)		<ul style="list-style-type: none"> ● LOA issued in favour of M/s Indu-ZMJ-Zhengzhou Design-Xinfeng Consortium on 11.07.12. ● Agreement signed on 10.12.2012.



	(Supply, Installation, Commissioning & Operation Concept) (Minimum guaranteed production - 3.5 Mt during 5 APP)	0.70	<ul style="list-style-type: none"> • Advance of ₹ 5.63 Cr. against P&M items paid to the contractor. • Procurement vis-a-vis supply of equipment is under process. • Permission from DGMS has been obtained on 12th Nov, 2013.
6	Lohapatty UG (WJ Area) (MDO) (Minimum guaranteed production - 3.15 Mt during 9 APP)	0.35	<ul style="list-style-type: none"> • Approved by BCCL Board in its 268th meeting held on 24.3.2010. • TC recommendation for award of work in favour of M/s AMR-BBB Consortium approved in 291st BCCL Board meeting on 05.01.2013. • Validity of offer by the bidder has been extended upto 14.05.2014. • The investment proposal was placed before CIL Board on 12.02.2014 for approval. Board advised CMPDIL HQ) to examine the possibility of its operations through outsourcing basis and if found feasible to prepare the Project Report.
7	Sudamdih Shaft (EJ Area)(MDO)	0.50	<ul style="list-style-type: none"> • Approved by BCCL Board in its 273rd meeting held on 8.11.2010. • Global Bid Document (Tech. Part) submitted by CMPDI,RI-II on 15.06.2013. • NIT document for floating tender is under preparation at RI-II, CMPDI, Dhanbad.
8	Bhowrah (S) (EJ Area)	0.50	<ul style="list-style-type: none"> • Approved by BCCL Board in its 271st meeting held on 22.7.2010 for floating Global Tender on Turnkey basis for a period of 9 years. • Draft Global bid document (Tech. Part) submitted by CMPDI • Comments received from Area sent to CMPDI on 05.03.2013 for finalisation of bid document (Tech.Part). • Global bid document is under finalisation at CMPDI.
9	P.B. Project (P.B. Area)(MDO) (Minimum guaranteed production- 9.0 Mt in 9 APP)	1.00	<ul style="list-style-type: none"> • NIT floated on 29.01.2013. • As per NIT, receipt of tender: 24.06.2013 and opening of tender: 25.06.2013. • Extended dates for receipt and opening of tender are 28.04.2014 and 29.04.2014 respectively.
10	Bhowra (North) UG Mine(EJ Area) (Minimum guaranteed production - 4.5 Mt in 9 APP)	0.50	<ul style="list-style-type: none"> • Proposal for floating Global Tender approved by BCCL Board in its 292nd meeting held on 01.02.2013 for a production of 0.50 Mty on turnkey basis for a period of 9 years. • Tender floated on 20.06.2013. • Extended dates for receipt and opening of tender are 21.04.2014 and 22.04.2014 respectively.



13.6 Project Implementation Target under MoU:

1. Floating of tender for introduction of Low cost continuous miner - Underground

Project-- Tender floated on 27.02.2014 [Ref MoU item No. 2.3.3 (ii)].

13.7 Achievement for Sector/ Enterprise Specific Parameters Under MoU:

1. Feasibility and tendering for induction of new technology for reducing loss of underground mine (project) : NIT for Bhowra underground floated vide NIT reference no. BCCL/CGM(CMC)/Global/BN/2013/881 dated 20.06.2013 and Phularitand underground floated vide NIT reference no. BCCL/GM(CMC)/Global/Phularitand/2014/2008 dated 27.02.2014. [Ref. MoU Item No. 3.1.5]

13.8. Status Of Tenders (Revised) Floated For Abandoned UG Mines Of BCCL [Ref. MoU item no. 2.3.2]

Sl. No	Name of mine	Present / Actual status
1	Kustore	Global tender floated on 28.12.2013 vide Tender Notice No. BCCL/GM(CMC)/Global/Abnd.Mine/Kustore/2013/1780. Receipt of tender: 19.05.2014, Opening of tender: 20.05.2014.
2	Dharmaband	Global tender floated on 28.12.2013 vide Tender Notice No. BCCL/GM(CMC)/Global/Abnd.Mine/Dharmaband/2013/1781. Receipt of tender: 26.05.2014, Opening of tender: 27.05.2014.

13.9. Status Of Rapid Loading System At BCCL:

i) Rapid loading system (RLS) at Maheshpur (5 mty), Govindpur Area.

The RLS at Maheshpur Project (5 Mty) was approved in 264th CIL Board Meeting held on 01.02.2011 for a capacity of 5.00 Mty at a capital cost of ₹ 140.4696 Cr.

ESC of CIL Board in its 73rd meeting held on 03.01.2011 approved the Revised Cost Estimate of ₹. 140.4696 Crore. Award of work approved by BCCL Board in its 275th meeting held on 24.01.2011.

Work order for supply of equipment and work & services was issued in favour of M/s S.K. Samanta & Co. (Pvt. Ltd) on 5.4.2011. Agreement was signed on 18.05.2011. The proposal for changing the orientation of the conveyor belt and bunker was approved in the 281st BCCL Board Meeting held on 01.10.2011. Construction work is under progress.

ii) Rapid loading system (RLS) at Tetulmari (5 mty), Sijua Area.

The proposal for construction of Rapid Loading System with SILO Loading Arrangement (5Mtpa) at Tetulmari, Sijua Area, BCCL has been administratively approved by BCCL Board in its 292nd meeting held on 01.02.2013 at a tentative cost of ₹150.00 Crore (approx) for taking up the Project on turnkey basis.

As per directive of BCCL Board, the detailed estimate for a Capital investment of ₹ 20406.78 Lakh was submitted by CMPDIL in May, 2013. Tender document was prepared by CMPDIL. NIT floated on 26.11.2013.

NIT cancelled vide letter No. BCCL / GM (CMC)/SILO/TETULMARI/2014/2072 dated 26.03.2014. Revised NIT is to be floated shortly.

13.10 Sanctioned Project (New)

- NORTH TISRA / SOUTH TISRA EXPANSION OCP, 6 MTY (+ 30%)

Project Report for North Tisra / South Tisra Expansion OCP (6 MTY) with Departmental Option was earlier approved by BCCL Board in its 259th Board meeting held on 07.06.2008.

BCCL Board in its 265th meeting held on 01.09.2009, approved Variant-II of the Updated Cost of PR of NT-ST OC Expansion (with Hired/leased out equipment) for an estimated capital of ₹ 281.94 crore and recommended to forward the same to CIL for further consideration and approval.

Further cost updation of the Project Report was made by CMPDI, RI-II in October, 2011 and financially appraised by M/s ICRA Management Consulting Services Limited, Kolkata.

The Updated Cost Estimate was approved by BCCL Board in its 284th meeting held on 03.03.2012 for Variant-II (Hired/Leased Out Equipment Option) at a capital cost of ₹ 419.86 crores with an IRR of 15.85% at 85% of production level.

In the light of 292nd CIL Board Meeting held on 12.12.2012, where-in it was decided that the projects are to be given "complete Approval" at one go as per delegated power of respective Company Boards/ CIL Board, NorthTisra/South Tisra Expansion OCP (6.0 MTY) project was to be reapproved by BCCL Board after fresh UCE is prepared by CMPDI and thereafter it was to be sent to CIL Board for final approval.



As per directive of CIL, Updated Cost Estimate of North Tisra / South Tisra Expansion OCP (6.0 MTY, +30%) was prepared and submitted by CMPDI, RI-II in August 2013 and financially appraised by M/s ICRA Management Consulting Services Ltd. in December 2013. UCE along with Financial Appraisal Report was approved by BCCL Board in its 304th meeting held on 03.02.2014 and subsequently approved by CIL Board in its 304th meeting held on 12.02.2014 at a total Capital outlay of ₹ 555.52 Crore with an IRR of 18.59% to be worked on full outsourcing basis.

The aforesaid project is considered to be commissioned on approval of CIL Board. Various project activities through Hired HEMM have been started. Coal production, OB removal, and associated mining activities in the lease hold area of North Tishra/ South Tishra (NT/ST) have been started.

[Ref. MoU item No 2.3.3(iii)].

14. ESTATE:

- Physical Possession of land for smooth running of project/ mines has been made where in 70.378 acre i.e. 28.493 hectare of land have been acquired by direct purchase for the project. [Ref. MoU item No: 2.3.4]
- For smooth possession, acquisition of land and associated problems with stake holders i.e., 17 (seventeen) meetings were held with the stakeholders during the year. [Ref. MoU item No: 2.4.2 (c)]

15. FOREIGN COLLABORATION

At present there is no foreign collaboration project under implementation in BCCL.

16. MARKETING:

16.1 Demand and Supply:

Sector-Wise Actual Demand and Supply of Coal in 2013-14 Vis-À-Vis 2012-13

(Fig in M.T.)

Sectors	Demand*		Actual**		% Satisfaction over Demand	
	2013-14	2012-13	2013-14	2012-13	2013-14	2012-13
Power	24.86	23.03	27.07	25.34	108.93	110.01
Steel/H.C.	5.58	5.25	3.44	3.86	61.55	73.61
Fertilizer	1.05	1.05	1.12	1.12	105.60	106.25
Others	1.62	2.37	2.68	2.68	155.11	113.21
Colly. Cons,	0.10	0.10	0.08	0.08	74.21	76.00
Total	33.20	31.80	33.04	33.08	103.01	104.00
Middlings/WPC	2.08	1.14	1.43	1.11	62.14	97.11
Beneficiated/WPC	-	0.25	-	0.32	-	127.80

**Note: Power includes Power CPP
Steel/H.C. includes coal Dispatch viz. D/F, Own Washery, Pvt. Cokery, H/CMfg.**

*As per AAP Target of CIL

**As per Statistics Dept. Report (M-18)

16.2 A. Securitization

Under the Securitization Scheme for the principal dues of the then UPSEB upto 30.09.2001 amounting to ₹ 138.56 crores, the State Govt. has issued 8.5% tax free RBI Power Bonds through State Bank of India, Security Service Branch, Mumbai Main Branch during the year 2003-04. During 2013-14 redemption has been made at 10% of the principal amount in two equal installments of ₹ 6.93 crores each and ₹13.86 crores has been received. Two half yearly interests of ₹1.77 crores and ₹ 1.47 crores totaling ₹ 3.24 crores has been received and considered in the Profit & Loss Account during 2013-14.

B. Settlement of old outstanding dues

Bilateral settlement meetings for resolving the old outstanding dues with following core sector consumers on account of Quality, Shortage, Add on Price (WRC) etc. were held during the year 2013 - 14. The position as on 31.03.2014 is as under:

(₹ in Crore)

Sl. No.	Name of the Consumer	Settled Disputed Amount	Amount Received by BCCL	Amount Accepted by BCCL
1.	DVC (UPTO 2010-11)	70.20	54.68	15.52
2.	SAIL	77.15	17.50	59.65
3.	PSPCL	6.34	1.51	4.83
	Total	153.69	73.69	80.00

C. Sales realization

The Turnover vis-à-vis Realization against sales (including old dues) against the following years are given as under:

(₹ in Crore)

Sl. No.	Year	Turnover (Rs. in crores)	Realization (Rs. in crores)	% of Realization
1.	2013-14	10112.56	9807.11	96.98
2.	2012-13	10177.00	9436.00	93.00
3.	2011-12	8584.00	8274.00	96.39
4.	2010-11	6952.00	6920.00	99.54

Due to revision of price W.of 28.05.2013, impact of price change included in the sale value is ₹ 219.69 crore approximately for the year 2013-14.

D. Reduction in receivables with respect to previous year:(Ref. MoU item No: 3.5)

(₹ in Crore)

	Items	As on 31.03.14	As on 31.03.13	Difference	% Incr./ Decr.
A	Disputed	521.27	562.26	-40.99	-7.29
B	Undisputed	1570.15	1372.05	198.10	14.44
C	FSA (incentive)	668.85	604.79	64.06	10.59
D	Undisputed Net off FSA (incentive) [B-C]	901.30	767.26	134.04	17.47



E. e_Marketing

BCCL, the pioneer in e-Auction marketing of coal and coal products in CIL has made a remarkable progress in generating additional revenue over the Notified Price during the year in question towards strengthening the financial position of the company.

During the year 2013-14, a total quantity of 34.53 Lakh tones was offered for e-Auctions and the actual quantity sold out was 25.97 Lakh tones. The Notified sale value (Base price value) for the quantity sold out was ₹ 514.34 Crore whereas the Bid value was ₹ 857.51 Crore and the gain over the Notified Price was ₹ 343.16 Crore which was 67% (approx.) above the Notified Value.

This is 7.96 % of the Total Production (32.611 MT) of the company.

17. FOREIGN EXCHANGE EARNING & OUTGO:

17.1 Foreign Exchange Outgo:

	(₹ in lakh)	
Value of Imports Calculated on CIF Basis	2013-14	2012-13
Stores and Spare Parts including Capital Goods	11974.06	414.19

17.2 Inventory [Ref. MoU item no 3.6.1 & 3.6.2]

	(₹ in crore)		
Item	2013-14	2012-13	Percentage
Inventory of Stores, Spares	63.68	74.02	(-) 13.97
Cash realization against Scrap	10.47	6.55	(+)59.84
Inventory in month(s) consumption	1.35	1.78	(-) 24.15

18. QUALITY CONTROL:

18.1 (a) Quality of Washed Coal !

Average overall quality of Washed coal supplied to the Steel Plants from different Washerries under BCCL are given below:

Washery	Av.Ash% 2013-14	Wtd. Av.Ash% 2012-13
Dugda	20.7	20.5
Bhojudih	20.7	20.7
Patherdih	21.2	21.7
Sumdamdih	20.8	20.7
Moonidih	20.6	20.4
Mahuda	20.8	21.3
Madhuband	20	20.2
Wt. Avg.	20.7	20.6

(b) Consumer complaints

19(nineteen) Power Houses & 3 Fertilizer units are procuring coal from BCCL under FSA. There are 18 sidings from where coal is dispatched to PH and FTZ units. Every care is taken for sending Coal of proper size & quality. However, whenever any complaints are received, they are attended and resolved

immediately. No of complaints received and resolved during 2012-13 & 2013-14 are as under:

Particulars	2013-14	2012-13
No. of complaints	20	18
No. of complaints Resolved	20	18

18.2 [Ref. MoU item no.2.2] Quality / Customer Satisfaction

Sl. No	Item	2013-14 (%)	2012-13 (%)
1.	Sized coal Dispatched to Power Sector	100.00	100.00
2.	Dispatched covered under agreed sampling to power sector	100.00	100.00
3.	Dispatch after weighment through electronic weigh bridge	98.24	

18.3 Installation of Feeder Breaker

Four number of Feeder Breakers were installed at Bastacolla, Sijua, Katras, and Block II Area of BCCL during 2013-14. (Ref.MoU item No: 2.2.(iv))

18.4 Sampling (Joint/3rd Party Sampling Status)

All consumers were under joint sampling arrangement at the loading end till 30.09.2013. Third party sampling has been introduced for power house despatches w.e.f. 01.10.2013 by the agency M/s K.C.Sharma & Co. The sampling and analysis by third party agency is being done in presence of representatives of BCCL & Power Houses. Based on the joint/third party sampling & analysis, the overall percentage conforming to declared grade is 88.9 % during 2013-14 against 87.9 % during 2012-13.

18.5 Action taken for improvement in Quality & Consumers Satisfaction

- Propagating and practicing quality at working faces in mines.
- Better treatment in handling fire in coal seam/ collieries.
- Selective handling of contaminated coal occurred due to fire in seams and other mining problems
- Deployment of manpower for extensive picking of stones prior to coal transport and loading of wagons
- Improving sizing through feeder breaker and mechanical means.



- (f) All the major sidings in BCCL supplying coal to Power Houses have Feeder Breakers installed at strategic points. Supplying of 100% sized coal is being ensured.
- (g) Regular inspections of sidings by the official of QC Deptt. HQ, and interactions with colliery officials help in the improvement of the quality of the dispatched coal.
- (h) BCCL has installed “on line ash analyzer” in three Washeries, namely, Patherdih, Bhojudih, Dugda indicating results in the PC and monitor with regard to ash in raw coal as well as in washed coal. This has helped these Washeries keeping check on.
- (i) Further BCCL has installed Auto Sampler in all its Washeries for collection of samples through mechanical means, thereby completely eliminating collection of samples manually for building confidence in the consumers.
- (j) For promoting consumers satisfaction HOD (QC) and Area General Managers have been directed to interact with the consumers across the table to know their problems and grievances for redressal.
- (k) Consumers are invited to see the coal at the siding and all of them have expressed their satisfaction for the quality of coal being loaded.
- (l) Eight nos(8) of Bomb calorimeter have been installed at Bastacolla, Sijua, Lodna, C.V. Area, Barora, Govindpur, Kusunda & Katras Area Laboratories to assess the GCV of coal. All laboratories are being equipped to assess the quality of coal as per FSA.
- (m) Suggestion/views for better customer satisfaction through stakeholder consultation were done through holding meetings held on 18.04.2013 and 16.05.2013 respectively. **[MoU Ref. No. 2.2(iv)]**
- (n) To work out customers' satisfaction Performa jointly with customers was worked out and finalized on 27.12.2013. **[MoU Ref. No. 2.2(v)]**
- (o) Regular Quality Control Meetings with representatives of consumers (one of the stakeholders) were held during 2013-14. **[MoU Ref. No. 2.4.2(c)]**

18.6 Capital Projects And Schemes

- i) Mining projects costing more than Rs.20 Crore completed during the year 2013-14 with approved capacity & capital. -- **NIL**
- ii) Mining projects costing more than Rs.20 Crore that have started contributing during the year 2013-14 with approved capacity & capital.-- **NIL**
- iii) Mining projects costing more than Rs.20 Crore sanctioned during the year 2013- 14 with approved capacity & capital:
- North Tisra/South Tisra (Expansion) Opencast Project (6 Mty) (+30%)
 - Sanctioned Capital: Rs. 555.52 Crore
 - Date of approval: 03.02.2014 (By BCCL Board) & 12.02.2014 (By CIL Board)
- iv) Non mining projects costing more than Rs.20 Crore sanctioned during the year 2013-14 with approved capacity & capital. -- **NIL**
- v) RPR/RCEs costing more than Rs.20 Crore sanctioned during the year 2013-14 with approved capacity & capital. – **NIL**

18.7 Ongoing Projects

The particulars of on-going projects in 2013-14 are as follows:



Sl. No.	Projects	Capacity (Mty)	Capital outlay (₹ 'Crore)	Prodn achieved during 2013-14 (Mt)	Remarks
1	Block-II Continuous Miner (UG)	0.45	113.37	NIL	<ul style="list-style-type: none"> • Minimum guaranteed production - 5.90 Mt in 10 APP. • The agreement for FSA has been signed with M/s MPL on 03.03.2012. • LOA issued in favour of M/s Minop Innovative Technologies (P) Ltd on 24.03.2012. • Site handed over to M/s Minop. • Agreement is yet to be finalized.
2	Muraidih (UG)	2.00	339.88	NIL	<ul style="list-style-type: none"> • Agreement signed on 25.03.2011. • Amended agreement signed on 22.06.2012. • DPR submitted by the bidder on 29.09.2012. • DPR accepted by BCCL on 29.01.2013. • Power supply from MOCP at 3.3 KV to start the activities has been arranged in January, 2014. • 3.48 Ha of land at the site of incline drivage has been acquired and possessed by BCCL in January, 2014. • Incline drivage at proposed site has been started in January, 2014, JVG machine has been deployed for excavation and leveling purpose.
3	Kapuriah (UG)	2.00	988.35	NIL	<ul style="list-style-type: none"> • LOA issued on 10.09.2011. • Agreement between BCCL and M/s AMR-BBB Consortium signed on 18.04.2012 • TOR granted on 26.12.2012. • DPR accepted by BCCL on 11.07.2013. • Public Hearing held on 20.12.2013. Final EMP has been submitted to MoEF on 22.02.2014.
4	Moonidih XV seam (UG)	1.50	1230.27	NIL	<ul style="list-style-type: none"> • LOA issued on 07.09.2011. • Agreement between BCCL and M/s INDU-SCCL-BUCYRUS (Consortium) finalised on 18.04.2012. • DPR submitted by the contractor on 25.05.2013 and vetted/agreed by CMPDI, Ranchi. • EC granted on 26.08.2013. • Agreement signed by SCCL on 10.01.2014. • Agreement is yet to be signed by BUCYRUS (A consortium member).



Sl. No.	Projects	Capacity (Mty)	Capital outlay (₹ 'Crore)	Prodn achieved during 2013-14 (Mt)	Remarks
5	Bagdigi(Aug) RPR UG	0.27	11.54		At present production has been suspended. Foreclosure report is to be prepared by Area.
6	Bararee IX/X Seam RPRUG	0.24	7.88		At present production has been suspended from IX/X seam. Foreclosure report is to be prepared by Area.
7	Goluckdih (NC) OCP	1.20	12.27		Completion report is to be prepared by Area
8	Damoda BJ Section	0.60	7.78		Project not yet started due to land problem.
	TOTAL	8.26	2711.34		

18.8 Compliance of MoU Parameters Under Project Implementation.

Sl. No.	Parameter	MoU Ref. No.	Achievement
1	Acceptance of DPR of Moonidih XV seam	2.3.1 (iii) (a) (i)	DPR submitted by the contractor on 25.05.2013 and vetted/agreed by CMPDI, Ranchi subsequently accepted by BCCL on 28.12.2013.
2	DGMS permission for LW equipment for prototype for Moonidih	2.3.1 (iii) (a) (ii)	DGMS permission granted on 12.11.2013.
3	Site infrastructure and power supply arrangement at Muraidih Pit/Incline site.	2.3.1 (iii) (b) (i)	Land for incline drivage has been arranged in January, 2014. Power supply from MOCP at 3.3 KV to start the activities has been arranged in January, 2014.
4	Equipment at for incline drivage (Bolter Miner) at Muraidih UG	2.3.1 (iii) (b) (ii)	The Incline drivage at proposed site has already been started in January, 2014. JVG machine has been deployed for excavation and leveling purpose. The proposed Bolter Miner will be required later on.
5	Preparation of Master Control Network (MCN) for projects costing for more than Rs.100 Cr or more 2 Mty (1 Project)	2.3.1 (iv) (a)	MCN for Moonidih XV seam UG Project prepared in October, 2013.
6	Submission of Quarterly updated report of MOSPI monitored projects	2.3.1 (iv) (b)	Completed.
7	Finalisation of Agreement and acceptance of Draft PR (1 UG turnkey Project)	2.3.3 (i)	DPR of Kapuria UG Project accepted on 11.07.2013.
8	Commissioning of a H/HEMM	2.3.3 (iii)	1. Commissioning of Kumari Jore H/HEMM



Sl. No.	Parameter	MoU Ref. No.	Achievement
	OC Project (0.50 Mt) (1 No.)		OC Patch of AKWM Colliery, Katras Area on 29.07.2013. Coal production from the project 1.06 MT and insitu OBR 1.247 mcqm. 2. North Tisra/ South Tisra OC expansion (6Mtpa) approved by CIL Board on 12 Feb, 2014. Various project activities as per information given in the agenda Note of approval to BCCL/ CIL Board have been started engaging Hired HEMM. The project has reported a production of 3.17 L.Te coal and 9.87 LCUM of OBR.
9	Updation of Long Term Plan Document	3.1.1	Submitted to CIL on 28.12.2013.

18.9 Introduction Of CBM Project

Undp/Gef: GOI Coal Bed Methane Recovery And Commercial Utilization Project, Moonidih

- i. Approval: By Ministry of Coal vide no. 34012/15/96-CRC dated 15th September, 1999
- ii. Objective: To demonstrate the exploration, exploitation and commercial utilization of CBM recovered before, during and after extraction of coal seams at Moonidih Project, WJ Area, and BCCL.
- iii. Execution Agency: Ministry of Coal.
- iv. Implementing Agency: BCCL.
- v. Funded by: UNDP, GEF AND GOI.
- vi. Gas Block: Jharia.
- vii. Expected CBM Gas Emission: Total 20,000 Cum/day at Moonidih (at the rate of 3000 Cum/day/well).
- viii. CBM Utilisation Programme at Moonidih: Generation of 1 Megawatt electricity with the help of 4 nos. of Gas based Generation Units(IC).
- ix. CBM Utilisation Programme Depth Range of CBM Wells:
 - a. Surface Wells: 800-1000 meter
 - b. GOB Well: 300 meter
- x. Expected Methane % IN CBM Gas:
 - a. Surface Wells: 95%
 - b. GOB Well: 70-80%.
- xi. Equivalent of Coal in terms of Calorific Value:
1 metric tonne of coal = 1066 cum of CBM

xii. Sequence of Operation:

- a. Drilling
- b. Geophysical Logging
- c. Casing
- d. Cementation
- e. Perforation
- f. Hydro fracturing
- g. Pumping/Production
- xiii Drilling of the Seams: From topmost seam to X seam.
- xiv Power Generation till Date: 16,94,081 Kwh (upto March, 2014). Generator I : 11,38,325 Kwh
Generator II: 5,55,756 Kwh (Closed since last two years)
- xv Gas Generation till Date(Upto March, 2014): 15,58,129 Cum
- xvi. Total Manpower: 37 as on 1.4.2014.
- xvii. PME Done till Date: 41(upto March, 2014)
- xviii. VTC Done till Date: 35 (upto March, 2014)

19. CONSERVATION OF ENERGY

The Specific Energy Consumption in 2013-14 is 29.45 KWH/T as compared to 30.29 KWH/T in previous year.

19.1 Power & Fuel Consumption :-

Description	2013-14	2012-13
(a)Purchased unit(MKWH)	960.32	945.45
Total amount (₹ Crore)	404.87	397.66
Avg.Rate/Unit(Rs./KWH)	4.23	4.21
(b)Through D.G Sets(MKWH)	0.014	0.034
Unit/Litre of HSD	2.30	2.35
Avg.Cost/KWH(₹/KWH)	42.00	48.25



20. SAFETY

20.1 Statistics Relation to Safety Performance is shown below

Accident Detail	2013-14	2012-13	2011-12
No of Fatal Accident	8	7	7
No of Fatalities	11	7	8
No of Serious Injuries	20	24	33

20.2 Rock Mass Rating

Rock Mass rating of all development districts which were worked up to March' 2013 were determined for proper framing of SSR and ensuring adequate support. Separate strata control cell has been established at H. Q .and Area level for this purpose.

20.3 Steel Support

Consumption of Steel materials for roof support during 2013-14 & 2012-13 was as follows

Sl.No	Item	2013-14	2012-13
a.	20 mm Tor Steel	1249 Te	1433.46 Te
b.	4" M.S. Pipe (PEN)	Nil	Nil
c.	Steel Chocks	437 Sets	476 sets
d.	1.6 mm M.S. Sheet	46.49 Te	50.283 Te
e.	6 mm M.S. Flate	19.40 Te	50.050Te
f.	6mmx150mm MS sheet	290.30 Te	331.33Te

20.4 Safety Audit:

- 4th Round Safety Audit of 64 no of Mines has been completed by five outside experts.
- 5th Round Safety Audit of 55 Mines of BCCL has been completed by 6 outside Mining Experts.
- 6th Round of safety Audit of 41 Mines by our own Team of executives has been completed.
- Pending finalization of safety audit of all the mines of BCCL by outside mining experts, inter area safety audit by our own team of executives has been completed in respect of all mines.

20.5 Correlation Survey:

In order to verify and to establish the correct bearing/ co-ordinates in underground in relation to surface, it was decided to conduct Correlation Survey by CMPDIL by using the modern method like Gyrotheodolite. This has been completed in 69 pits, at 71 seam / horizons of 42 Mines till April-06.

20.6 Check Survey:

Check Survey was completed in 69 mines. Routine Check Survey is in progress as and when required. At

present check survey of Mudidih is completed. Check Survey of P.B.Project & Burragarh is in progress which is being done by H.Q. survey team. Out of 70 Mines, check Survey has been done by outside agency in the following mines:-

- | | | |
|----|-----------------|----------|
| 1. | Burragarh | BY I.S.M |
| 2. | Kankanee | By CMPDI |
| 3 | KB5/6 | - do - |
| 4. | Hurriladih | - do - |
| 5 | East Bhuggatdih | - do - |
| 6 | Bhowra (S) | - do - |

20.7. Other Safety measures taken to improve the Safety Standard of the Mines:

1. No face drilling before fixings of roof bolts in proper manner and of adequate strength within 0.6 m from face.
2. No transport machinery without audio visual alarm in working order should run.
3. Coal transport / haul road should be separate firm public road & there should be provision of separate road for light vehicle.
4. Deployment of limited persons at proper assigned place should be ensured in Dump area.
5. Ensuring elimination of winding installations in phased manner.
6. Ensuring checking/ examination of winding installations by colliery engineer on daily basis, by a committee consisting of AM (E&M),AM(Safety),Colliery engineer on monthly basis and by HQ team on quarterly basis.
7. Ensuring deployment of experienced operators under competent supervision and quenching of hot OB/Coal with water before handling the same.
8. Proper cooling of blast holes keeping temperature of holes below 80^o C before charging and ensuring it by pyrometer/ Digital Thermometer
9. Use of Safety belt and protective gadgets while working at height and at other vulnerable places.
10. Regular steps cutting and improvement in travelling roadways by providing masonry step in phased manner.
11. No movement of persons in haulage roadway except authorized persons and surprise



- checking by Manager/ Asst Manager/ Mining Supervisors to prevent Tub ridings.
12. Regular safety talk.
 13. Use of fluorescent strap/jacket by workers in mines has been ensured.
 14. Portable rest shelter of proper size provided and maintained on each bench.

Inundation: -

The following actions have been taken at BCCL level to reduce the accidents: –

- a) Senior officers of company HQ are directed to inspect the mines in back shift to improve the supervision level in back shift from time to time.
- b) 4th Round Safety Audit of 64 nos. of Mines has been completed by five outside Mining experts & 5th Round Safety Audit of 55 nos. of Mines of BCCL has been completed by 6 outside Mining Experts. 6th Round of Safety Audit of U/G as well as Open Cast Mines will be conducted soon.
- c) Before onset of monsoon, the danger of inundation from both surface and underground sources of water are examined in every mine.
- d) Risk Assessment for all mines of BCCL has been done and it is being reviewed every 6 months.
- e) Alternate Source of power supply in the mines of BCCL has been provided.
- f) Pumps and other accessories have been kept at centrally located place for emergency purpose.
- g) Escape routes in underground mine plan, as well as in underground working has been demarcated.
- h) Mock rehearsal is being conducted every year before onset of monsoon.
- (i) Latest technique of ground penetration radar to determine the barrier thickness where one side is unapproachable has been used through NIRM at three mines Pootkee, Pularitand and Madhuband in the year 2004.

Roof Fall

- (a) Geo-mechanical properties of rocks are being studied and support systems are being scientifically designed on the basis of RMR and duly approved by DGMS.
- (b) Greater use of quick setting cement capsules grouted roof bolts for support in development

workings in underground mines.

- (c) Steel supports are now being replaced with timber support. In long wall face, power supports are provided.
- (d) Introduction of SDL/ LHD in place of manual loading to reduce exposure of workmen to Green Roof. All manual districts have been converted into SDLs/ LHDs district except 4 districts of EJ area.
- (e) Production VS roof bolting records are maintained in a register at every mine.
- (f) Strictly following conditions of DGMS permission in depillaring panel.
- (g) Special safety drive /seminar conducted on strata control.

20.8 Other Causes

- (i) Measure for reduction in accidents in Open Cast Mines are being pursued through Codes of practices for different critical operations in OCMs framed and are being implemented.

Implementation of traffic rules, checking of road-worthiness of contractor's vehicle/ equipment by company's engineers.

Training of HEMM operators and contractor's workers.

Enhancement of safety awareness through poster, publicity and propaganda, safety drives and safety weeks etc.
- (ii) Thrust of training and retraining of workmen including contractor's worker, supervisors and executives to increase safety awareness.
- (iii) Regular monitoring of mine environment by hand held Gas Detector, Flame Safety Lamps. 45 nos LMD have been provided and installed for continuous monitoring of mine environment in highly gassy mines of BCCL.
- (iv) Thrust is given on inspection –
 - a) By senior officer from company HQ, area CGMs/ GMs and agents.
 - b) Back shift inspections.
 - c) Inspection by ISO officials.
- (v) Co-ordination meetings as well as brain storming session on safety at different levels of company are being held for critical analysis of accidents and incidents.
- (vi) Introduction of system of plan vetting from ISO HQ before applying for permission to DGMS.



- (vii) Function of Pit Safety Committee made more effective.
- (viii) Symposium on occupational health being organized at area level.
- (ix) Inspection of mines by Safety board members of the company.
- (x) Our Company Training Performance

Sl No	Type of training Programme	2013-14	2012-13
1	Management Training	2716	2901
2	Technical Training	1919	2272
3	IICM	463	388
4	Abroad	1	0
	Total	5099	5561

- xi) Training Performance

Sl.No	Type of Training Programme	2013-14	2012-13
1	Basic	521	548
2	Refresher	8718	8244
3	Special and Others	1594	1311
4	As Per Safety Conference	5935	5081
	Total	16768	15184

- Xii) Tripartite meetings were held on different dates at Area Level during 2013-14.

20.9. Safety Related Mou Activities And Performance [Ref. MoU item no 3.3]:

Sl.No	Activity and performance	Status (Nos.)
1.	Preparation of safety management Plan (SMP) (mines) [3.3.1]	10
2.	Mechanized roof bolting machines [3.3.2]	5 (Work order placed in November 2013 and equipments dispatched)
3.	Installation of gas chromatograph (one no) [3.3.3]	Under Procurement
4.	Training through simulators [3.3.4]	76 dumper operators

21 PERSONNEL:

21.1. Status Of Manpower

The comparative manpower strength of the Company as on 31.3.2014 compared to 31.03.2013 is as under:-

Sl.No.	Category	STATUS AS ON		Increase/Decrease April'2013 to March'2014
		31.03.2013	31.3.2014	
I	Executive	2603	2543	-60
II	Monthly Rated	10702	9851	-851
III	Daily Rated	44643	43199	-1444
IV	Piece Rated	3008	2527	-481
V	Others	742	840	98
	Total	61698	58960	-2738



21.2. Employee Survey of BCCL

BCCL participated in survey conducted by External Agencies (Employer of Choice, Best Employer, Best Place to work etc.) – Ref. MoU Parameter Annexure XIV F.1.

Sl. No.	HRM -- PERFORMANCE INDICATORS	Measurement Unit	Weight	Actual Performance (To be filled at the time of submission of performance evaluation by CPSE)	Self-Evaluation Score (by CPSE)
A	Competency & Leadership Development				
	A1 Compulsory				
1	% actualization of Training Plan & Training Days per employee per year	% fulfillment & Days/per employee per year	5	100.8 (261 achieved against 259)	5
2	Developing critical mass of leaders through a system of career planning & development	% fulfillment of planned leadership development programmes	5	138 heads	5
3	Training budget as % of employee cost	% of employees cost	5	0.190	5
4	% fulfillment of training plan for Multi-skilling / Skill Upgradation of non-executives	%	5	2384 heads at HRD and 16768 at GVTC	5
	A2 Optional (Out of five, one is taken in the MOU)				
1	Training interventions in new/advanced technology - % fulfillment of training plan in new technology	%	5	187 heads	5
	Total		25		25
B	Performance Management				
1	To ensure implementation of Bell Curve Approach in PMS rating	Yes / No	4	No	
2	Linkage of Developmental Plan of Executives with Performance Management System	Yes/ No	3	Yes	3
3	Implementation of PRP linked to PMS	Yes/No; details	3	Yes ,as per policy	3
	Total		10		6



C Recruitment, Retention & Talent Management					
1	Manpower Rationalization through	%	5	3.56%	5
	- Redeployment				
2	Attrition as % of total employees	%	5		
3	Presence of Mentorship Development Programme - Nos. of Mentors & Mentees	Yes / No ; Numbers	5	Yes , 2 prog held (9-10May'13 & 11-12 Feb'14)	5
4	Formulation / Implementation of systems for management of Talent such as - Job rotation system, reward system, sponsoring sr. executives for Advanced Management Programme, growth opportunities etc	3	5	3 schemes under implementation	5
Total			20		15
D Enabling Creativity & Innovation					
1	Nos. of Nominations/entries submitted for National Awards (PM Shram Awards, Vishwakarma Rashtriya Puraskar)	Nos. of nominations/ entries submitted for national awards	5	1 from Excv.deptt.	4
2	Number of suggestions generated per employee per year	Nos. per employee	5	nil	
3	% of Quality Circle projects completed against total Quality circle projects undertaken in a year	% fulfillment	5	3 QC projects completed (Lodna-3.3 KV. trlg cable, Kusunda-burnt oil and Koyla Nagar 33 kv Sub- station.	5
Total			15		9
E Employee Relations & Welfare					
1	Effectiveness of Grievance Redressal system - % of grievances settled vis-à-vis received during the year	% settlement	4	33	0



2	Pension, medicare, Yoga classes to reduce stress where the job is stressful, setting up of wellness centre such as Gym etc.	Number of programs/date of implementation of scheme	4	Stress mgmt-4, Goal Mgmt-4, Life mgmt-1, Pension rule CCS-1, Prog for retiring pers.-10, Eye camp-15, Family Welfare Camps-17, Health Camp-203.	4
3	Employee satisfaction (survey - ESI) medical/hospital measure in %	%	4	>80%	4
4	Formulation & Implementation of social security scheme	Yes/ No	4	Yes(Chapter-IX NCWA-IX)	4
5	Number of structured meetings with employees' representatives	Number of meetings	4	24 meetings held	4
	Total		20		12
F	HR Branding & Excellence --Indicate achievement in this field for initiatives such as :				
1	Participation in survey conducted by external agencies (Employer of choice, Best employer, Best Place to Work etc.)	Details regarding the initiatives to be given alongwith achievements	5	Participation made, survey conducted by "Great Place To Work Institute"	5
2	Review/ Revisit/ Re-engineer HR Policy for meeting changing business priorities.	Yes/No	5	Yes	5
	Total		10		10
	Grand Total		100		77

BCCL participated in the aforesaid survey for 2013-14 conducted by Great Place to Work Institute®, India within the slot fixed by Agency. The summary of Employee survey conducted is given below:-

No. Of Employees sampled by external agency	Actual no. Of employees participated in survey	Percentage
600	474	79 %

21.3 Employee Survey of CIL

Coal India Limited participated in the study "India 's Best Companies to work for- 2014 conducted by Great Place to Work Institute, India".

The summary of Employee survey of BCCL conducted by CIL is as below:-

No. Of sampled Employees provided by CIL for survey	Actual no. Of employee surveyed	Percentage
112	90	80 %



21.4 Human Resource Management [Ref MoU item no. 3.]

Item	Date of programme		No of participants	Name of Institute / Organisation imparted training
	From	To		
Certified training in Project Management [3.4.1]	09-09-2013	20-09-2013	30	ISM, Dhanbad
	02-09-2013	14-09-2013	04	IICM, Ranchi
	09-12-2013	20-12-2013	30	ISM, Dhanbad
	06-01-2014	18-01-2014	02	IICM, Ranchi
Total Participants			66	

Item	Date of programme		No of participants	Name of Institute / Organisation imparted training
	From	To		
Certified training in Contract Management [3.4.2]	19-08-2013	31-08-2013	09	IICM, Ranchi

Item	Date of programme		No of participants	Name of Institute / Organisation imparted training
	From	To		
Formal training for Environment Management, Forest & Land acquisition [3.4.3]	06-02-2014	07-02-2014	39	HRD, BCCL

Item	Date of programme		No of participants	Name of Institute / Organisation imparted training
	From	To		
Formal Risk Management Training (Senior level) [Ref MoU item no. 3.4.4]	06-08-2013	07-08-2013	04	HRD, BCCL
	03-09-2013	06-09-2013	05	HRD, BCCL
	07-10-2013	10-10-2013	06	HRD, BCCL
	07-01-2014	09-01-2014	05	HRD, BCCL
Total Participants	29-04-2013	10-05-2013	34	ASCI, Hyderabad



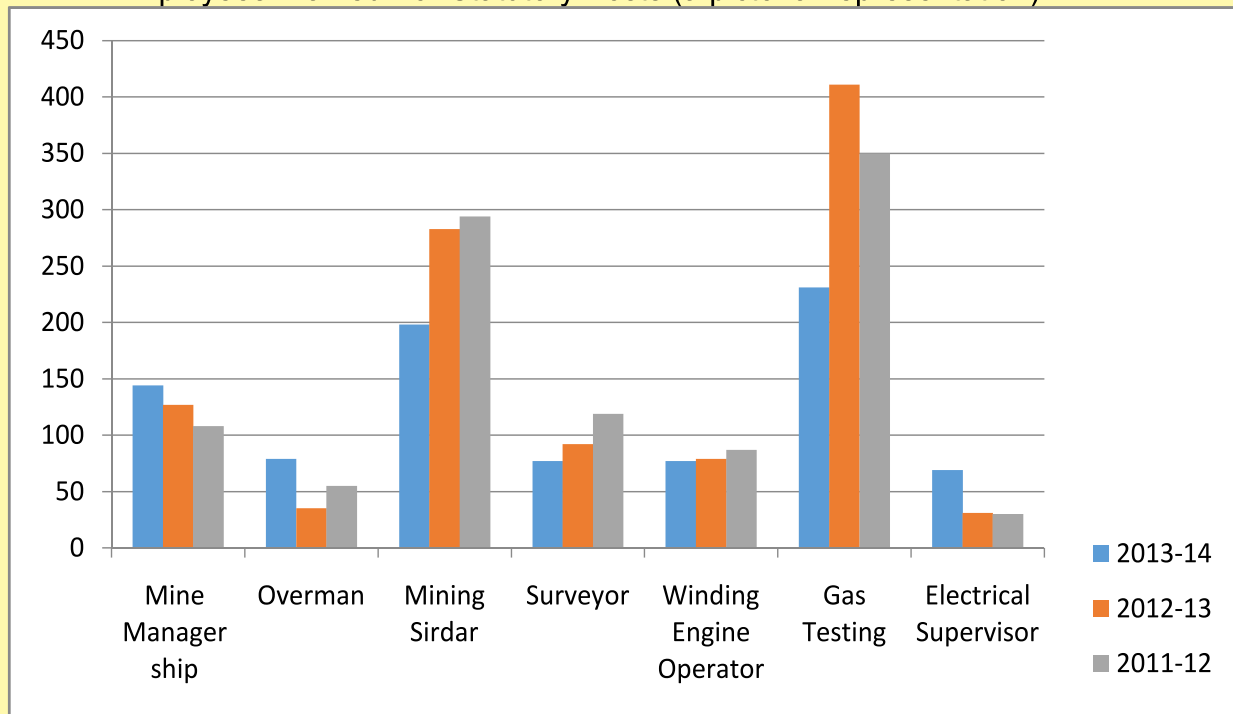
21.5 Corporate Social Responsibility (CSR) and Sustainability [Ref. MoU item no 2.4.1.1]

- Degree of involvement of employee and Top Management.**
Seminars / workshop and training to sensitise the mind set – 04 Programmes were organised during the financial year.
- Presence of top management in the seminar/workshop – Director Personnel, Director (T) Operation and Director (T) Project & Planning participated in meetings held during the year.
- Total no. of employees covered in above programme - 202 employees participated in the above programme held by the Top Management of the Company.

21.6 No. of Employees Trained For Statutory Posts

Particulars	2013-14	2012-13	2011-12
Mine Manager ship	144	127	108
Overman	79	35	55
Mining Sirdar	198	283	294
Surveyor	77	92	119
Winding Engine Operator	77	79	87
Gas Testing	231	411	350
Electrical Supervisor	69	31	30
Total	875	1058	1043

Employees Trained For Statutory Posts (a pictorial representation)



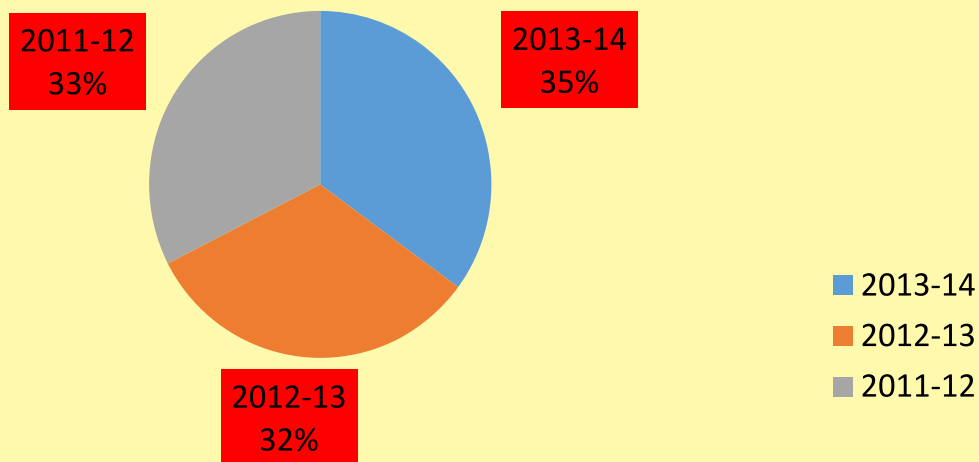


21.7 In-House Training Programme For Last Three Years

Particular	2013-14	2012-13	2011-12
No. of persons Trained	6946	6417	6445

Special thrust was given on the critical topics like skill development for statutory manpower, vigilance awareness, Interaction/Induction of MTs, Retiring persons, Female development, and computer awareness.

In-house Training Programme



Female employee trained during 2013-14

Particular	2013-14	2012-13	2011-12
Executives	193	178	175
Supervisors	67	180	144
Workers	389	355	604
Total	649	713	923

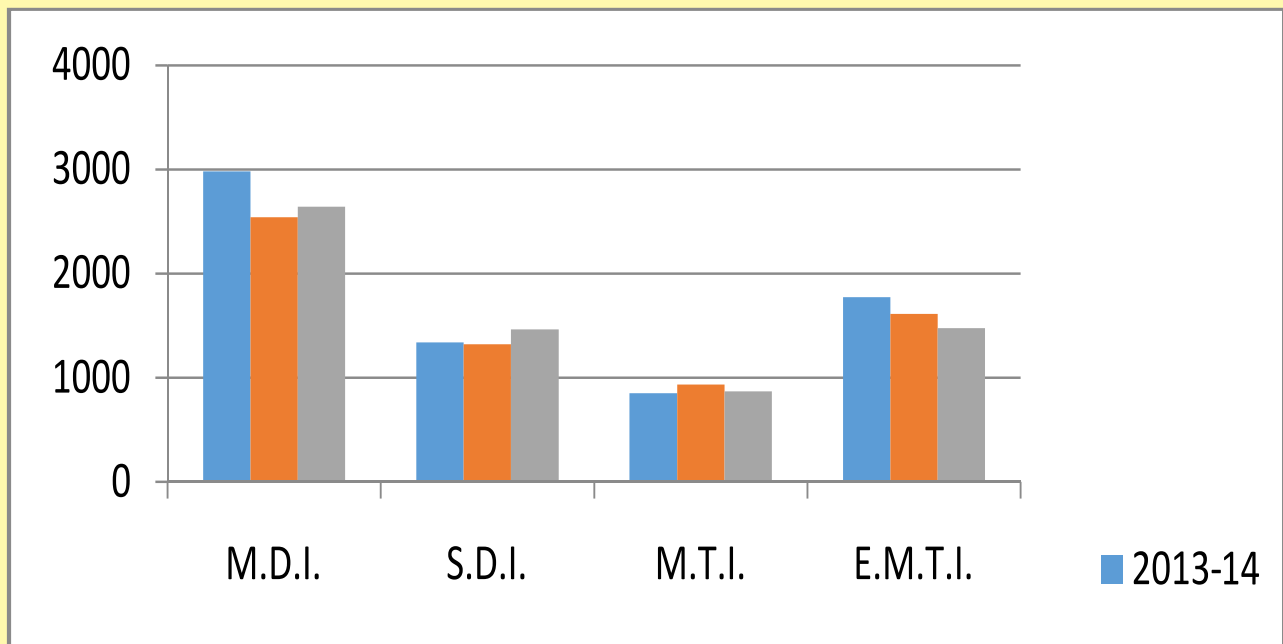
Note : With gradual increase in literacy among illiterate female employees, which was conducted in mass-scale in 2011-12, number has significantly dropped in 2012-13 as is evident from the figure 355 in 2012-13 compared to 604 in 2011-12.



21.8 Training Programme Conducted Institute-Wise For MoU And Non-MoU During 2013-14

Name of Institute	2013-14	2012-13	2011-12
M.D.I.	2981	2544	2642
S.D.I.	1341	1324	1462
M.T.I.	849	935	867
E.M.T.I.	1775	1614	1474
Total:	6946	6417	6445

2013-14	6946 (Sch - 5257 + Non- Sch 1689)
2012-13	6417 (Sch. - 4893 + Non-sch.1524)
2011-12	6445 (Sch. -4253 + Non-sch.2192)



21.9 Training at IICM, Ranchi

2013-14	2012-13	2011-12
463	388	298

21.10 Training Programme Conducted In VTC

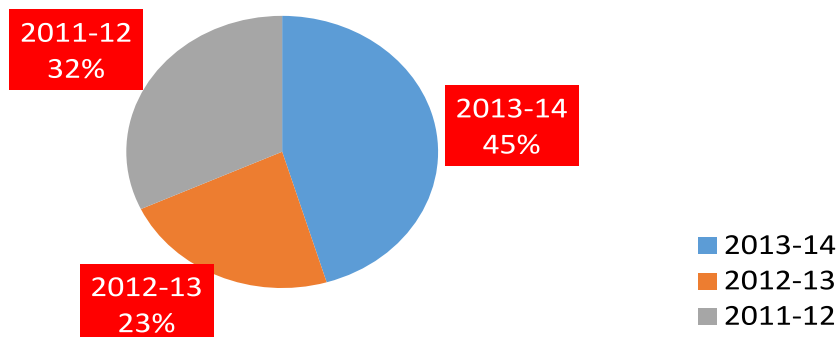
Particular	2013-14	2012-13	2011-12
Basic	521	548	724
Refresher	8718	8244	8721
Special & others	7529	6392	4265
Total	16768	15184	13710



21.11 External Training

2013-14	2012-13	2011-12
1070	536	752

External Training



21.12 PDPT Training under Apprentice Act.

2013-14	2012-13	2011-12
97	57	41

The maximum no. of PDPTs, as referred by BOPT (ER, Kolkata) allowable at any time should not exceed 100 heads.

21.13 Special Initiative Taken Up By HRD

1. Utthaan

BCCL Management has decided to impart underground training to wards of SC/ST BCCL employees and to make them eligible for Sirdarship and Surveyorship examination conducted by DGMS. The scheme is named as UTTHAAN.

The details of the applications received, accepted & rejected are as under:

Stream	No. of applications received	No. of applications accepted	No. of applications rejected
Sirdarship	1572	665	907
Surveyorship	293	114	179
Total	1865	779	1086

Out of 779 nos. of applications (Sirdarship 665, and Surveyorship 114) 125 Sirdarship and 25 Surveyorship applications has been shortlisted.

In FD's meeting, it was broadly discussed and decided that this type of training may be considered also for PAP, FAP, and peripheral local potential villagers.



2. "Home Grown Timber" & "Super – 40 (Statutory Manpower Development :)

Developing statutory manpower in critical designation like Mining Sidar, Overman, Surveyor, 1st Class & 2nd Class Managers continues to be an important thrust area of the company. The success of "Home Grown Timber" & "Super – 40" schemes by Mining Training Institute (MTI) under HRD department has created benchmark in developing statutory manpower of the company.

3. Critical Category Manpower Development:

The role of Excavation and Mechanization Training Institute (EMTI) under HRD in developing critical manpower like HEMM Operator (T), Winding Engine Operators (T) and Electrical supervisors from among company's internal resources is quite imminent. Beside the above, it is playing important role in skill up gradation of personnel, engaged in operation and maintenance of Electrical, Mechanical and HEMM equipment.

Sl. No	Name of Programme	2013-14	2012-13	2011-12
1	S.U of Electrical Personnel for H.T. Exam	25	38	31
2	S.U. of Electrical Personnel for L.T. Exam	22	35	37
3	S.U. in operation & Maintenance of SDL	149	192	147
4	S.U. of HEMM operator + S.U. in operation & Maintenance in HEMM	1039	753	604
5	Simulator Training	76	0	90

4. Training for Retiring Personnel

Till March 2014, 414 retired persons have been trained with following programme

- 1) Stress Management
- 2) Goal Management
- 3) Positive Life Management
- 4) Pension Rules under CCS (Pension Rules)
- 5) Yoga and spiritual programme

22. Welfare & Community Development Activities.

22.1. Sports & Recreation:

Sports & Games have been an integral part of the Company to provide avenues for recreation as well as develop physical fitness among employees at all levels. Earlier, Sports & Games activities were also being encouraged by the ex. Coal Mines Labour Welfare Organization for the benefit of miners.

For the upliftment of Sports and Games, special attention is paid for the benefit of not only its employees and their wards but also to the local populace as well as those residing in the peripheral

areas of its mines. The department organizes different coaching camps, provides sports materials / equipment and financial assistance. BCCL also has a number of employees of National/International standing who have brought laurels to the Company

Presently sports activities are organized based on the calendar of activities issued by CIL, based on which the following are the Sports events organized in BCCL during the year 2013-14 as per the Sports & Culture Calendar:

Sl.No.	Event	Area
1.	Chess & Bridge	Lodna
2.	Table Tennis	Nehru Complex
3.	Badminton	-do-
4.	Kabaddi	Govindpur
5.	Volleyball	Pootki Balihari
6.	Football	Sijua Football Stadium
7.	Cricket	Lodna : Jealgora Stadium
8.	Zonal Sports	Zone-1 to VI : PB/Block-II/Lodna/W.Dvn./ Sijua/C.V.
9.	Hockey	Koyla Nagar : DAV School Ground
10.	Central Sports	Lodna : Jealgora Stadium
11.	Inter-Area Cultural Prog.	Washery Division

The employees are encouraged to participate in good numbers in each of the events and those who qualify, represent BCCL in the CIL meet for the event organized by different Subsidiaries including BCCL.

Similarly, cultural events are also organized from time to time and participation of employees in Inter subsidiary cultural events also takes place. Cultural programmes are organized regularly in which employees and their wards take part. Coal India Foundation Day is also observed on 1 November every year in which all Areas take part in awards function, cultural programmes, workshops, stalls, prabhat feri, inter-religion prayers, etc. These events while maintaining the cultural heritage of the country encourage employees and their wards/families to be a part of the company's growth.

22.2 BCCL Employees Benevolent Fund Society

The Bharat Coking Coal Ltd., Employees Benevolent Fund Society was formed in the year 1977, soon after the Chasnala Mine disaster of IISCO to provide financial assistance to BCCL employees and their dependants.

Initially it was started with a corpus formed with the contribution of Re. 1.00 per month per employee, which has gradually increased over the years to the present Rs. 10.00 per month.

**Objectives:**

1. Financial assistance of ₹ 20,000.00 to the dependant of member employee in case of death
2. Grant scholarships to meritorious students (employees wards) pursuing academic and technical education.
3. Financial assistance to the members of the society in case of long sickness.
4. Honorarium of ₹ 1000.00 to an employee on retirement.

Education:

BCCL as a part of its welfare activities has given considerable emphasis on providing better educational facilities to the children of its employees as well as of those of the local populace. The educational institutions in different Areas of the Company are functioning under MoU with BCCL. Such Schools are affiliated with CBSE and are of two categories:-

- A. Project Schools
- B. Semi-Project Schools

BCCL provides financial assistance/infrastructural facilities to 11 (eleven) No. of Project/ Semi-Project Schools running under agreement with BCCL.

Other than the aforesaid Project/Semi Project Schools, 80 numbers of Private Committee Managed Schools including 04 consolidated Schools are functioning in the BCCL command area which is getting financial assistance on the recommendation of Welfare Sub-Committee on Education, the details of which are as under:

Sl.No.	Status of the Schools	No. of Schools
1	Primary Schools	54
2	Middle Schools	17
3	High Schools	09
	Total	80

Reimbursement of cost of tuition fees and hostel charges to the ward/children of employees pursuing studies in Govt. recognized Technical & Medical colleges in India.

Pursuant to the OM No. CIL/C-5C/56166/633 dated 5.1.2009, subsequent Notice No.CIL/C-5C/55166/663 Dt. 5.1.2009, office order No. CIL/C-5C/55121/811 dated 4.6.2009, 837 dated 24.6.2009 and 921 dated 10.10.2009, BCCL has been disbursing financial

assistance towards the cost of tuition fees and hostel charges for technical and medical education of the wards/children of Wage Board employees.

Scholarships

Employees can apply for award of scholarships to their wards for each academic session for (a) Merit Scholarship and (b) General Scholarship.

a) Merit Scholarship

- i) Merit Scholarship is given to candidates obtaining ranks between 1st to 20th in Madhyamik/HS or any State Board Examination.
- ii) Students of ICSE/CBSE/ISC(Class X or XII) securing 95% or above, where Merit list is not declared subject to a maximum four and half years or such period of completion of study, whichever is less.

b) General Scholarship

Admissible to students studying Class V onwards upto Graduation/Post-graduation level in any discipline.

SC/ST students are entitled to get 10% relaxation on marks to different Class/Standard of education as prescribed for granting of General Scholarship.

Banking Facilities

The salary of all employees in BCCL is being paid directly through different banks and their branches where employees have their accounts. Facilities have been provided to the different nationalized banks operating in the Mines areas for opening their branches. At present more than 130 branches of various nationalized banks are operational under its command area.

CSR Activities

- (a) Figures related to CSR / Community Development Works are given below:

Year	Budget	Expenditure	% increase in expenditure with respect to previous year
2008-09	252.00	215.78	16.13
2009-10	275.00	257.88	19.51
2010-11	1375.00	315.00	22.15
2011-12	1450.00	622.00	97.46
2012-13	1510.00	794.33	27.65
2013-14	3050.00	2780.15	350.00



During the year 2013-14 the approx expenditure on CSR works is ₹ 2780.15 Lakhs which is higher at 350% than last year (i.e. 1.85 % of PAT of 2012-13). Budget provision for the year 2013-14 was Rs.3050.00 lakhs. **[MoU item 2.4.5]**

BCCL is Public Sector Undertaking engaged in mining of coal and allied activities. It occupies an important place in coking coal mined in the country. Since its inception, BCCL has been practicing CSR in its best form, though the term CSR itself came at a later stage. BCCL already had a well incorporated Welfare and Community Development Programme integrated with its day to day business focused on overall sustainable development of society.

Presently, the concept of Corporate Social Responsibility has gone much beyond and has transformed from 'Philanthropy' to 'Stakeholders participation' by engaging them and being responsible towards the triple bottom line of the society, so that essentially the operations of BCCL plays a proactive and supportive role in the communities which they belong.

The Company recognizes the role and importance of its stakeholders and is committed towards its own role as a social partner in bringing overall development in the society in terms of creation and value addition to the common resource property. The CSR projects are decided based on the need assessment done by NCSR Hub Tata Institute of Social Sciences, Mumbai and internal resources.

Bharat Coking Coal Limited (BCCL) is committed to good corporate citizenship and put constant efforts to build and nurture long lasting relationships with stakeholders in the society in general and its peripheral communities in particular. For this BCCL has taken up Education, Health Care, Drinking water, Livelihood and Community Development as the themes of its CSR activities and following activities are carried out.

Water Supply Facilities

BCCL since its inception has felt the importance of water and endeavored for effective and proper utilization of mine discharge water which has to be taken out necessarily in course of mining processes.

For harnessing such water BCCL have taken upon the task of holding the mine water into water bodies by restricting them under NIRMAL NEER scheme.

Multipurpose utilization of abandoned mine water from Barora / Block-II & Govindpur Areas

Multipurpose utilisation of abandoned mine water from Barora / Block-II & Govindpur Areas has been completed in 2013-14 at a cost of Rs.11.70 Cr. by laying out a pipeline network of approximately 45 Kms. With the help of this scheme, approximately 47 million gallon (MG) surplus mine water presently being discharged into natural water courses from Barora, Block-II & Govindpur Areas of BCCL is being stored in two reservoirs respectively of storage capacities 16MG & 31MG and area 4.0ha & 4.5ha approx. situated at Behrakudar & Khonathi villages of Baghmara Block of Dhanbad District. About 1601 families are benefitted by this project besides other floating populations.

Under this scheme of BCCL, the villagers residing nearby and having their cultivation fields in a reasonable proximity will be benefitted in carrying out their agriculture works in all seasons which at present is totally dependent on monsoon. This will enhance Socio-Economic status of the area and also result in opportunities available in secondary and tertiary fields of employment.

This water can be used for drinking purpose also after required treatment. In those reservoirs, necessary help is proposed to be extended to the local people by BCCL to go for Pisciculture by providing them with required training through self help groups.

Scheme for domestic / community usage of Surplus mine water in WJ Area.

In order to arrest the mine water discharge flowing into natural water courses in respect of all areas of BCCL, the flow is diverted and channelized into existing ponds in nearby village.

Under this scheme approx. 2.16 million gallons surplus mine water of WJ Area flowing into natural drainage courses has already been arrested and diverted into following ponds in the peripheral villages through pipelines which remains over flooded even during peak summer:



1. Kukurduba Pond of Chhatrutand village
2. Suryabandh Pond of Mohuda Village
3. Premnagar Pond of Kumardih Village
4. Turitolla Pond of Kumardih Village
5. Belakonda Pond of Bhatdih Village
6. Hazaritolla Pond of Bhatdih Village
7. Kandra Pond (North) of Kandra Village
8. Kandra Pond (South) of Kandra Village
9. Pond at Bhuungiya Village
10. Pond at Targha Village

Further such scheme in respect of other areas of BCCL is also under active consideration.

Mine water supply by BCCL to Drinking Water & Sanitation Division (DWSD) of Jharkhand State in Dhanbad for community water supply

BCCL is also providing mine water as raw water feed to altogether 07 nos. of water supply schemes run by DWSD in Jharia Coalfield at their Sonardih, Chhatabandh, Barora & Kharkharee installations for arranging water supply to the community at large.

Mine water treatment plant at PB Area

Under demonstration scheme in collaboration with Central Institute of Mining & Fuel Research, Dhanbad, BCCL has installed a water treatment plant against total value of Rs.219 lakh in Putki Balihari Area for making the mine water potable after treatment. This water treatment plant has been designed for a rated capacity of 4000 gallon per hour and is functioning.

Availability of mine water in Jharia Coalfield

Consequent to a study conducted by CMPDI, RI-II Dhanbad for identification of available Pit water in existing / abandoned mines of BCCL about 15262 million gallons water is available underground in caved goaved & development areas of which approximately 11873 million gallon water can be made available for various non industrial usages.

Water supply arrangement from mine water to different areas of BCCL [Ref. MoU item No [2.4.4 (b)]:

Water supply in peripheral villages of BCCL command area

Water supply facilities have been extended by BCCL in its 109 peripheral villages. In order to supply water in the remotely situated villages of different Areas of BCCL, through water tankers of 3000 ltrs. Capacity each. 60 tankers are available with the company.

In the peripheral villages under CD/CSR activities more than 1063 hand pumps and 138 dug wells have already been installed and established by BCCL.

Infrastructural developments in peripheral villages for educational facilities.

BCCL as a part of its CSR activities have given considerable emphasis on development of infrastructure in the form of building / room construction, hall construction, lavatories construction and providing desks & benches, computers etc. in existing schools of peripheral villages.

Tender for sewerage plant at Koyla Nagar was floated and received 16.04.2013 [Ref. MoU item NO 2.4.1.2 (b)

Sports & Cultural: Various activities are organized to propagate sports and cultures. Sports/games items and instruments are also provided in the peripheral villages.

Village adoption:Lahbera – a SC/ST village in Dhanbad has been adopted for its all round development and a number of development activities like Community Centre / Masala Chakki Centre / Health Sub-Centre / Primary School / Multi Purpose Hall / Public Toilets / Children Park / PCC Roads & Drains / Solar Street Lights etc. have been established.

ADOPTION OF 1 NOS OF VILLAGE UNDER MOU PARAMETERS [Ref. MoU item no. 2.4.4 (a)]

BALICHIRKA, predominantly habituated by ST population, has been adopted under Lodna Area. In this village as per the assessed requirement, duly approved by BCCL Board in its 301st meeting held on 30.10.13 (vide item No. 301.4P) at a total estimated cost of Rs. 68,51,663.18 to establish Causeway / Approach road of PCC/ Drains/ Community Centre / Primary School / Multi Purpose Hall / Public Toilets etc.



Skill Development:

Duckery Project for Noonudih Village under the Command area of Lodna Area.

Duckery Project promotion has been identified as one of the important livelihood interventions for promotion in addressing the livelihood opportunities for the poor villagers. Duckery requires a low investment and gives high returns within a short period. The return from Duckery can be maximized with minimum risk through better rearing practices. A Duckery Project will be operated through a constituted self-help group of villagers of the Noonudih Village (Ward No. 48) and will promote self employment of local villagers. The project as such does not require a high order of expertise and will be successful. A pond at Noonudih villages having potential source of water will be utilized for this project. BCCL has provided required financial assistance for this project under CSR as per recommendation of CSR Committee. Local people has been trained through Ramkrishna Mission, Ranchi for this project also.

Activities for empowerment of Women : 13 females participated in the workshop on Ecological restoration organized by BCCL inviting Specialist of Central Forest Research Institute, Dehradun from 6th to 8th Feb 2012 which imparted Skill in 3 Tier Ecological restoration process to form Female Self Help Group .

22.3 MEDICAL

1. Swasth Rath (Mobile Medical Van):

The services of Swasthya Rath for villagers under command areas of BCCL started in 2009 with the help of 2 Mobile Vans. Now Fourteen Medical Mobile Vans (MMVs) have been pressed into services equipped with doctors, paramedical staff serving different 203 villages situated in and around the mining areas on working days. The total beneficiaries during 1st April, 2013 to 31st March, 2014 were-98242 in 3164 camps.

2. Muskan (Wellness Clinic)

14 Muskan Clinics are functioning in BCCL in all the hospitals/Regional Hospitals besides Central Hospital, Dhanbad for counseling the patients for modifying their life style. The patients are made

known about the nutritional values of different diets, diet schedules for different diseases, how to lead a happy life, importance of morning walk, how to get rid of stress, value of yoga and different types of exercise etc. The total no. of beneficiaries in 1st April, 2013 to 31st March, 2014 was-18772.

3. Sarokar (CSR Clinic):

BCCL has embarked upon by opening of free CSR clinics from 01.04.2009 to provide free patient consultation at Central Hospital (PHC Building, Kalyan Bhawan) and subsequently at all 14 Regional Hospitals which is open to all. These clinics run for one. /two hours daily in morning hours and free medical advice is given to people around Colliery areas. The total no. of beneficiaries in 1st April 2013 to 31st March, 2014, was-63261.

4. Bahujan Hitay (Health Camp)

Health Camps, which is one of the Parameters under MOUs for Excellence In Company's rating, is done regularly in different areas of BCCL. During 1st April, 2013 to 31st March, 2014- total 247 Camps were organized in which 18499 persons were benefitted.

5. Mission Mitwa

This programme is being organized in Block-II Area of BCCL mainly for the truck drivers & laborers of unorganized sectors who are not well known to the evils of AIDS. The team of Doctors along with union Leaders reaches the pit heads, where the truck drivers & laborers, assemble and deliberate about AIDS. In 1st April, 2013 to 31st March, 2014, 1309 persons were benefitted in 35 camps.

6. Jyoti Abhiyan

Under this, Eye Camps were organized in different BCCL Hospital to give sight benefit to Non-BCCL persons. In such camps free IOL implantation were done through modern techniques. Beneficiaries in October,2013 to 31st January, 2014 are 358 in 7 Camps.

Eye Camp	October,2013to March,2014	15	507
----------	------------------------------	----	-----

7. Epedemic Control:

A) The epidemic of Gastroenteritis/Cholera/Jaundice emerged in villages/Tola near Katras, Govindpur &



Baghmara area. The team of doctors of concerned area visited and treated and distributed free medicines more than 200 cases.

B) Presently the epidemic of Dengue emerged around CV area in Chanch, Brahma and Layakdih villages. The team of doctors of CV area visited colonies, villages and treated more than 125 persons, still task is continuing.

8. Ek Jagran – Jeevan Shaili:

Life Style Management Programmes are being organized by Welfare Department of BCCL assisted by Medical Deptt. In different areas in which de-addiction from tobacco, alcohol, smoking and other ill habits are deliberated. Such programme is arranged amidst thickly populated colonies so that all the members of the family may participate.

9. Tele-Medicine:

BCCL has installed Telemedicine Centre at Central Hospital; Dhanbad which will pave the way for introduction of new system of treatment based on tele-communication. The treating doctors at CHD may have interaction and discussion on a particular disease or patient with the doctors of super-specialty hospitals in order to provide best possible medical assistance to them. Initially the department has been connected with RTIICS, Kolkata and Mission Hospital, Durgapur; few more corporate super specialty hospital of repute will be connected in the months to come. The unit was inaugurated by Chairman CIL on March 28th.2010.

1. **F.W.CAMPS IN BCCL:** 27 F.W. will be organized in different areas of BCCL in the current financial year (2013-14). Out 27 camps 17 camps were organized in the month of Oct, 13 to 31st March, 14. In which 640 persons were benefited.

Consolidated Report of CSR Activities In BCCL (1st APR'13 to 31st March, 2014.) [Ref. MoU item no 3.4.5 Annexure XIV]

OPD-	10, 12,463 (patients)
INDOOR-	21,091 (patients)

ACTIVITIES	NO. OF CAMPS	NO. OF BENEFICIARIES
MMV (Swastha Rath)	2698	86163
HEALTH CAMPS (Bahujan Hitay)	203	16161
CSRCLINICS (Sarokar)		52922
Wellness Clinic (Muskan)		15856
AIDS AWARENESS (Mission Mitwa)	35	1309
Eye Camp (Jyoti Abhiyan)	15	507
F.W.Camps (Mamta)	17	640

22.4 Industrial Relations

There is a well-established bi-partite forum consisting of the representatives of the management and the Central Trade Unions for regular interaction and redressal of issues relating to production and productivity, safety, welfare, employment and other personnel matters. A calendar for structured meetings with the central trade unions for the entire year is issued in advance and accordingly meetings are held at Unit, Area & Corporate level as per schedule. A total of 24 no. of structural meeting were held with the central Trade unions at HQ level in the year 2013-14. Sincere effort with positive approach on the part of the management have been made in handling and resolving the disputes and grievances. A daily reporting system is in vogue in BCCL under which IR report of area as a whole is communicated in the morning hours and in the event of any adverse situation proactive steps is initiated to avoid hindrance in day to day production activity.

As a measure of gainful employment, selection in various statutory and non-statutory posts from existing employees was done to fill up shortage category personnel, details of which are as under:

POST	NUMBER
Overman	28
Mining Sirdar	28
Dumper Operator	194
Dozer Operator	13
Shovel Operator	95
Drill Operator	69

A total of 178 number of Awards were implemented which augured well to maintain harmonious industrial



relations as well as to serve the society as a responsible corporate. The company has offered 386 compassionate employments under para 9.3.0. / 9.4.0. of NCWA to dependents of Ex-employees dying in harness and under permanent disablement.

Thus the IR scenario in BCCL in the year 2013-14 was harmonious, cordial, and peaceful creating thereby a sense of goodwill between the workers and management.

22.5 Achievement of the Company in the area of Official Language Implementation 2013-14.

- a) Compliance of the Section 3(3) of the Official Language Act, 1963 is ensured.
- b) During the year the four quarterly meetings of the Official Language Implementation Committee (Corporate level) were held on 20 June, 13; 29 August, 13; 17 December, 13 and 28 March, 14 respectively.
- c) 36 Hindi workshops were organized during 1 April, 13 to 31 March, 14 in HRD Department and different areas of BCCL in which 968 employees participated.
- d) Central Hindi Library of BCCL has 4196 standard hindi books. Purchase of hindi books is done every year. During the year total 156 books have been procured for ₹61,829/- .
- e) 19th & 20th issues of the six monthly House magazine 'Koyla Bharati' were published on 15 August, 13 & 26 January, 14 respectively.
- f) Rajbhasha fortnight was observed from 14th September' 13 to 30th September'13. During the Rajbhasha Pakhwara, Noting & Drafting Competition (separately for Hindi & non- Hindi employees), Essay Competition exclusively for women employees, Hindi Cine Quiz, Hindi Antakshari Competition, self composed Hindi Poem and hindi essay competition for housewives of officers/employees, Hindi Gyan Pratiyogita were organized to promote Rajbhasha Hindi.

The main attraction of the hindi fortnight was to pay

homage to great hindi litterateur on every event who contributed a lot in progress of hindi.

A large number of officers/employees, their housewives and their children participated in these competitions. The best three of every competition were awarded with attractive prizes and all remaining participants were also awarded with consolation prizes.

On the recommendation of the Official Language inspection Committee "**Svargiya Shankar Dayal Singh smriti puruskar**" were awarded to the best three Areas as well as three departments of Head Quarter, for their performance pertaining to the implementation of the Official language (Hindi) in the year 2013.

All the awards, shields and prizes as above mentioned, were distributed in the concluding ceremony of the Official Language fortnight held on 30th September, 2013. At the occasion **Prof. V.P. Kunjumetharu**, the famous hindi scholar and litterateur and **Sri Upendra Pal Nahan**, Regional Language Litterateur were honored with "**BCCL Koyla Bharti Rajbhasha Samman**" for their outstanding contribution in literary world.

- g) Hindi version of the Annual Report of the company for the year 2012-13 was published.
- h) BCCL holds the Chairman's office of the Town Official Language Implementation Committee (TOLIC), Dhanbad. During the year two meetings (on 27 June, 13 and 20 Dec, 13 respectively) were held. The publication of TOLIC "Dhanbad Rajbhasha Sandesh" issue 3&4 were also released in these meetings.
- i) Hindi translation of BCCL's official website has been completed.

Special Achievement of BCCL in the field of Rajbhasha

During year 2013-14 the BCCL received following awards in the field of official languages implementation and for its house magazine 'Koyla Bharti':



Sl. no.	Name of institutions/details of awards	Place	Purpose
1	Rashtrbhasha Swabhiman nyas, Ghazibad conferred the BCCL with "Rajbhasha Gaurav " award and bestowed with an Appreciation letter in All India Rajbhasha Conference on 27.04.13.	New Delhi	For outstanding activities in the field of Rajbhasha implementation
2	Rajbhasha sansthan, New Delhi conferred the BCCL with "Rajbhasha Darpan " award in All India Rajbhasha Conference on 26.04.13	Solan, Himachal Pradesh	For better theme and content of "Koyla Bharti"
3	Centre for Training and Development conferred the BCCL with "Rajbhasha Vishisht samman 2013 " and bestowed with an Appreciation letter in All India Rajbhasha Conference on 28 May 2013.	Tirupati (Andhra Pradesh)	For overall performance in the field of Rajbhasha
4	Bhartiya Rajbhasha Vikas Sansthan, Dehradun conferred the BCCL with "Rajbhasha Shri ", "Rajbhasha Kirti ", "Vishesh Rajbhasha Kirti ", "Rajbhasha Shilpi", "Vishesh Rajbhasha Vishishtata samman " and "Rajbhasha Dipti samman " in different categories in All India Rajbhasha Conference on 18 October, 2013.	Madurai (Tamilnadu)	For excellent contribution in the field of Rajbhasha and outstanding publication of Koyla Bharti.
5	Rashtrabhasha Svabhiman Nyas, Gaziabad conferred the BCCL with "Rajbhasha Gaurav Samman " and "Rajbhasha Ratna Samman" in All India Rajbhasha Symposium on 28 October, 2013.	Gaziabad (UP)	For outstanding contribution in the field of implementation of Rajbhasha policies
6	Centre for Training and Development, Bangalore conferred the BCCL with "Rajbhasha Vishisht Samman, 2013 " in All India Rajbhasha Seminar on 16 November, 2013.	Kanyakumari (Tamilnadu)	For remarkable work regarding propagation of progressive use of Rajbhasha Hindi and its implementation.
7	Rajbhasha Academy, New Delhi conferred the house magazine of BCCL "Koyla Bharti" with "Utkrisht Patrika Samman " on 9 January, 2014 in All India Rajbhasha Conference.	Puri (Odisha)	For outstanding content and theme of the "Koyla Bharti"



23 VIGILANCE

Brief note on actions taken by Vigilance Department of BCCL on Preventive Vigilance, Punitive action, Surveillance detection and other important achievements

Vigilance Department is an integral part of management which helps the organization by playing an important and vital role in the growth of the organization by promoting ethics and probity which goes a long way in achieving a good public image of the organization. In order to promote the goal of the company, Vigilance Department of BCCL under the broad guidelines of Central Vigilance Commission has adopted a three-pronged strategy to combat/prevent corruption/irregularities which has been detailed below:

1. Preventive: Under it comes plugging of loopholes by issuing guidelines for system improvement whenever required, educating and counseling the officials of the organization.
2. Punitive: Under it comes initiation of disciplinary action against the officials/employees of the company who indulges in corrupt practices and found guilty of omission and/or commission.
3. Surveillance: Which help in minimizing the scope of corruption.

Brief description of activities undertaken by the Vigilance Department of BCCL within the scope of above areas during the financial year 2013-14 is elaborated below:

1. Preventive Vigilance:

a) Surprise Check / Test Check:

During the year 2013-14 (from 01.04.2013 to 31.03.2014), Vigilance Department of BCCL conducted Thirty three (33) Surprise / Test Checks, out of which five (05) cases resulted into registration of regular case against seven (07) Executives and ten (10) Non-executives. Main thrust areas of surprise check were as under:

- i. Irregularities in Civil tendering / repairing job
- ii. Weigh Bridges
- iii. Finance Department
- iv. CSR Activities
- v. Equipment repair

- vi. Purchase of materials.
- vii. Diesel dispensing unit.
- viii. Washeries.

b) Intensive examination:

Importance of CTE type intensive examination of works is an effective preventive vigilance measure. Vigilance Department of BCCL undertook six (06) CTE type Intensive examinations.

c) Observance of Vigilance period for creating awareness:

As per the directive of CVC, Vigilance Awareness Week - 2013 was observed in BCCL from 28th October, 2013 to 2nd November, 2013. The week commenced with pledge on 28th October, 2013 at Koyla Bhawan. The pledge was administered by the CMD, BCCL. On this occasion CMD, BCCL released a Compendium of Circulars / Guidelines of CVC, CIL & BCCL compiled by Vigilance Department, BCCL and a News letter "CHETNA" relating to vigilance activity. During the week Banner and Posters were displayed at Company headquarter as well as at all the areas of BCCL. During the awareness week two days workshop was organised at Subhas Bhawan, Block – II Area & Officers Club, Bastacolla. Inter School slogan writing, debate and drawing competition on Anti Corruption Topic was organised at Delhi Public School, Dhanbad, De-nobili School, Dhanbad, DAV School, Koyla Nagar & Carmel School, Dhanbad. An easy writing competition was organised at Koyla Bhawan for Executives & Non-Executives of BCCL.

Workshop on Vigilance Awareness:

- i. Vigilance Department of BCCL organized a one day programme on 15.05.13 on "Vigilance Awareness" at HRD. The programme was inaugurated by Sri TK Lahiry, CMD, BCCL by lighting the lamp. On this occasion Sri PE Kachhap, Director (P), Sri PK Sinha, CVO, BCCL, Sri DK Chandrakar, GM(Vig.), Sri S. Dasgupta, GM, HRD, Kalyan Bhawan were present. In the programme/workshop of Area GMs and GMs and HODs of HQ were present.



- ii. The workshop was addressed by Sri TK Lahiry, CMD, Sri PK Sinha, CVO & Sri PE Kachhap, Dir.(Per.). Among the distinguished speakers, Smt. Vismita Tej, CVO, CCL deliberated on "Vigilance perspectives in decision making" while Dr. Promod Pathak, Professor, ISM spoke on "Making vigilance work – The Psycho – Social dimension". A special session was also organised for MT's in which Sri J Nayak, AIG(P)/OSD to Director CBI shared his experience in Vigilance Management in PSU's.
 - iii. Vigilance Department of BCCL organized four one day programme on "Vigilance Awareness" at HRD on 23.05.13, 24.05.13, 20.06.13 & 21.06.13. The Faculties were drawn from Vigilance Department & the participants were Junior & Middle level Executives posted in different Area & Units of the Company.
 - iv. On 29.10.2013, a one day workshop was organized at Officers' Club, Bastacolla Area. Shri Amar Mudi, Dy Director, CVC, New Delhi was the distinguished Guest. Shri Mudi speaking on the occasion on the topic "Promoting good governance – Positive Contribution of Vigilance" highlighted the importance of Vigilance in everyday life. Shri Pramod Pathak, Professor, ISM, Dhanbad deliberated on the role of ethics in good governance and combating corruption. Shri PP Sengupta, Ex CGM (MM), CIL discussed the various issues to be kept in mind while dealing with tenders and related processes.
 - v. On 30.10.2013, another one day Workshop was organized at Block II Area. The workshop was inaugurated by Shri Ashok Sarkar, Director (T)P&P in presence of Shri Amar Mudi, Dy Director, CVC, New Delhi and Shri PK Sinha, Chief Vigilance Officer. There were 3 sessions on the same topics as in the workshop held on 29.10.2013 i.e. a day before.
 - vi. In the closing ceremony, Shri PK Sinha, Chief Vigilance Officer and Shri PK Manjhi, SP, CBI, Dhanbad interacted with the participants and answered their queries relating to various issues and topics.
 - vii. On 31.10.2013 afternoon, Shri J Nayak, AIG/OSD to Director, CBI, New Delhi held a meeting with the officers of the Vigilance Dept., BCCL. He gave tips on how to hone up investigation skills and how to make breakthrough in complex cases.
 - viii. Vigilance Department of B.C.C.L. organized a Workshop on 20-02-2014 on. "Common irregularities in civil works" for executives of Civil Engineering Deptt at HRD, Kalyan Bhawan. The inaugural programme was attended by Sri Amitabh Saha, Director (Finance), Sri B.K.Panda, Director (P), Sri P.K.Sinha, Chief Vigilance Officer, B.C.C.L., Sri Chandramauli Chattopadhyay, Ex-Dy.G.M.(Civil), Coal India Ltd., Sri D.K.Chandrakar, G.M (Vigilance), Sri M.N.Jha, GM, HRD, Sri R.M.Prasad, GM(Civil) and executives of Civil Deptt. posted in different Areas and Head Quarter were present.
 - ix. Vigilance Department of B.C.C.L. organized a Workshop on 21-02-2014 on "Common Irregularities in Procurement & its Vigilance Perspective" for executives of the Material Management Deptt. at HRD, Kalyan Bhawan. The inaugural programme was attended by Sri Amitabh Saha, Director (Finance), Sri Ashok Sarkar, Director (T), P&P, Sri P.K.Sinha, Chief Vigilance Officer, B.C.C.L. and Sri P.P.Sengupta, Ex-CGM(MM), CIL . On the occasion Sri D.K.Chandrakar, GM(Vig), Sri M.N.Jha, G.M.(HRD), Sri U.Upreti, GM(MM) and executives of MM Deptt. posted in different Areas and Head Quarter were present.
 - x. Sri R. Mohan Das, Director (P&IR), CIL advised HRD Deptt. to organize such type of Workshop regularly for all the Disciplines/Cadres and all the Departments should function in accordance with the Manuals and Guidelines of the Company.
- d. System Improvement:-**
- i. An office order was issued by Director (T)P&P in r/o procedure to be followed in case of all civil works. If the number of sealed tenders received is less than two, the last date of receipt of tenders would be extended by one month without opening the single



- tender. Notice of extension should be sent to all tenderers who have purchased the tender documents and wide publicity be given as per original NIT provision. If on expiry of the extended date, no fresh tender is received, the single tender received earlier should be opened and processed.
- ii. Based on surprise check conducted by Vigilance Department, instructions on working of weighbridges were issued by the Director (T)P&P. It was decided that all road weighbridges in BCCL will be periodically checked by test truck of standard weight. It was also decided that annual maintenance contract of all road weighbridges will be floated and finalized by HQ. Necessary clause for imposition of penalty for non-functioning of weighbridges on hourly breakdown basis would be included in the annual maintenance contract.
 - iii. An office order was issued by Director (T)P&P in r/o guidelines for weighbridge operation & maintenance. It specified the entry of persons in the weighbridge computer room, use of input / output device in the weighbridge computer and formulation of annual maintenance contract, the various check & measure like user ID, Password, locking of digitizer and test weights. It also states that the weighbridge premises should be barricaded and CC TV camera to be installed for recording weighing activities.
 - iv. Director (T) OP, BCCL issued an office order making it mandatory for sealing of weighbridge by inspector of Legal Metrology Department. It is also stated that any verification / re-verification should be noted in a log book maintained in the weighbridge.
 - v. A circular was issued by GM (Co-Ordination), BCCL stating that all circular / guideline being issued by different Directorate / Department will bear a running Sl. No. to be taken from CMD's Secy. It is to be ensured that the Sl. No. is entered on all Circular / Guidelines issued from any Department.
 - vi. A circular was issued by Dy. GM(Civil), BCCL stating that subsequent to implementation of DSR 2012, no estimate should be prepared for any civil works on DSR 2007 w.e.f 01.09.2012. The tenders floated having estimated based on DSR 2007 should be cancelled and estimate re-casted on DSR 2012 before re-tendering. In case Part – II has been opened having estimate based on DSR 2007, it should be properly evaluated and processed for competent approval.
 - vii. A circular was issued by GM (E&M), BCCL pertaining to uploading of repair of plant and machinery tenders by E&M Department. It has been advised that all tenders related to equipment repairs and other works pertaining to E&M Department irrespective of the value of the tender are uploaded on the BCCL website
 - viii. An office order was issued by Director (Tech.)P&P, BCCL pertaining to floating of tenders at Area Level / Washery which are within the DOP of the GM of the Area / Washery. Tenders which are beyond the DOP of Area GMs / Washery are to be floated by respective HODs at HQ level after obtaining approval from the concerned Director / CMD. After finalisation of the tender, execution of work will be done by the Area Authority.
 - ix. An office order was issued by Director (Tech.) P&P, BCCL pertaining to inventory and scrap management. The procurement at Area should be made for immediate requirement and not for inventory building. The list of unmoved items for more than one year should be sent to HQ Store Department for circulation of the same to other Areas. Periodical physical verification of the store should be under taken and the report must be submitted to GM (MM) & GM (Finance.) Survey off report for all type of scrap should be prepared periodically.
 - x. An office order was issued by Director (Tech.) P&P, BCCL pertaining to initiation of indent for procurement of materials. The indenter has to certify on the body of indent that availability of indented Items has been checked at all the stores through OMMS and the same are not available in any of the store of BCCL. Technical Department & MM Department will not entertain any indent without the above certification.
 - xi. An office order was issued by GM (MM), BCCL pertaining to settlement of commercial dispute between public sector enterprises inter se and Public Sector Enterprises and Government Department through permanent



machinery of arbitrators in the Department of Public Enterprises. The arbitration clause is to be implemented in all the existing and future work order / contracts placed on Public Sector Enterprises and Govt. Department.

- xii. An office order was issued by GM (HRD), BCCL to ensure that officer / staff against whom Charge sheet is pending for finalisation should not be sent for outside training.
- xiii. An office order was issued by GM(P&IR), BCCL to ensure that no employee against whom the charge sheet is pending for finalisation is granted leave other than causal leave and / or leave on medical ground during the last two months before retirement.
- xiv. An office order was issued by CGM(Washery), BCCL pertaining to sale of Washery by products. It was notified that in future while giving offer of by product for sale through e-auction, the Project Officer and General Manager of the Zone will invariably give a remark that the offered quantity of by product is of the highest grade available in the Washery. This order was issued on the basis of test check report submitted by Vigilance Department.
- xv. An office order was issued by GM(Civil), BCCL pertaining to definition of similar nature of work in Civil tender notices. The clause for water proofing of building with tarfelt was added in the earlier issued definition of similar nature of work. The detailed specification for water proofing treatment with bitumen felt over roofs conforming to IS 702 was added in the definition.
- xvi. An office order was issued by Dir.(Tech.)P&P, BCCL pertaining to procurement of pipes for different works to be carried out in different Areas / Projects and Washeries of the Company. It was decided that all normal pipe line works (GI, MS and PVC) for repairs / replacement should be carried out with the provision of pipes by the Department only. Hence, indents for procurement of pipes will be processed simultaneously with the estimate of contractual works.
- xvii. An office order was issued by Dir.(Tech.)P&P, BCCL regarding floating of tenders which are

within the DOP of Area GMs / Washeries. It was decided that tenders for such work will be issued at Area / Washery level. However for tender requiring approval of Director and above, the tenders will be floated by the respective HOD at Head Quarter level.

- xviii. An office order was issued by Director (Tech.) P&P, BCCL for testing of Civil Engineering materials. All the concerned were advised that testing of samples of construction materials is to be done from Govt. Lab only. Only in exceptional cases where testing facility is not available in Govt. testing Lab, sending sample to Pvt. Lab may be resorted to.

2) Punitive Vigilance:

During the financial year 2013-14 (from 01.04.2013 to 31.03.2014), Vigilance Department registered Nineteen (19) regular cases of investigation in which seven (07) no. of investigation arising out of the complaints verified. Out of these nineteen (19) cases investigations, while two (02) cases are under investigations, five (05) cases are closed after due action against twenty one (21) officials. In the balance twelve (12) cases investigation has been completed and action has been initiated against forty two (42) responsible officials and black listing of eighteen (18) firms.

Apart from the above, during the financial year 2013-14 (from 01.04.2013 to 31.03.2014), CBI has registered five (05) numbers of cases, out of which one (01) case was related to demand & acceptance of illegal gratification, one (01) case of disproportionate assets and Sanction for Prosecution against two (02) officials on the basis of the report of CBI.

3) Surveillance detection:

During the financial year 2014-15 Agreed list for BCCL was prepared in consultation with SP, CBI, Dhanbad. The list of officers of doubtful integrity was also prepared for the said period.

4) Vigilance Clearance

Vigilance Department of BCCL issued Vigilance Clearance giving Vigilance Status in respect of 2834 numbers of officials (Executives and Non Executives) during the financial year 2013-14 (from 01.04.2013 to 31.03.2014).



24. AUDIT COMMITTEE:

Audit Committee of the Board of Directors of BCCL has been formed in the year 2002 in line with the section 292 A of the Companies Act, 1956.

Shri Paul Joseph, Non Official part time Director is the Chairman of Audit Committee.

The Audit Committee consists of the following members:

- i) Sri Paul Joseph, Chairman of Audit Committee
- ii) Sri N. Kumar, Director (Technical), Coal India Limited
- iii) Shri S.K. Shahi, Director Ministry of Coal, Govt. of India.
- iv) Shri D.C.Jha Director (Technical), BCCL.
- v) Shri B. Ramesh Kumar, Independent Director
- vi) Dr. B.B. Biswal, Independent Director
- vii) Shri S.B. Ghosh Dastidar, Independent Director
- viii) Shri P.R. Mandal, Independent Director

The terms of reference of Audit Committee include all commercial aspects of the organization including inter-alia.

- i) Review of financial statement before submission to the Board.
- ii) Periodical review of internal control system.
- iii) Review of Govt. Audit and Statutory Auditors' Report.
- iv) Review of operational performance vis-à-vis standard parameters including that of subsidiaries.
- v) Review of Projects and other capital schemes including that of Subsidiaries.
- vi) Review of internal audit findings / observations including that of Subsidiaries.
- vii) Development of a commensurate and effective internal audit function.
- viii) Special studies /investigation of any matter including issues referred by Board.

The Audit Committee held 10 meetings during the year 2013-14.

25. CONSTRUCTION OF NEW WASHERIES & MODERNISATION / MODIFICATION

- BCCL Is the only Subsidiary of CIL who has signed Contract with the Respective BOM Operator for Three Washeries Namely:
 - ❖ Madhuband NLW Washery (5.0 Mtpa);
 - ❖ Patherdih NLW Washery (5.0 Mtpa), and
 - ❖ Dahibari NLW Washery (1.6 Mtpa).

Construction of New Washeries in BCCL on BUILD-OPERATE-MAINTAIN (BOM) concept

- Back Ground of Setting up of new Washeries on 'BOM' Concept;
 - It was decided in the meeting held on 11.01.2007 chaired by Hon'ble MoC (Coal) at Kolkata that CIL should supply improved quality and sized coal to the consumers only after washing except for consumers at Pit Head.
 - CIL had identified to set up 20 washeries in its various subsidiaries under BOM Concept / Turn-key Scheme.
 - Accordingly, BCCL Board in its 260th Board Meeting had conceptually agreed for setting up of six washeries on BOM concept.
 - These Washeries are to be constructed on Build, Operate and Maintain (BOM) concept.
 - The proposed locations of the new Washeries & its capacity in terms of raw coal input are furnished below:

1. Madhuband NLW	5.0 Mty.
2. Patherdih NLW	5.0 Mty.
3. Dugda NLW	2.5 Mty.
4. Dahibari NLW	1.6 Mty.
5. Patherdih NLW	2.5 Mty.
6. Bhojudih NLW	2.0 Mty.
	18.6 Mt
 - Status of all Washeries under 'BOM' Concept
 - Proposed NLW Washeries under 'BOM' Concept in BCCL (finalized)
 1. 5.0 Mtpa MADHUBAND NLW coal Washery
EMP Clearance : 25.01.2012
Date of signing of Contract : 12.11.2012



Milestones achieved in 2013-14

- Letter for 'Consent to Establish' from JSPCB, Ranchi has been received on 20.08.2013.
- Certificate of Registration under Labour Act from GoI has been received.
- Soil testing & Surveying of the Proposed Site has been completed.
- Approval of more than 90% of Drawings has been completed.
- 70% of Construction of Boundary Wall and 100% of Construction of Store have been completed.
- Foundation works for Construction of Silos have been started.
- Orders have been placed for approx. 80% of Equipments.
- Supply of 03 Nos. of Magnetic separators, 25 nos. of Motors, 3 nos. of screens, 10 Nos. Cyclones, 03 Nos. of Pressure filters has been done to the washery site.
- Payment has been made by BCCL till 31.03.2014 amounting ₹ 21,40,47,606.74/-

Setting up of Rapid Loading System

- For dispatch arrangement of Washed Coal and Washed Coal (Power), Tender has been opened on 21.05.2013. Evaluation of Technical Part of Tenders for Rapid Loading System is being carried out at CMC, BCCL.

Renovation / Strengthening of Railway Infrastructure:

- RITES has been awarded the work to develop the Rail infrastructure for rapid loading system for Washed coal and Washed coal (Power)
- Feasibility Study Report submitted by RITES has been approved by BCCL.
- RITES has submitted the Detailed Project Report to SE Rly. for approval.
- Draft Tender Document submitted by RITES is under scrutiny at BCCL.

[Ref. MoU item No 2.3.1 (i)]:

- **Phase -I Construction of Washery was completed in Jan'2014**

2.5.0 Mtpa Patherdih NLW coal Washery

EMP Clearance : 25.01.2012

Date of signing of Contract : 17.10.2012

Milestones Achieved in 2013-14

- Letter for 'Consent to Establish' from JSPCB, Ranchi has been received on 20.08.2013.
- Certificate of Registration under Labour Act from GoI has been received.
- Site surveys, Soil Testing have been completed.
- Approval of Basic Drawings have been Completed.
- Construction of 70 % of Boundary Wall has been completed
- Constructions of Store, Fresh Water Reservoir, and Canteen Building are in advanced stage.
- Payment has been made by BCCL till 31.03.2014 amounting ₹4,76,35,411.0/-

Setting up of Rapid Loading System

- For dispatch arrangement of Washed Coal and Washed Coal (Power), Tender Document is under preparation at RI - II, CMPDI.

Renovation / Strengthening of Railway Infrastructure:

- RITES has been awarded the work to develop the Rail Infrastructure for Rapid Loading System for Washed Coal and Washed Coal (Power) and Rejects.
- Site Survey has been done by RITES.

[Ref. MoU item No. 2.3.1(ii) (a)]:

Phase -I Construction of Washery was completed in Jan'14.

3.1.6 Mtpa Dahibari NLW coal Washery

EMP Clearance : 06.02.2013

Date of signing of Contract : 28.12.2013

Milestones Achieved in 2013-14

- Certificate of Registration under Labour Act from GoI has been received.
- Site-Survey is completed and Construction of Boundary Wall is in Progress.



Renovation / Strengthening of Railway Infrastructure:

- RITES has been awarded the work to develop the Rail Infrastructure for Rapid Loading System for Washed Coal and Washed Coal (Power) and Rejects.
- Site Survey has been done by RITES.

[Ref. MoU item No. 2.3.1 (v)]:

Contract Agreement has been signed with M/s ACB (India) Limited on 28.12.2013.

- **Proposed NLW Washeries under BOM Concept in BCCL (yet to be finalized)**

4. 2.5 Mtpa Dugda NLW coal Washery : Milestones Achieved in 2013-14

- Bids were opened on 06.01.2014.
- Renovation / Strengthening of Railway Infrastructure.
- RITES has been awarded the work to develop the Rail Infrastructure for Rapid Loading System for Washed Coal and Washed Coal (Power) and Rejects. Site Survey has been done by RITES.

MoU Performance [2.3.1 (vi)]:

Fresh Tender has been floated on 15/24.06.2013 and Finalization of RFQ Part is in progress.

5. 2.5. Mtpa Patherdih NLW coal Washery :

Milestones Achieved in 2013-14

- Tender has been floated on 15/24.06.2013. This had to be cancelled due to some technical deficiency.
- Bids were opened on 20.01.2014.
- Renovation / Strengthening of Railway Infrastructure.
- RITES has been awarded the work to develop the Rail Infrastructure for Rapid Loading System for Washed Coal and Washed Coal (Power) and Rejects.
- Site Survey has been done by RITES.

MoU Performance [2.3.1 (vii)]:

Fresh Tender has been floated on 09.08.2013 and Finalization of Tech. part (RFP Part) is in progress.

6. 2.0 Mtpa Bhojudih NLW coal Washery:

Milestones Achieved in 2013-14

- Tender has been floated on 31.08.2013, but same had to be cancelled due to some technical deficiency.
- Fresh Tender has been floated on 01.11.2013.
- Bids were opened on 28.02.2014.
- Finalization of Tech. part (RFP Part) is in progress.

Renovation / Strengthening of Railway Infrastructure:

RITES has been awarded the work on 26.02.2014 develop the Rail Infrastructure for Rapid Loading System for Washed Coal and Washed Coal (Power) and Rejects.

➤ **Status of Washeries under 'TURN - KEY' Concept**

1. 2.5 Mtpa Coking Coal Washery at Moonidih

Activities Performed in 2013-14

Coal Sample has been collected from the linked source of Mines by CMPDI, Ranchi and the same has been sent to CMPDI, Laboratory on 18.09.2012. Now it is at testing stage

2. 2.5 Mtpa Coking Coal Washery at Kapuria

Activities Performed in 2013-14.

Site is to be finalized. Difficulties are being faced to collect the representative coal sample as the mine selected for the potential source of coal for the Washery is virgin.

Further, two NLW Washeries of 5.5 and 5.8 Mtpa capacities are also being formulated. Locations and linkages of these two NLW Washeries are under study & finalization.



26. ENVIRONMENT & ECOLOGY

BCCL has made sustained and large scale efforts to improve the environment. A summary of environmental activities /status is as under:

a) Environmental Clearances for BCCL Mines & Washeries

BCCL has formulated a Cluster Concept grouping all its 103 mines (including abandoned and proposed) into 17 Clusters for obtaining environmental clearances. BCCL is the pioneer company in the coal industry, rather in the whole mining industry to formulate the cluster concept for EIA-EMP preparation and grant of Environmental clearances. MoEF has approved this Cluster Concept in Dec., 2009 and advised to go ahead with preparation of EIA-EMPs for all its clusters for grant of Environmental clearances.

Status Of Mines: As on date, BCCL has obtained Environmental Clearances for 15 clusters (peak capacity 76.949MTPA) out of 17 clusters.

- Balance two clusters are in process of environmental clearances
- Final EIA/EMP of Cluster-XII(Proposed Kapuria UG with 3.12 MTPA peak capacity) awaiting EAC,MOEF consideration for grant of EC
- TOR of Cluster-XVII (Proposed Kalyaneshwari OC with 5.2 MTPA peak capacity - recommended by EAC, MOEF, formal letter awaited.
- BCCL has also applied for production enhancement of Cluster-IV from 3.706

MTPA peak to 9.55 MTPA peak for which TOR is granted by MOEF with waiver of base line data generation and recommendation of waiver of Public Hearing; Final EIA/EMP is under preparation at CMPDI, RI-II, Dhanbad and shall be submitted shortly.

Status Of Washeries: As on date,

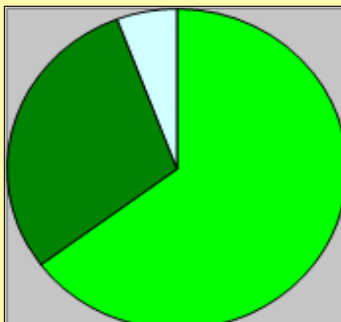
- Under cluster concept, EC of Moonidih washery, Sudamdih Washery, & proposed Dahibari washery obtained for peak capacity of 1.6, 2.08, 1.6 MTPA respectively.
- Environmental Clearance for two proposed coal washeries i.e. Patherdih and Madhuban NLW Coal Washeries 5.0 MTPA each have been approved by MoEF. ToR for Mahuda washery 0.63 MTPA & proposed Kalyaneshwari Washery 3.65 MTPA (under Cluster-XVII) approved/recommended.
- Form – I for proposed Dugdha Washery 2.5 MTPA submitted. Form-I of proposed Patherdih washery is under preparation at CMPDI,RI-II, Dhanbad

Environmental Compliances:

BCCL has taken prompt action for compliance of all conditions of Environmental Clearances and submitting the compliance to regulatory authorities regularly which along with Clearance letters are uploaded on BCCL official website. The environmental monitoring data is being generated by CIMFR, Dhanbad.

An Environmental Advisory Committee headed by Director (T) OP is constituted to monitor Compliance of Environmental Clearance conditions in particular and environmental management in general.

Environment Clearances of Mines of BCCL



■ EC Obtained in 2012-13

■ EC Obtained in 2013-14

■ Balance EC in process (Proposed Kapuriya and Kaleshwari)



b) Ecological Restoration

BCCL is again the pioneer company in Coal India Limited for conducting ecological restoration work in its degraded and mined out lands. Ecological Restoration involves three tier plantations with native species consisting of lower level grasses and bushes, middle level shrubs and top level trees. The objective being establishing a natural forest eco-system with biodiversity.

BCCL had prepared a Road map for ecological restoration of degraded and mined out lands of BCCL through Forest Research Institute (FRI), Dehradun in July 2011. Following this, BCCL had imparted training to 32 BCCL personnel at FRI, Dehradun

One Model Eco-restoration Project has been started through Forest Research Institute, Dehradun on an OB dump over 8 ha. in 2011 and will continue for 5 years. Another pilot project undertaken at about 7Ha OB dump at Damoda Colliery under expert guidance of Prof. C. R. Babu, Project Director, Centre of excellence of MOEF, Centre for environmental management of degraded eco-systems (CEMDE), University of Delhi at the same time. Both the sites have shown excellent result which is appreciated by various dignitaries, academicians and experts.

OB DUMP BEFORE ECOLOGICAL RESTORATION



OB DUMP AFTER ECOLOGICAL RESTORATION



Subsequent to the success of the above pilot projects, BCCL has identified surplus man power for taking up Ecological restoration departmentally on about 53.43 ha of land in 2013-14, which has started and preparatory works are nearing completion. This will continue for five years i.e., up to 2018-19. In the 305th Meeting of Board of Directors of BCCL held on 12.03.2014, Forest Research Institute (FRI), Dehradun has been appointed as technical advisor/expert in this respect for Rs 93.47286 Lakhs for five years as technical support cost. BCCL has drawn up a plan for ecological restoration of about 226 ha mine degraded land in coming 5 years. With a vision to develop a forestry team dedicated to ecological restoration in all the 12 operational areas of BCCL, more than 135 BCCL workers from all the Areas of BCCL have been trained at VTCs of different Areas.

In addition, a cultural diversity Park GOKUL DHAM over fire excavated and reclaimed Mine of Lodna area is being developed.

Under the guidance of CEMDE, BCCL is also developing an Integrated Farming System at Jhunkundar by involving local people. Preparatory works are being done. In addition to these, Herbal gardens are also proposed to be developed at different areas in this year. These activities amount to green compliance being done by BCCL.

c) Plantation

Before the starting of ecological restoration, BCCL had awarded a work of plantation on 137.4 Ha of mined out backfilled land under different Areas to State Forest Department in 2011-14 which is now completed.

Avenue plantation/ gabion plantation (9403 bamboo gabion + 425 brick gabion) including care for subsequent 3 yrs along the road side in the Dhanbad district and nearby areas have been done through Divisional Forest Office, Dhanbad involving the cost of Rs 1.38 crores (for the year 2013-14). This activity amount to green compliance being done by BCCL.

d) ISO Certification

For confirming to international standards and adopting best practices, BCCL has taken up ISO



certification of its mines and workshops. Till date it has obtained ISO 14001:2004 (Environment Management Systems) for 02 OC mines (Muraidih & Block-II), 01 UG mine (Moonidih UG), 01 workshop (Excavation workshop, Sinidih) and got recommendation for mixed mine AKWMC, formal certificate awaited. In addition ISO 9001:2008 (Quality Management Systems) also obtained for all these units and OHSAS 18001:2007 (OH & Safety Management Systems) obtained for Moonidih & Sinidih Workshop. It is proposed to obtain ISO certification for 2 mines and 01 washery in 2014, besides HRD and Central hospital.

e) Environmental Awareness

To create environmental awareness sensitisation to surrounding public and other stake holders and create environment friendly image of company, BCCL environment department is present in social media like facebook and take parts in various seminars and functions. World Environment day, Van Mahotsav were celebrated with active participation of employees & their

families, school children. The work of company displayed through Tableau & stalls during Independence Day, Republic day, CIL day celebration and other festivals. The achievement of company also presented in National & International levels seminars.

BCCL has organised Seminar on Environmental Awareness and Statutory Compliances by Mines/Washeries inviting Member Sec, JSPCB, Ranchi & CPCB officials in Feb 2013 which is followed by many seminars at HRD during 2013-14 for educating our workforce.

All the environmental clearances, EC compliances are uploaded in BCCL's official website for public information. The same are displayed in the notice boards at Areas and HQ level. Various environmental management activities of BCCL are also available on BCCL's website.

CIL's corporate management has awarded the 1st prize to BCCL for the "Best Environment Management during 2012-13".





f) **MoU Parameters:** In 2013-14, the following MoU activities related to environment have been completed

- i) **Eco restoration (10 Ha) [2.3.1(viii)] :** The activity was taken up on 10 Ha Land during the current financial year.
- ii) **Identification and awarding to agency for reclamation of degraded land for Integrated Farming System (2 Ha) [2.3.1 (ix)] :** 5.0 ha mined out degraded land has been identified for Integrated Farming System at Jhunkundar OCP, CV Area. Work is in progress under the technical guidance of CEMDE, University of Delhi, New Delhi. Job has been done departmental.
- iii) **Approval of EMP (Clusters) MOEF** approved and issued Environment Clearance of 06 Clusters during 2013-14
- iv) Feasibility study for installation of online air monitoring (continuous) system in BCCL: as Environment department, BCCL has carried out the feasibility study.

g) Jharia Master Plan

The Master Plan for dealing with fire, subsidence and rehabilitation in the lease hold of BCCL was approved on 12th Aug., 2009 by Govt. of India with an estimated investment of Rs. 7,112.11 crores for Jharia Coalfields. Implementation period has been delineated as 10 years after the pre-implementation period of 2 years.

Rehabilitation & Resettlement by BCCL

- BCCL has to construct 25000 houses at a cost of 1068.45 crores for BCCL families. Present projected requirement of houses for Fire / Subsidence affected employees of BCCL are about 15,000 only against the provision of 25,000 (12462 houses in Phase-I to be completed by 2016 and 12538 houses in Phase-II to be completed by 20121) houses as per Master Plan due to projected retirement / decrease in Manpower over next 5-6 years.
- Construction completed - 1496; Construction in progress - 8100; construction to start shortly - 2240. (totalling to 11836). 740 families have been shifted till date.
- Land identification for 3164 houses being done.
- Thus BCCL is well ahead of the Master Plan time schedule and will be able to rehabilitate

its affected employees/ families to the safer places ahead of the scheduled period of Master Plan in a couple of years (i.e. by end of Phase-I in 2016).

Rehabilitation & Resettlement by JRDA

- JRDA has completed demographic/ socio-economic survey of 54061 families (as surveyed in 2006) in 425 sites out of 54159 families in 595 fire affected sites as on date. However this figure has increased and is also evident in the socio-economic survey that is being conducted by JRDA. There is provision for accommodating this increased no. of families for rehabilitation.
- JRDA has to construct a total of 54159 houses in two phases with in a period of 10 years, by 2021. JRDA has taken action for 10352 houses only (out of 33333 houses of Phase-I) till now. As on date, JRDA has shifted 1165 families from different endangered sites to Belgaria in 2352 houses.
- Due to non-availability of land and sufficient houses for immediate rehabilitation, JRDA is experiencing difficulty in shifting of non-BCCL persons / private persons from endangered and fiery zones. JRDA has acquired 120.82 acres of land in 2013 at Lipania MoUza, the payment has been made to district authority but physical possession of land is yet to be taken by JRDA. As a solution to this, BCCL has given NoC to JRDA for 41.225 acres land in non-fire zones to built Transit Camps for temporarily shifting of non-BCCL / private persons.
- BCCL has paid Rs. 314.88 cr. to JRDA for rehabilitation purpose, whereas they have utilised about Rs. 209 cr. only till today.
- JRDA is presently run by part time officials and there is no deployment of full time officers for fast and effective implementation of rehabilitation works. Therefore it is very crucial for strengthening and capacity building of JRDA in this respect.
- BCCL has provided Rs. 2.5 lakhs for imparting training in ITI, Dhanbad for skill development to unemployed youth of Belgaria township. JRDA was also requested for deploying CIDC trained persons in construction works taken up by JRDA, as there is an MoU between the State Govt. and CIDC.



Diversion of Road from fire affected areas:

In lieu of endangered portion of NH-32 between Godhar to Putki, repairing/ widening of Mahuda-Topchanchi road as a short-term measure duly prepared by RITES has been approved by Secretary, Road Construction Deptt. (RCD), Govt. of Jharkhand. BCCL had provided Rs. 19.86 crore to JRDA on 18-2-2012. RCD has completed the job. BCCL has taken up the matter with NH authority to take up the matter with JRDA for handing over the affected portion of the NH-32 for excavating the fire.

Diversion of Rail from fire affected areas:

There is provision of Rs. 20 crores in the approved Master plan for conducting survey for diversion of rails and roads from the affected areas. RITES had submitted discussion plan on diversion of rails from affected areas to JRDA. BCCL's observations had been sent to JRDA. In this regard, E.C. Railway, Hazipur and S.E. Railway, Kolkata had also forwarded the brief report along with their comments to Railway Board, New Delhi. The matter was also discussed in the Inter Ministerial Committee.

Utility Services from fire affected areas:

Feasibility Report for diversion of utility services of Jharia Coalfield has been submitted by RITES Ltd. on 30.03.2013. Since the report is silent about shifting of existing utility services i.e. water supply and telecom lines, so BCCL has asked RITES to clarify about shifting of existing utility services which is yet to be complied by RITES Ltd.

Reduction in Fire Area:

The coal mining operations in the Jharia Coalfield have been done since more than 100 years by the erstwhile private owners. Due to the un-scientific mining methods adopted by them, large areas of coal mines were subjected to mine fires and subsidence which had resulted in serious social and environmental problems in the area. By the time of the nationalization of coal mines in 1972-73 and taking over the mines by BCCL, the situation of mine fires was grave. Since then the fires have been increased day by day extending to an area of about 9 sq.km. as assessed by a World Bank team. These fires could not be controlled even after spending more than Rs.100 crores through various methods like sand flushing, chemical treatment, blanketing etc.

However, in the last five years from 2008, following

the new Strategic Plan invented by BCCL's present corporate management, fire area has reduced from 9 sq.km. to 2 sq.km. as per the satellite survey done by National Remote Sensing Centre, ISRO, Deptt. of Space, Hyderabad. This could be achieved only due to the successful "excavation method i.e. digging out of fiery coal" adopted by BCCL. This fact has also been acknowledged by NRSC in their report. As a result BCCL has also earned profit of Rs. 4400 crores since last four years, contributing to the national treasury.

The coal mine fire survey/ study was instituted by BCCL through National Remote Sensing Centre (NRSC), ISRO, Deptt. of Space, Hyderabad in Aug., 2013 for delineation of surface coal fires in Jharia Coalfield. NRSC has submitted their report in March 2014, in which they have concluded that the present fire area in the coalfield is only 2 sq.km. which includes both over burden dump fire and active fire. The active fire area being 0.9 sq.km. NRSC has deduced these findings from the State of the Art Satellite based technology.

In addition to the above achievement, the reduction of fire areas have also greatly contributed to the reduction in the Green House Gas emissions from Jharia Coalfield and reduction in the carbon foot print as a whole, which is a green compliance being done by BCCL.

Further NRSC has planned another field study from 14th April to 19th April for ground truthing and GPR survey of subsidence/ unstable areas which is the 2nd component of the study.

The above fire survey by NRSC is also a follow-up compliance of EC condition stipulated by MoEF.

International Expression of Interest:

In accordance with the 8th HPCC meeting held on 22.07.2013, regarding latest technology for dealing with fire, International EOI has been formulated in consultation with DGMS and CMPDIL after series of deliberations. The International EOI has been floated in BCCL website on 18.01.2014. No agency/company reported for pre-EOI submission meeting held on 14.02.2014. BCCL is in the process of contacting different International experts in dealing fires directly. The EOI however, will be received up to 28.04.2014 and shall be opened on 29.04.2014. This initiative is also a follow-up compliance of EC condition stipulated by MoEF.



SUSTAINABLE DEVELOPMENT

1. Sustainability Reporting and disclosure under MoU parameters:

- a) Publication of annual report on CSR & SD [2.4.3 (a)]: Sustainability report was uploaded on company's website on 27.02.2014. Report was evaluated by Tata institute of Social Science (TISS) Mumbai.
- b) Updation of information [2.4.3(b)]: SD report was updated and uploaded on the Company's website on 08.03.2014.

2. Effectiveness of implementing structure [2.4.6]

- a) Existence of two tier organisational structure [2.4.6(a)]: Two tier organizational structures i.e., Board Level SD committee & Sub Committee headed by nodal Officers is in existence to monitor and review the various SD activities of the company.
- b) Frequency of Board Level SD committee: 4 nos of meetings are held on 27th July 2013, 20th September 2013, 5th December 2013 and 4th February 2014 respectively.
- c) Frequency of meeting by nodal level: 5 meetings have been held by nodal level committee on 4th July 2nd September, 12th November in 2013, and 27th January, 24th February in 2014 respectively.
- d) Decision taken by the committee. : Various decision related to SD activities in the subcommittee of the board level have been taken and reviewed. A summarized report is as given below:
 - ❖ Utilizing the infrastructure of DAV schools for social empowerment in the form of giving free education to needy children of BPL and downtrodden people by providing free books & stationeries, meals and other educational help.
 - ❖ Identifying the youth and female members of the weaker sections of the society for imparting them training at the DAV school, NIIT and Aptech institutes for skill development and employment generation.

- ❖ Chairman desired to know the number and status of the children of BPL and downtrodden needy people of the society to whom free education including free books, stationeries, meals and other educational helps are being provided by BCCL. The information should include year wise number of such students in different schools, area wise for the last five years.
- ❖ Identification of land for the ATDC programmes for female empowerment and skill development will be completed by 31st Decemeber,2013.
- ❖ BCCL Chief of Medical Services, Dr.S.C.Gupta informed the House that proposal for establishing BCCL School of Nursing and Paramedical Technology has been approved by FDs of BCCL on 18.11.2013. Six(6) nos. of courses will be started for 147 students. Approval from Jharkhand Council of Technical Education in this regard will be obtained by 28th February,2014 and the session for the proposed courses will commence by June 2014. Meanwhile other formalities and infrastructural arrangements will be made. Chairman emphasized for making advertisement by BCCL for admission of the students so that the children of PAPs may get maximum benefits and the courses should not take a commercial shape.
- ❖ House agreed for implementation of proposed 'Swaavlambee Project' under which Societies at peripheral villages are to be registered under Society Registration Act for self-employment generation among the villagers. In the first phase, Societies are to be registered at Gareria and Mukunda villages. CMD advised to expedite the work in this regard. He instructed to prepare unedited CDs of the Meetings' proceedings with villagers. Views, opinions and feedbacks of the villagers in the form of Videos should be displayed in the future SD meetings. Videos of views of the House would be displayed among the villagers. This way, bilateral communication would help improve the relations and reduce the negative gaps between the company and the stakeholders.

**27. DIRECTORS' RESPONSIBILITY STATEMENT:**

In terms of Section 217(2AA) of the Companies Act, 1956, the directors report that:

- i) In the preparation of the annual accounts, the applicable accounting standards have been followed.
- ii) Such accounting policies have been selected and applied consistently and judgments and estimates have been made that are reasonable and prudent so as to give true and fair view of the state of affairs of the Company at the end of the financial year and of the profit or loss of the company for the period.
- iii) Proper and sufficient care have been taken for the maintenance of adequate accounting records in accordance with the provisions of this Act for safeguarding the assets of the Company and for preventing and detecting fraud and other irregularities.
- iv) The annual accounts have been prepared on a going concern basis.

28. INSPECTION OF ANNUAL ACCOUNTS OF BCCL.

The Annual Accounts of BCCL shall be available for inspection for any shareholders of Coal India Limited on demand at Company Secretariat of the Company.

29. IMPLEMENTATION OF INTEGRITY PACT:

Integrity pact has been implemented in BCCL. An MOU was signed with Transparency International Ltd., Delhi on 4th March 2009 at Dhanbad to implement the integrity pact.

As per FDs decision held on 31.01.2011 and 01.02.2011 Integrity Pact coverage have been extended for the tenders awarded with the approval of Director. Integrity Pact also covers all tenders finalized by GM(MM) and GM(CMC) of the Company.

30. PERFORMANCE OF MoU PARAMETERS FOR 12-13: CORPORATE GOVERNANCE REPORT

- (i) Compliance of Corporate Governance as per corporate Governance guidelines issued by DPE - Submitted.
- (ii) Submission of date for Public Enterprise Survey published by DPE --- Submitted on 7th September, 2013.

31. STATUS OF COST AUDIT/COMPLIANCE OF COST AUDIT REPORT FOR THE YEAR 2012-13 PURSUANT TO SECTION 209(1) (d), 600 (3) (b) OF THE COMPANIES ACT, 1956 AND RULE 2 OF THE COMPANIES (COST ACCOUNTING RECORD) RULES, 2011

BCCL appointed the following Cost Auditors for submission of Cost Audit for the year 2011-12 and cost audit for the financial year 2012-13:

1. S.G. & Associates - Central Cost Auditor.
2. Rajesh Kumar & Co.
3. DGM & Associates.
4. Sanjeevan & Co.
5. B. Mukhopadhyay & Co.
6. Basu, Banerjee, Chakraborty, Chattopadhyay & Co.
7. BCD & Associates.
8. R.K. Bhattacharyay & Co.
9. B.G. Chowdhury & Co.
10. S. Banik & Co.

The Cost compliance report for the financial year 2012-13 was submitted by the Central Cost Auditor on 20.09.2013 and the said report was filed with the MCA in XBRL mode on 26.09.2013.

ACKNOWLEDGMENT

Your Directors extend their thanks to the Government of India, the Ministry of Coal in particular and Coal India Limited for their unreserved support and valuable guidance towards attainment of the objectives of the Company. Your Directors also extend their thanks to the State Government and its officials including those at the District level, for their co-operation and valuable assistance extended to the Company. Your Directors also acknowledge the constructive suggestions received from Statutory Auditors and Comptroller & Auditor General of India and are grateful for their continued supported co-operation. Thanks are also due to the employees and trade unions who extended their full and loyal co-operation in production and all other activities of the Company during the year.

ADDENDUM

The following are annexed to this report:

1. Addendum to the Directors' Report under section 217(2A) of the Companies Act, 1956 read with the Companies (Particulars of employees) rules 1975.
2. Addendum of the Directors' Report under section 217(3) of the Companies Act, 1956.
3. Comments of the Comptroller and Auditor General of India under section 619(4) of the Companies Act, 1956 and review of Accounts by the Indian Audit and Accounts Department.

For and on behalf of the Board of Directors.

Sd/
(T.K. Lahiry)
Chairman-cum-Managing Director



RESEARCH & DEVELOPMENT (R&D) DURING 2013-14

1. **Technology Absorption, Adaption and Innovation.**

Efforts, in brief, made towards technology absorption, adaption and innovation. The technology of high capacity sand flushing has been established with the existing pump and stowing arrangement.

2. **Benefits Derived as a Result of the above.**

Since favorable results have been achieved, the results of the above experiment can be successfully used to fill inaccessible voids below ground by spend sand flushing to stabilize the ground surface and made it safe. The volume of sand which can be flushed by this technique is quite high compared to conventional stowing.

This R&D scheme was taken up for further trials for other parameters like optimum ratio of sand, water by volume, maximum distance of packing through a single borehole, maximum void filled through a single borehole, consumption of impeller etc.

3. **In case of imported technology imported during the last 5 years reckoned from the beginning of the financial year the requisites information is given below:**

(a)	Technology imported	No new technology was imported/used.
(b)	Year of import	Not applicable.
(c)	Has the technology been fully Absorbed.	Not applicable.
(d)	If not fully absorbed, areas where this has not taken place, reasons therefore and future plan and actions.	Not applicable.



REPORT ON CORPORATE GOVERNANCE : (2013-14)

1. Corporate Philosophy:

BCCL is committed to observe Corporate Governance at different level for ensuing values, ethical behavior conduct transparency, disclosure as per laws, rules and guidelines.

2. Board of Directors:

As per Articles of Association of BCCL, the number of Directors of the Company shall not less than three and not more than fifteen. These directors may be either whole time Functional Directors or part time Directors.

3. Composition of Board:

As on 31st March, 2014, the Board of Directors consists of a full time Chairman, 4 Functional Directors, 2 Non-Executive Directors, 5 independent Directors. In addition, there are 2 permanent invitees in the Board.

4. Board Meeting:

During the year 10 Board Meetings were held on 20.04.2013, 20.05.2013, 29.06.2013, 26.07.2013, 21.09.2013, 30.10.2013, 07.12.2013, 04.01.2014, 03.02.2014, and 12.03.2014. Details of attendance of Board Meetings and AGM during the year 2013-14 are as follows:

Sl. No.	Name of Director	Category of Directors	No. of Board Meetings attended during 2013 - 14	Attended last AGM
1.	Shri T.K. Lahiry	Chairman	10	Yes
2.	Shri B.K. Panda	Director	3	No
3.	Shri D.C.Jha	Director	10	No
4.	Shri Amitava Saha	Director	10	Yes
5.	Shri Ashok Sarkar	Director	10	No
6.	Shri S.K. Shahi	Non-Executive Director	1	No
7.	Shri Paul Joshep	Independent Director	8	No
8.	Shri B.Ramesh Kumar	Independent Director	9	No
9.	DR. B.B.Biswal	Independent Director	8	No
10.	Shri N.Kumar	Non-Executive Director	6	No
11.	Shri S.B.GhoshDastidar	Independent Director	9	No
12.	Shri P.R. Mandal	Independent Director	6	No



5. Audit Committee:

a) Composition:

Audit Committee of the Board of Directors of BCCL has been formed in the year 2002 in line with the section 292 A of the Companies Act, 1956 in pursuance of excellence in Corporate Governance. Audit Committee of BCCL consists of five independent Directors, one Functional Directors, Coal India Nominee Director and one Government Nominee Director, One of the independent Director is the Chairman of the Committee. As on 31st March 2014, the Audit Committee (a sub committee of BCCL Board of Directors) consists of the following members:

- i) Shri Paul Joseph :Chairman
- ii) Shri N. Kumar : Member
- iii) Shri S. K. Shahi: Member
- iv) Shri D.C. Jha :Member
- v) Shri B.Ramesh Kumar : Member
- vi) Dr.B.B. Biswal : Member
- vii) Shri S.B. Ghosh dastidar : Member
- viii) Shri P.R. Mandal : Member

Director (Finance), Director (Tech) P&P, Head of Internal Audit and the Statutory Auditors are invited to the Audit Committee Meeting for interacting with members of the Committee. Senior Executives are also invited as and when required to provide necessary information to the Committee.

b) Scope of Audit Committee:

- i) Review of financial statement before submission to the Board.
- ii) Periodical review of internal control system.
- iii) Review of Govt. Audit and Statutory Auditors' Report.
- iv) Review of operational performance vis-à-vis standard parameters of the company.
- v) Review of Projects and other capital schemes of the company.
- vi) Review of internal audit findings/observations of the company.
- vii) Development of a commensurate and effective internal audit function.
- viii) Special studies /investigation of any matter including issues referred by Board.

c) Meeting and Attendance of the Audit Committee:

Ten meetings of the Audit Committee were held during the financial year 2013-14 on 19.04.2013, 20.05.2013, 28.06.2013, 25.07.2013, 20.09.2013, 30.10.2013, 06.12.2013, 04.01.2014, 03.02.2014 and 11.03.2014. The details of the meeting of Audit Committee attended by the members are as under

Sl. No.	Name of Director	Status	No. of Audit Committee Meetings attended
1.	Shri Paul Joshep	Chairman	10
2.	Shri N.Kumar	Member	2
3.	Shri S.K. Shahi	Member	0
4.	Shri SB Ghosh Dastidar	Member	9
5.	Shri B.Ramesh Kumar	Member	9
6.	Dr.B.B. Biswal	Member	8
7.	Shri D. C. Jha	Member	10
8.	Shri P.R. Mandal	Member	6

d) Meeting of Independent Directors

One Separate Meeting of Independent Directors was held on 31.10.2013 in which all Independent Directors were present

Sl. No.	Name of Director	Status	Meeting Attended [Yes/No]
1.	Shri Paul Joshep	Chairman	Yes
2.	Shri SB Ghosh Dastidar	Member	Yes
3.	Shri B.Ramesh Kumar	Member	Yes
4.	Dr.B.B. Biswal	Member	Yes
5.	Shri P.R. Mandal	Member	Yes

e) Sustainable Development Committee Meeting

Sustainable Development Committee of the Board of Directors Chaired by Shri B. Ramesh Kumar, Independent Director held five (5) Meeting during the Financial Year 2013-14 on 27.07.2013, 20.09.2013, 05.12.2013, 04.02.2014, and 13.03.2014.

f) Whistle Blower Policy

Company adopted Whistle Blower Policy in its 307th Board Meeting held on 24.05.2014 as per the requirement of Companies Act, 2013.

g) General Body Meeting :

Date, time and venue of the last 3 Annual General Meeting are as under:

Financial Year	Date	Time	Location
2012-13	27.05.2013	11.00 AM	Koyla Bhawan, Koyla Nagar, Dhanbad
2011-12	26.05.2012	1.00 PM	Koyla Bhawan, Koyla Nagar, Dhanbad
2010-11	24.05.2011	11.30 AM	Koyla Bhawan, Koyla Nagar, Dhanbad

h) Share holding pattern of BCCL:

100% shares of BCCL are held by Coal India Limited and its nominee.

As per MoU

- 1) Compliance of Corporate Governance guidelines issued by DPE as applicable to BCCL: **100%**.
- 2) Submission of data for public enterprises survey published by DPE (in line with DPE Directives): **Submitted on 07.09.2013.**




**COMMENTS OF THE COMPTROLLER AND AUDITOR GENERAL OF INDIA
UNDER SECTION 619(4) OF THE COMPANIES ACT, 1956 ON THE
ACCOUNTS OF BHARAT COKING COAL LTD. FOR THE YEAR ENDED
31 MARCH 2014**

The preparation of financial statements of Bharat Coking Coal Limited for the year ended 31 March 2014 in accordance with the financial reporting framework prescribed under the Companies Act, 1956 is the responsibility of the management of the company. The statutory auditors appointed by the Comptroller and Auditor General of India under Section 619(2) of the Companies Act, 1956 are responsible for expressing opinion on these financial statements under section 227 of the Companies Act, 1956 based on independent audit in accordance with the standards on auditing prescribed by their professional body the Institute of Chartered Accountants of India. This is stated to have been done by them vide their Audit Report dated 24.05.2014.

I, on behalf of the Comptroller and Auditor General of India have conducted a supplementary audit under section 619(3) (b) of the Companies Act, 1956 of the financial statements of Bharat Coking Coal Limited for the year ended 31 March 2014. This supplementary audit has been carried out independently without access to the working papers of the statutory auditors and is limited primarily to inquiries of the statutory auditors and company personnel and a selective examination of some of the accounting records. On the basis of my audit nothing significant has come to my knowledge which would give rise to any comment upon or supplement to Statutory Auditors report under section 619(4) of the Companies Act, 1956.

**For and on behalf of the
Comptroller & Auditor General of India**


**(Yashodhara Ray Chaudhuri)
Pr. Director of Commercial Audit &
Ex-officio Member, Audit Board-II
Kolkata**

Place: Kolkata
Dated: 03.06.2014



AUDITOR'S REPORT	MANAGEMENT'S REPLY
<p data-bbox="185 243 673 300">TO THE MEMBERS OF BHARAT COKING COAL LIMITED</p> <p data-bbox="209 333 768 365">I. Report on the Financial Statements</p> <p data-bbox="185 399 907 573">We have audited the accompanying financial statements of Bharat Coking Coal Limited, which comprise the Balance Sheet as at March 31, 2014, and the Statement of Profit and Loss and Cash Flow Statement for the year then ended, and a summary of significant accounting policies and other explanatory information.</p> <p data-bbox="209 604 789 663">II. Management's Responsibility for the Financial Statements</p> <p data-bbox="185 697 907 1050">Management is responsible for the preparation of these financial statements that give a true and fair view of the financial position, financial performance and cash flows of the Company in accordance with the Accounting Standards referred to in sub-section (3C) of section 211 of the Companies Act, 1956. This responsibility includes the design, implementation and maintenance of internal control relevant to the preparation and presentation of the financial statements that give a true and fair view and are free from material misstatement, whether due to fraud or error.</p> <p data-bbox="233 1052 665 1083">III. Auditor's Responsibility</p> <p data-bbox="185 1117 907 1367">Our responsibility is to express an opinion on these financial statements based on our audit. We conducted our audit in accordance with the Standards on Auditing issued by the Institute of Chartered Accountants of India. Those Standards require that we comply with ethical requirements and plan and perform the audit to obtain reasonable assurance about whether the financial statements are free from material misstatement.</p> <p data-bbox="185 1369 907 1911">An audit involves performing procedures to obtain audit evidence about the amounts and disclosures in the financial statements. The procedures selected depend on the auditor's judgment, including the assessment of the risks of material misstatement of the financial statements, whether due to fraud or error. In making those risk assessments, the auditor considers internal control relevant to the Company's preparation and fair presentation of the financial statements in order to design audit procedures that are appropriate in the circumstances, but not for the purpose of expressing an opinion on the effectiveness of the entity's internal control. An audit also includes evaluating the appropriateness of accounting policies used and the reasonableness of the accounting estimates made by management, as well as evaluating the overall presentation of the financial statements.</p>	



<p>We believe that the audit evidence we have obtained is sufficient and appropriate to provide a basis for our audit opinion.</p>	
<p>IV. Opinion In our opinion and to the best of our information and according to the explanations given to us the said financial statements read together with significant Accounting Policies and Additional Notes on Accounts as referred in Notes 33 and 34 respectively give the information required by the Act in the manner so required and give a true and fair view in conformity with the accounting principles generally accepted in India:</p> <p>a) in the case of the Balance Sheet, of the state of affairs of the Company as at March 31, 2014; b) in the case of the Statement of Profit and Loss, of the profit for the year ended on that date; and c) in the case of the Cash Flow Statement, of the cash flows for the year ended on that date.</p>	
<p>V. Emphasis of Matter</p> <p>a. We draw attention to the following:- i. <u>Survey off Assets</u></p> <p>Note-10.2d refers to Assets retired from active use, which are being held for disposal. These are being retained at net book value i.e. cost less depreciation without ensuring that the book value is lower than net realisable value as recommended by A.S. 10-Accounting for Fixed Assets issued by ICAI .</p>	<p>In absence of any active market for the surveyed off items, it is not possible to determine their net realizable value. Further, from the last eight years' Audited Accounts, it may be seen that realizable value of surveyed off assets sold is greater than their written down value.</p>
<p>ii. <u>Provision for Impairment of Assets:</u> Para 2.10 of Additional Notes (Note 34) refers to provision for Impairment of Assets as laid down by A.S. 28 issued by ICAI; a sum of Rs.56.57 Crores has been determined as impairment loss of assets, under the category of 'Prospecting & Boring and Development' only.</p>	<p>Prospecting & Boring and Development are considered for impairment in continuous loss making cash generating units, on the ground of commercial prudence,</p> <p>Other assets, which are movable (viz .HEMM, vehicles etc.), are capable of being used at other locations. Similarly, assets which are immovable (Land & Building) normally show upward trend in their value as well as they can also be put to alternative uses.</p> <p>Hence, Assets other than prospecting, boring and development are not considered for impairment.</p>



<p>iii. <u>Overburden Removal (OBR) Accounting:</u> Para 16 of Accounting Policy (Note-33) deals with method of O.B.R. Accounting. Regarding compliance of the directions contained in A.S. 26 – ‘Intangible Assets’ issued by I.C.A.I., status-quo has been maintained placing reliance on Expert’s opinion obtained by the Company in the past.</p>	<p>OBR accounting is consistently done in accordance with Significant Accounting Policy of the Company (Para 16 of Note-33).</p>
<p>iv. For Assets and Liabilities taken over following Nationalizations of Coal Mines by virtues of Govt. Notification as dealt with in NOTE-10.1 necessary Deed of Conveyance has remained to be executed.</p>	<p>Deed of Conveyance is not required to be executed in terms of GSR/345.E dated 9th July 1973. / Also, the question of mutation of land acquired under Coal Mines(Nationalization) Act 1972 as well as Coal Bearing Areas (Acquisition & Development) Act 1957, does not arise in law, as its right, title and interest remains vested absolutely in the Central Government, which is, on transfer, exercised by BCCL, a Government Company.</p>
<p>v. <u>Deferred Tax:</u> Para 2.9.2 of Additional Notes (Note 34) regarding non provision of Deferred Tax, as per AS – 22.</p>	<p>This has been suitably disclosed at Para 2.9.2 of Additional Notes on Accounts (Note-34).</p>
<p>vi. Para 2.11.1.C of Additional Notes (Note 34) regarding Mine Closure Expense provision for 52 new & existing operating Mines only.</p>	<p>Mine Closure Plans (MCPs), prepared by CMPDIL in terms of guidelines issued by M.O.C., have been approved by the BCCL Board and accepted by the Govt. Authority i.e. Coal Controller. Calculated Mines Closure Cost for the year 2013-14 has been provided in the books of accounts. Relevant Detail has been disclosed at 2.11.1.C. of Additional Notes on Accounts (Note-34).</p>
<p>b. We further observe that Para 2.11.2 (II) of Additional Notes (Note 34) refers to withdrawal of Contingent Liability of Rs. 24.44 Crores in respect of erstwhile Kustore Area in the books of PB Area; para 4.3 of Additional Notes (Note 34) refers to written back liability of Rs. 5.03 crore and para 4.4 of Additional Notes (Note 34) refers to rest of the liabilities of erstwhile Kustore Area in the books of PB Area for which Investigation/examinations at different levels are still in progress. Further, non provision against advances without details; pertaining to erstwhile Kustore Area in the books of PB Area as well as the final outcome of investigation/examination might affect the financial statement.</p>	<p>Agreed. This is a statement of fact. This has been duly disclosed in Additional Notes on Accounts (Note 34) at para no 2.11.2 (II), 4.3 & 4.4 as mentioned by the Audit.</p>



<p>VI. Report on other Legal and Regulatory Requirements</p> <p>1. As required by the Companies (Auditor's Report) Order, 2003 issued by the Central Government of India in terms of sub-section (4A) of section 227 of the Act, we give in the Annexure a statement on the matters specified in paragraphs 4 and 5 of the Order.</p>	<p>This is a statement of fact and as such calls for no comment separately.</p>
<p>2. As required by section 227(3) of the Act, we report that:</p> <p>a) we have obtained all the information and explanations which to the best of our knowledge and belief were necessary for the purpose of our audit;</p>	<p>This is a statement of fact and as such calls for no comment separately.</p>
<p>b) in our opinion proper books of account as required by law have been kept by the Company so far as appears from our examination of those books;</p>	<p>This is a statement of fact and as such calls for no comment separately.</p>
<p>c) the Balance Sheet, Statement of Profit and Loss, and Cash Flow Statement dealt with by this Report are in agreement with the books of account;</p>	<p>This is a statement of fact and as such calls for no comment separately.</p>
<p>d) in our opinion, the Balance Sheet, Statement of Profit and Loss, and Cash Flow Statement comply with the Accounting Standards referred to in subsection (3C) of section 211 of the Companies Act, 1956;</p>	<p>This is a statement of fact and as such calls for no comment separately.</p>
<p>e) in our opinion, the Balance Sheet, Statement of Profit and Loss, and Cash Flow Statement comply with the Accounting Standards referred to in subsection (3C) of section 211 of the Companies Act, 1956;</p>	<p>This is a statement of fact and as such calls for no comment separately.</p>
<p>f) Since the Central Government has not issued any notification as to the rate at which the cess is to be paid under section 441A of the Companies Act, 1956 nor has it issued any Rules under the said section, prescribing the manner in which such cess is to be paid, no cess is due and payable by the Company.</p>	<p>This is a statement of fact and as such calls for no comment separately.</p>
<p style="text-align: center;">Sd/- For Anand Rungta & Co. Chartered Accountants FRN: 000681C</p> <p style="text-align: center;">Sd/ M.C. Midya (Partner)</p> <p>Place: Dhanbad Date: 24.05.2014</p> <p style="text-align: center;">Membership No. : 072352</p>	



The Annexure referred to in paragraph VI.1 of Our Report of even date to the members of BHARAT COKING COAL LIMITED on the accounts of the company for the year ended 31st March, 2014.

<p>On the basis of such checks as we considered appropriate and according to the information and explanations given to us during the course of our audit, we report that:</p> <p>1.(a) The company has maintained proper records showing full particulars including quantitative details and situation of its fixed assets <i>except few areas</i>.</p>	<p>Agreed. However efforts will be made to cover the few left out Areas.</p>
<p>(b) As explained to us, fixed assets costing Rs. 1.00 Lac and above have been physically verified by the management at reasonable intervals except few areas where the reconciliation thereof with the fixed assets registers are also pending. <i>The Assets valuing less than Rs. 1.00 Lac have not been verified by the management. We are unable to express our opinion as to material discrepancy, if any.</i></p>	<p>Agreed. However efforts will be made to cover the physical verification of assets valuing more than one lakh in respect of left out few Areas. Regarding assets valuing less than one lakh, Management will take up their physical verification at a reasonable interval commensurate with their numbers, value and different location vis-à-vis their material effects on accounts.</p>
<p>(c) According to the information and explanations given to us the Company has not disposed off substantial part of Fixed Assets during the year.</p>	<p>This is a statement of fact and as such calls for no comment separately.</p>
<p>2. (a) As explained to us, Stock of Coal, Washed Coal and Washery Products have been physically verified during the year by Coal India team. The physical verification of stores and spares parts have been carried out by the management <i>except few areas</i> on a perpetual basis at reasonable intervals.</p>	<p>Agreed. However efforts will be made to cover the physical verification of stores and spares parts in respect of the few left out Areas.</p>
<p>(b) In our opinion and according to the information and explanations given to us, the procedures of physical verification of inventories followed by the management are reasonable and adequate in relation to the size of the company and the nature of its business.</p>	<p>This is a statement of fact and as such calls for no comment separately.</p>
<p>(c) In our opinion and on the basis of our examination of the records, the Company is generally maintaining proper records of its inventories. The discrepancies have been properly dealt with in the books of account.</p>	<p>This is a statement of fact and as such calls for no comment separately.</p>
<p>3. (a) According to the information and explanations given to us and on the basis of our examination of the books of account, the Company has not granted any loans, secured or unsecured, to companies, firms or other parties listed in the register maintained under Section 301 of the Companies Act, 1956. Consequently, the provisions of clauses iii (b), iii(c) and iii (d) of the order are not applicable to the Company.</p>	<p>This is a statement of fact and as such calls for no comment separately.</p>



<p>4. In our opinion and according to the information and explanations given to us, there is generally an adequate internal control procedure commensurate with the size of the company and the nature of its business, for the purchase of inventories, fixed assets and with regard to sale of goods. During the course of our audit, no major instance of continuing failure to correct any weaknesses in the internal controls has been noticed.</p>	<p>This is a statement of fact and as such calls for no comment separately.</p>
<p>5. a) According to the information and explanations given to us, no transaction requiring entry in the Register maintained u/s 301 of the Companies Act, 1956 has come to our notice.</p> <p>b) In view of our comments in paragraph (5) (a) above question of reasonableness of the prices etc. does not arise.</p>	<p>This is a statement of fact and as such calls for no comment separately.</p>
<p>6. The Company has not accepted any deposits from the public covered under section 58A and 58AA of the Companies Act, 1956.</p>	<p>This is a statement of fact and as such calls for no comment separately.</p>
<p>7. As per information & explanations given by the management, the Company has an internal audit system commensurate with its size and the nature of its business. However, there is a scope for developing System and Management Audit in order to make the internal audit an effective tool for exercising control mechanism.</p>	<p>Agreed. However, to make the internal audit an effective tool for exercising control mechanism, the Firms of Chartered Accountants /Cost Accountants are being engaged since 2011-12 as Continuous Internal Auditors based on their merit rating in terms of Selection Criteria prescribed by CIL.</p>
<p>8. The cost records maintained by the Company broadly serves the purpose as envisaged in the notification.</p>	<p>The Cost Records are made and maintained by the company in accordance with the applicable Companies (Cost Accounting Records) Rules, 2011.</p>
<p>9. (a) According to the information and explanations given to us, the company is generally regular in depositing undisputed statutory dues including Provident Fund, Investor education and protection Fund, Income Tax, Wealth Tax, Sales Tax, Customs Duty, Excise Duty and Cess and any other statutory dues with the appropriate authorities. We are informed that Employees State Insurance laws are not applicable to the Company. No undisputed amount were in arrears as at 31st March, 2014 for a period of more than six months from the date they became payable.</p>	<p>This is a statement of fact and as such calls for no comment separately.</p>
<p>(b) <i>According to the information and explanations given to us by the Branch Auditors, the particulars of dues of Sales Tax and other dues as at 31st March, 2014 which are disputed are furnished in Annexure-I.</i></p>	<p>The Management is pursuing the cases with appropriate authorities for early settlement.</p>



<p>10. The Company was referred to BIFR on the basis of accounts of 31.03.2000; however as per directives of BIFR Bench during last year company ceases to be a sick industrial company as its net worth has turned positive. Although Company has accumulated loss but it has not incurred cash loss during the financial year covered by our audit and in the immediately preceding financial year.</p>	<p>This is a statement of fact and as such calls for no comment separately.</p>
<p>11. Based on our audit procedures and on the basis of information and explanations given by the management, we are of the opinion that, the Company has not defaulted in repayment of dues to a financial institution, bank or debenture holders.</p>	<p>This is a statement of fact and as such calls for no comment separately.</p>
<p>12. According to the information and explanations given to us, the Company has not granted loans and advances on the basis of security by way of pledge of shares, debentures and other securities.</p>	<p>This is a statement of fact and as such calls for no comment separately.</p>
<p>13. The Company is not a chit fund or a nidhi /mutual benefit fund/society. Therefore, the provision of this clause 4(xiii) of the Companies (Auditor's Report) Order, 2003 (as amended) is not applicable to the Company.</p>	<p>This is a statement of fact and as such calls for no comment separately.</p>
<p>14. According to information and explanations given to us, the Company is not trading in Shares, Mutual funds & other Investments. Accordingly the provisions of clause 4(xiv) of the Companies (Auditor's Report) Order, 2003 are not applicable to the company.</p>	<p>This is a statement of fact and as such calls for no comment separately.</p>
<p>15. According to the information and explanations given to us, the Company has not given any guarantees for loan taken by others from a bank or financial institution.</p>	<p>This is a statement of fact and as such calls for no comment separately.</p>
<p>16. Based on our audit procedures and on the basis of information given by the management, we report that the company has not raised any term loans during the year.</p>	<p>This is a statement of fact and as such calls for no comment separately.</p>
<p>17. Based on the information and explanations given to us and on an overall examination of the Balance Sheet of the Company as at 31st March, 2014, we report that no funds raised on short-term basis have been used for long-term investment by the Company and vice-versa.</p>	<p>This is a statement of fact and as such calls for no comment separately.</p>
<p>18. According to the information and explanations given to us, the company has not made any preferential allotment of shares to parties and companies covered in the register maintained under section 301 of the Act during the year.</p>	<p>This is a statement of fact and as such calls for no comment separately.</p>



19. The Company has no outstanding debentures during the period under audit.	This is a statement of fact and as such calls for no comment separately.
20. The Company has not raised any money by public issue during the year.	This is a statement of fact and as such calls for no comment separately.
21. Based on the audit procedures performed and the information and explanations given to us, we report that no fraud on or by the Company has been noticed or reported during the year, nor have we been informed of such case by the management.	This is a statement of fact and as such calls for no comment separately.
<p style="text-align: center;">Sd/-</p> <p style="text-align: center;">For Anand Rungta & Co. Chartered Accountants Firm Reg. No.:000681C</p> <p style="text-align: center;">Sd/-</p> <p style="text-align: center;">M.C.Midya Partner M. No.:072352</p> <p>Place: Dhanbad Dated: 24.05.2014</p>	



DETAILS OF DISPUTED STATUTORY DUES (INCOM TAX SALES TAX SURVIVE TAX AND ROYALTY ETC) SHOWN UNDER CONTINGENT LIABILITY
AS ON 31ST MARCH 2014

Sl.No.	Name of statute	Nature of dues	Case reference No. Date	Amount	Annexure-I Period to which amount relates	Amt. in Rs. Lakh	Forum where dispute is pending
Barora							
1	Royalty Act	Royalty	40/79-80	0.38	1979-80		Certificate Officer, Dhanbad
2	-do-	-do-	18/90-91	2.12	1990-91		-do-
3	-do-	-do-	70/94-95	0.23	1994-95		-do-
4	-do-	-do-	59/94-95	28.99	1994-95		-do-
5	-do-	-do-	58/01-02	104.88	2001-02		-do-
			Total	136.60			
1	CST Act	CST	KT-CST-18/08-09	3.74	2002-03		D.C.C.T.,Katras
2	BST Act	BST	KT-ST-19/08-09	(3.90)	2003-04		D.C.C.T.,Katras
3	CST Act	CST	KT-CST-25/08-09	(22.98)	2003-04		D.C.C.T.,Katras
4	BST Act	BST	KT-ST-21/08-09	2.21	2004-05		D.C.C.T.,Katras
5	CST Act	CST	KT-CST-29/08-09	(20.66)	2004-05		D.C.C.T.,Katras
6	BST Act	BST	KT-ST-1/09-10	(10.23)	2005-06		D.C.C.T.,Katras
7	CST Act	CST	KT-CST-02/09-10	22.62	2005-06		D.C.C.T.,Katras
8	JVAT Act	JVAT	KT-VAT-17/12-13	35.91	2006-07		D.C.C.T.,Katras
9	CST Act	CST	KT-CST-27/12-13	67.52	2006-07		D.C.C.T.,Katras
10	JVAT Act	JVAT	KT-VAT-06/10-11	214.57	2007-08		D.C.C.T.,Katras
11	CST Act	CST	KT-CST-06/10-11	96.47	2007-08		D.C.C.T.,Katras
12	JVAT Act	JVAT	KT-VAT-03/11-12	183.46	2008-09		D.C.C.T.,Katras
13	CST Act	CST	KT-CST-01/11-12	(7.99)	2008-09		D.C.C.T.,Katras
14	JVAT Act	JVAT	KT-VAT-03/13-14	469.44	2009-10		J.C.C.T.,Dhanbad
15	CST Act	CST	KT-CST-02/13-14	233.48	2009-10		J.C.C.T.,Dhanbad
16	JVAT Act	JVAT	Not allotted	438.93	2010-11		C.C.T.,Ranchi
16	CST Act	CST	Not allotted	801.66	2010-11		C.C.T.,Ranchi
16	CST Act	CST	Not allotted	651.45	2011-12		C.C.T.,Ranchi
			Total	3,155.70			
Block-II							
a) Disputed Statutory Dues -Commercial Tax							
1	Commercial Tax	Sales Tax Pending under appeal.	KT/ST -58 /90-91,KT/CST-26	11.41	1990-91		JCT,Dhanbad
2	Commercial Tax	-do-	KT/ST - 11 /93-94 ,KT/CST - 9	39.73	1993-94		JCT,Dhanbad



Sl.No.	Name of statute	Nature of dues	Case reference No.	Date	Amount	Period to which amount relates	Forum where dispute is pending
3	Commercial Tax	-do-	KTS / 1	/ 97 - 98, KTCST / 1	36.58	1997-98	JCCT,Dhanbad
4	Commercial Tax	-do-	KTBST / 42	/ 97-98, KTCST/25	25.20		JCCT,Dhanbad
5	Commercial Tax	-do-	KTBST/43	/97-98,KTCST/26	14.89		JCCT,Dhanbad
6	Commercial Tax	-do-	KTBST/44	/ 97-98,KT/CST/27	147.38		JCCT,Dhanbad
7	Commercial Tax	-do-	KT/CST/2	/2002-03	0.58		JCCT,Dhanbad
8	Commercial Tax	-do-	KT/ST/18/	98 - 99	3.07		JCCT,Dhanbad
9	Commercial Tax	-do-	KT/BST /	94-95,KT/ST/24	26.25		JCCT,Dhanbad
10	Commercial Tax	-do-	KT/CST-5	/99 - 2K	2.14		JCCT,Dhanbad
11	Commercial Tax	-do-	KT/ST/8/01-02,	KT/CST/4/01-02	38.17		JCCT,Dhanbad
12	Commercial Tax	-do-	KT/CST/91	2001-02 ,KT-ST/13	4.71		JCCT,Dhanbad
13	Commercial Tax	-do-	Rectification for over payable filed		97.07		JCCT,Dhanbad
			TOTAL		447.18		
1	DMO, Dhanbad	Contesting of Royalty pending under appeal	CC-120/93-94		18.78	1991-92	Certificate Officer Dhanbad
2	DMO, Dhanbad	Contesting of Royalty pending under appeal	CC-21/96-97		24.44	1994-95	Certificate Officer
3	DMO, Dhanbad	Contesting assessment of Royalty on fire clay pending under appeal	CC-98/93-94		161.52	1993-94	Certificate Officer Dhanbad
			TOTAL		204.74		
SCHEDULE OF ROYALTY CASES [AS ON 31.03.2014].							
1	Public Demand Rules	Statutory Dues	12/86-87[R]		0.88	1986-87	Certificate Office at Dhanbad
2	Public Demand Rules	Statutory Dues	66/94-95		204.46	1994-95	Supreme Court
3	Public Demand Rules	Statutory Dues	13/00-01		3.14	2000-01	Certificate Office at Dhanbad
			TOTAL:		208.49		
1	JST/CST	Statutory Dues	KT/ST/29/89-90		2.42	72-73	Appeal in Lower Court
2	JST/CST	Statutory Dues	KT/CST/17/89-90		1.79	72-73	-do-
3	JST/CST	Statutory Dues	KT/ST/30/89-90		4.77	73-74	-do-
4	JST/CST	Statutory Dues	KT/CST/21/89-90		5.55	73-74	-do-
5	JST/CST	Statutory Dues	KT/ST/31/89-90		4.48	74-75	-do-
6	JST/CST	Statutory Dues	KT/CST/18/89-90		9.02	74-75	-do-

Govindpur



Sl.No.	Name of statute	Nature of dues	Case reference No.	Date	Amount	Period to which amount relates	Forum where dispute is pending
7	JST/CST	Statutory Dues	KT/ST/28/89-90		2.38	72-73	JC (Appeal)
8	JST/CST	Statutory Dues	KT/CST/20/89-90		1.79	72-73	-do-
9	JST/CST	Statutory Dues	KT/ST/36/89-90		4.74	74-75	-do-
10	JST/CST	Statutory Dues	KT/CST/22/89-90		6.02	74-75	-do-
11	JST/CST	Statutory Dues	KT/S/23/85-86		0.12	73-74	Lower Court
12	JST/CST	Statutory Dues	KT/CST/19/85-86		3.03	73-74	-do-
13	JST/CST	Statutory Dues	KT/ST/61/85-86		0.00	75-76	-do-
14	JST/CST	Statutory Dues	KT/CST/38/84-86		12.29	75-76	-do-
15	JST/CST	Statutory Dues	KT/ST/68/85-86		0.00	75-76	-do-
16	JST/CST	Statutory Dues	KT/CST/37/85-86		0.57	75-76	-do-
17	JST/CST	Statutory Dues	KT/ST/60/85-86		0.02	75-76	-do-
18	JST/CST	Statutory Dues	KT/ST/32/89-90		8.17	76-77	-do-
19	JST/CST	Statutory Dues	KT/CST/19/89-90		7.70	76-77	-do-
20	JST/CST	Statutory Dues	KT/ST/6/89-90		5.67	77-78	-do-
21	JST/CST	Statutory Dues	KT/CST/2/89-90		8.26	77-78	-do-
22	JST/CST	Statutory Dues	KT/ST/27/87-88		1.67	78-79	-do-
23	JST/CST	Statutory Dues	KT/CST/28/78-79		5.75	78-79	-do-
24	JST/CST	Statutory Dues	KT/ST/33/87-88		4.26	79-80	-do-
25	JST/CST	Statutory Dues	KT/CST/34/87-88		13.19	79-80	-do-
26	JST/CST	Statutory Dues	KT/ST/789-90		0.22	80-81	-do-
27	JST/CST	Statutory Dues	KT/CST/3/89-90		44.14	80-81	-do-
28	JST/CST	Statutory Dues	KT/SC/41/89-90		1.54	81-82	High Court
29	JST/CST	Statutory Dues	KT/CST/25/89-90		15.85	81-82	-do-
30	JST/CST	Statutory Dues	KT/ST/42/89-90		0.36	82-83	-do-
31	JST/CST	Statutory Dues	KT/CST/26/89-90		48.19	82-83	-do-
32	JST/CST	Statutory Dues	KT/ST/		4.31	83-84	-do-
33	JST/CST	Statutory Dues	KT/CST/		100.24	83-84	-do-
34	JST/CST	Statutory Dues	KT/ST/45/90-91		4.53	84-85	-do-
35	JST/CST	Statutory Dues	KT/CST/23/90-91		38.23	84-85	-do-
36	JST/CST	Statutory Dues	KT/ST/46/90-91		24.21	85-86	-do-
37	JST/CST	Statutory Dues	KT/CST/24/90-91		96.85	85-86	-do-
38	JST/CST	Statutory Dues	KT/ST/66/90-91		0.35	86-87	-do-
39	JST/CST	Statutory Dues	KT/CST/31/90-91		38.08	86-87	-do-
40	JST/CST	Statutory Dues	KT/ST/2/91-92		4.67	87-88	-do-
41	JST/CST	Statutory Dues	KT/CST/2/91-92		161.08	87-88	-do-
42	JST/CST	Statutory Dues	KT/ST		7.28	88-89	Lower Court



Sl.No.	Name of statute	Nature of dues	Case reference No.	Date	Amount	Period to which amount relates	Forum where dispute is pending
42A	JST/CST	Statutory Dues	KT/CST		10.22	88-89	-do-
43	JST/CST	Statutory Dues	KT/ST		10.12	89-90	-do-
43A	JST/CST	Statutory Dues	KT/CST		53.05	89-90	-do-
44	JST/CST	Statutory Dues	KT/ST		1.11	90-91	-do-
44A	JST/CST	Statutory Dues	KT/CST		114.95	90-91	-do-
45	JST/CST	Statutory Dues	KT/ST		19.40	91-92	-do-
45A	JST/CST	Statutory Dues	KT/CST		119.51	91-92	-do-
46	JST/CST	Statutory Dues	KT/ST		2.28	92-93	-do-
46A	JST/CST	Statutory Dues	KT/CST		145.47	92-93	-do-
47	JST/CST	Statutory Dues	KT/ST		7.58	93-94	-do-
47A	JST/CST	Statutory Dues	KT/CS		313.40	93-94	-do-
48	JST/CST	Statutory Dues	KT/ST		30.79	94-95	-do-
48A	JST/CST	Statutory Dues	KT/CST		33.40	94-95	-do-
49	JST/CST	Statutory Dues	KT/ST		92.32	95-96	-do-
49A	JST/CST	Statutory Dues	KT/CST		16.95	95-96	-do-
50	JST/CST	Statutory Dues	KT/ST		29.49	96-97	-do-
50A	JST/CST	Statutory Dues	KT/CST		208.55	96-97	-do-
51	JST/CST	Statutory Dues	KT/ST		53.53	97-98	-do-
51A	JST/CST	Statutory Dues	KT/CST		50.69	97-98	-do-
52	JST/CST	Statutory Dues	KT/ST		61.30	98-99	-do-
52A	JST/CST	Statutory Dues	KT/CST		5.55	98-99	-do-
53	JST/CST	Statutory Dues	KT/ST		0.30	99-00	-do-
53A	JST/CST	Statutory Dues	KT/CST		1.25	99-00	-do-
54	JST/CST	Statutory Dues	JST		0.00	00-01	Pending at appeal before JCCT (Appeal)
54A	JST/CST	Statutory Dues	CST		6.93	00-01	-do-
55	JST/CST	Statutory Dues	JST		2.37	01-02	-do-
55A	JST/CST	Statutory Dues	CST		22.88	01-02	-do-
56	JST/CST	Statutory Dues	JST		23.28	03-04	-do-
56A	JST/CST	Statutory Dues	CST		76.87	03-04	-do-
57	JST/CST	Statutory Dues	JST		62.20	2004-05	-do-
57A	JST/CST	Statutory Dues	CST		1.42	2004-05	-do-
58	JST/CST	Statutory Dues	JST		8.13	2005-06	-do-
58A	JST/CST	Statutory Dues	CST		10.70	2005-06	-do-
59	J-VAT/CST	Statutory Dues	J-VAT		82.46	2006-07	-do-
59A	J-VAT/CST	Statutory Dues	CST		534.11	2006-07	-do-



Sl.No.	Name of statute	Nature of dues	Case reference No.	Date	Amount	Period to which amount relates	Forum where dispute is pending
60	J-VAT/CST	Statutory Dues	J-VAT		113.22	2007-08	-do-
60A	J-VAT/CST	Statutory Dues	CST		126.58	2007-08	-do-
61	J-VAT/CST	Statutory Dues	J-VAT		200.36	2008-09	-do-
61A	J-VAT/CST	Statutory Dues	CST		29.40	2008-09	-do-
62	J-VAT/CST	Statutory Dues	J-VAT		152.66	2009-10	-do-
62A	J-VAT/CST	Statutory Dues	CST		158.61	2009-10	-do-
					3697.20		
TOTAL:-							
Katras							
14	Income Tax Act, 1961	Income Tax			42.42	2008-2009	TDS APPEAL, DHANBAD
29	Income Tax Act, 1961	Income Tax			9.64	2009-2010	TDS APPEAL, DHANBAD
51	Income Tax Act, 1961	Income Tax			100.73	2010-2011	TDS APPEAL, DHANBAD
77	Income Tax Act, 1961	Income Tax			156.10	2011-2012	TDS CPC
98	Income Tax Act, 1961	Income Tax			125.86	2012-2013	TDS CPC
106	Income Tax Act, 1961	Income Tax			6.10	2013-2014	TDS CPC
		Total			440.85		
Bihar Sales Tax:							
1	Bihar Sales Tax Act, 1947	BST			6.13	1998-1999	D.C.C.T. (Katras)
2	Bihar Sales Tax Act, 1947	BST			0.52	1999-2000	D.C.C.T. (Katras)
3	Bihar Sales Tax Act, 1947	BST			6.99	2000-2001	D.C.C.T. (Katras)
		Sub-Total			13.64		
Jharkhand Sales Tax:							
1	Bihar Sales Tax Act, 1947	JST			0.50	2001-2002	D.C.C.T. (Katras)
2	Bihar Sales Tax Act, 1947	JST			1.51	2002-2003	D.C.C.T. (Katras)
3	Bihar Sales Tax Act, 1947	JST			8.98	2003-2004	D.C.C.T. (Katras)
4	Bihar Sales Tax Act, 1947	JST			2.50	2004-2005	D.C.C.T. (Katras)
5	Bihar Sales Tax Act, 1947	JST			33.13	2005-2006	D.C.C.T. (Katras)
		Sub-Total			46.62		
Jharkhand VAT:							
1	JHARKHAND VAT ACT 05	JVAT			110.23	2006-2007	D.C.C.T. (Katras)
2	JHARKHAND VAT ACT 05	JVAT			2.59	2007-2008	D.C.C.T. (Katras)
3	JHARKHAND VAT ACT 05	JVAT			139.21	2008-2009	D.C.C.T. (Katras)
4	JHARKHAND VAT ACT 05	JVAT			405.41	2009-2010	J.C.C.T. (Appeal)
5	JHARKHAND VAT ACT 05	JVAT			316.54	2010-2011	C.C.T. (Ranchi)
		Sub-Total			973.99		
CST:							
1	Central Sales Tax Act, 1956	CST			1.24	1998-99	D.C.C.T. (Katras)
2	Central Sales Tax Act, 1956	CST			11.13	1999-2000	D.C.C.T. (Katras)



Sl.No.	Name of statute	Nature of dues	Case reference No.	Date	Amount	Period to which amount relates	Forum where dispute is pending
19	CENTRAL SALES TAX ACT /JVAT ACT	CST/JVAT	2011-12 Total		273.60 4437.46		Joint Comm. (Appeal),Dhn
Kusunda							
1	CST ACT / JVAT ACT/ BST ACT	AS ON 31/03/2014 Tax assessed but under protest.	CC(S)-349/91-92		26.68	1979-80	Appellate Court
2	CST ACT / JVAT ACT/ BST ACT	-do-	CC(S)-249/91-92		63.12	1983-84	Appellate Court
3	CST ACT / JVAT ACT/ BST ACT	-do-	DH-ST-122/90-91	DH-CST-139/90-91	69.15	1987-88	Appellate Court
4	CST ACT / JVAT ACT/ BST ACT	-do-	DH-ST-78/91-92	DH-CST-86/91-92	58.27	1988-89	Appellate Court
5	CST ACT / JVAT ACT/ BST ACT	-do-	DH-ST-26/05-06	DH-CST-44/05-06	104.06	1989-90	Appellate Court then lower court.
6	CST ACT / JVAT ACT/ BST ACT	-do-	DH-ST-87/96-97	DH-CST-52/96-97	70.54	1990-91	Appellate Court
7	CST ACT / JVAT ACT/ BST ACT	-do-	DH-ST-88/96-97	DH-CST-53/96-97	74.12	1991-92	Appellate Court
8	CST ACT / JVAT ACT/ BST ACT	-do-	DH-ST-110/00-01	DH-CST-69/00-01	78.22	1992-93	Appellate Court
9	CST ACT / JVAT ACT/ BST ACT	-do-	DH-ST-92/97-98	DH-CST-87/97-98	144.56	1993-94	Appellate Court
10	CST ACT / JVAT ACT/ BST ACT	-do-	DH-ST-87/98-99	DH-CST-79/98-99	23.59	1994-95	Appellate Court
11	CST ACT / JVAT ACT/ BST ACT	-do-	DH-ST-132/97-98	DH-CST-135/97-98	16.61	1995-96	Appellate Court
12	CST ACT / JVAT ACT/ BST ACT	-do-	DH-ST-37/05-06	DH-CST-59/05-06	72.29	1996-97	Appellate Court
13	CST ACT / JVAT ACT/ BST ACT	-do-	DH-ST-118/00-01	DH-CST-78/00-01	100.63	1997-98	Appellate Court then Lower Court
14	CST ACT / JVAT ACT/ BST ACT	-do-	DH-ST-26/05-06	DH-CST-44/05-06	142.65	1998-99	Appellate Court
15	CST ACT / JVAT ACT/ BST ACT	-do-			27.66	1999-00	Appellate Court
16	CST ACT / JVAT ACT/ BST ACT	-do-	DH-ST-05/03-04	DH-CST-4/03-04	9.54	2000-01	Appellate Court
17	CST ACT / JVAT ACT/ BST ACT	-do-	DH-ST-36/05-06	DH-CST-58/05-06	495.99	2001-02	Appellate Court
18	CST ACT / JVAT ACT/ BST ACT	-do-	DH-ST-30/08-09	DH-CST-38/08-09	25.92	2002-03	Appellate Court
19	CST ACT / JVAT ACT/ BST ACT	-do-	Certified Copy Required			2003-04	Appellate Court
20	CST ACT / JVAT ACT/ BST ACT	-do-	Appeal Filed		128.44	2004-05	Appellate Court then Lower Court
21	CST ACT / JVAT ACT/ BST ACT	-do-	do		425.66	2005-06	Appellate Court then Lower Court
22	CST ACT / JVAT ACT/ BST ACT	-do-	do		977.63	2006-07	Appellate Court
23	CST ACT / JVAT ACT/ BST ACT	-do-	Appeal Filed		381.97	2007-08	Appellate Court
24	CST ACT / JVAT ACT/ BST ACT	-do-	Appeal Filed		317.25	2008-09	Appellate Court
25	CST ACT / JVAT ACT/ BST ACT	-do-	Appeal is under Process		491.78	Ap.11-Jun.11	Tribunal, Ranchi.
26	CST ACT / JVAT ACT/ BST ACT	-do-	Appeal is under Process		1116.57	2009-10	Appellate Court
					5442.90		
					10.30		
ROYALTY							
					5442.90		
					10.30		



Sl.No.	Name of statute	Nature of dues	Case reference No.	Date	Amount	Period to which amount relates	Forum where dispute is pending
PB AREA							
A) ROYALTY ON COAL							
1	Royalty	Royalty	151/93-94		223.61	1992-93	Certificate Officer,Dhanbad.
2	Royalty	Royalty	53/94-95		24.6	1994-95	Certificate Officer,Dhanbad.
3	Royalty	Royalty	29/95-96		393.16	1992-93	Certificate Officer,Dhanbad.
4	Royalty	Royalty	4/95-96		17.93	03/1993 & 04/1993	Certificate Officer,Dhanbad.
5	Royalty	Royalty	14/96-97		0.43	1996-97	Certificate Officer,Dhanbad.
6	Royalty	Royalty	37/99-2000		44.57	04/1996	Certificate Officer,Dhanbad.
7	Royalty	Royalty	8/2000-01		24.14	2000-01	Certificate Officer,Dhanbad.
8	Others	Others			559.11		Certificate Officer,Dhanbad.
			Total		1287.55		
B). Sales Tax							
1	CST ACT / JVAT ACT	Sales Tax			14.30	1990-91	lower court ,Dhanbad.
2	CST ACT / JVAT ACT	Sales Tax			82.68	1991-92	Tribunal , Ranchi
3	CST ACT / JVAT ACT	Sales Tax			123.95	1992-93	lower court ,Dhanbad.
4	CST ACT / JVAT ACT	Sales Tax			29.45	1993-94,	JC (Appeal),Dhanbad
5	CST ACT / JVAT ACT	Sales Tax			19.77	1995-96	JC (Appeal),Dhanbad
6	CST ACT / JVAT ACT	Sales Tax			231.37	1996-97	lower court ,Dhanbad.
7	CST ACT / JVAT ACT	Sales Tax			169.79	1997-98	JC (Appeal),Dhanbad
8	CST ACT / JVAT ACT	Sales Tax			158.89	1998-99	lower court ,Dhanbad.
9	CST ACT / JVAT ACT	Sales Tax			43.74	1999-2000	lower court ,Dhanbad.
10	CST ACT / JVAT ACT	Sales Tax			401.59	2001-2002	lower court ,Dhanbad.
11	CST ACT / JVAT ACT	Sales Tax			0.06	2001-2002	A.O. after appeal
12	CST ACT / JVAT ACT	Sales Tax			242.13	2004-2005	J.C.(C.T.) appeal , Dhanbad
13	CST ACT / JVAT ACT	Sales Tax			329.37	2005-06	J.C.(C.T.) appeal , Dhanbad
14	CST ACT / JVAT ACT	Sales Tax			400.18	2006-07	J.C.(C.T.) appeal , Dhanbad
15	CST ACT / JVAT ACT	Sales Tax			420.00	2007-08	J.C.(C.T.) appeal , Dhanbad
	Total=>>	Sales Tax			2667.27		
					2469.37	do	
					5136.64		
Bastacolla							
1	Dist. Mining Office	Royalty aganist Stock shortages			408.63	1995-96	DMO, Dhanbad



Sl.No.	Name of statute	Nature of dues	Case reference No.	Date	Amount	Period to which amount relates	Forum where dispute is pending
2	Dist. Mining Office	Royalty aganist Stock shortages	2/95-96		13.31	1995-96	DMO, Dhanbad
3	Dist. Mining Office	Royalty aganist Stock shortages	3/95-96		36.51	1995-96	DMO, Dhanbad
4	Dist. Mining Office	Int.against Royalty	16/90-91		0.19	1990-91	DMO, Dhanbad
5	Dist. Mining Office	Int.against Royalty	36/91-92		0.68	1991-92	DMO, Dhanbad
6	Dist. Mining Office	Int.against Royalty	5/95-96		46.78	1995-96	DMO, Dhanbad
7	Dist. Mining Office	Int.against Royalty	11/00-01		3.22	2000-01	DMO, Dhanbad
8	Dist. Mining Office	Int.against Royalty	40/79-80		1.89	1979-80	DMO, Dhanbad
9	Dist. Mining Office	Royalty aganist Stock shortages	48/79-80		0.24	1979-80	DMO, Dhanbad
10	Dist. Mining Office	Royalty aganist Stock shortages	68/80-81		5.23	1980-81	DMO, Dhanbad
		Total			516.68		
1	DCCT, Jharlia Circle	CST & VAT	JH ST 37/87-88	JH CST 5/87-88	626	1987-88	DCCT, Jharlia Circle
2	DCCT, Jharlia Circle	CST & VAT	JH ST 87/87-88	JH CST 7/87-88	1.00	1987-88	DCCT, Jharlia Circle
3	DCCT, Jharlia Circle	CST & VAT	JH ST 39/87-88	JH CST 7/87-88	15.90	1987-88	DCCT, Jharlia Circle
4	DCCT, Jharlia Circle	CST & VAT	JH ST 40/87-88	JH CST 8/87-88	3.18	1987-88	DCCT, Jharlia Circle
5	DCCT, Jharlia Circle	CST & VAT	JH ST 58/88-89	JH CST 8/88-89	6.88	1987-88	DCCT, Jharlia Circle
6	DCCT, Jharlia Circle	CST & VAT	JH ST 53/89-90	JH CST 9/89-90	0.27	1987-88	DCCT, Jharlia Circle
7	DCCT, Jharlia Circle	CST & VAT	JH ST 54/89-90	JH CST 10/89-90	8.21	1987-88	DCCT, Jharlia Circle
8	DCCT, Jharlia Circle	CST & VAT	JH ST 64/89-90	JH CST 13/89-90	0.45	1988-89	DCCT, Jharlia Circle
9	DCCT, Jharlia Circle	CST & VAT	JH ST 65/89-90	JH CST 14/89-90	18.29	1988-89	DCCT, Jharlia Circle
10	DCCT, Jharlia Circle	CST & VAT	JH ST 66/89-90	JH CST 15/89-90	9.24	1989-90	DCCT, Jharlia Circle
11	DCCT, Jharlia Circle	CST & VAT	JH ST 77/89-90	JH CST 18/89-90	33.65	1989-90	DCCT, Jharlia Circle
12	DCCT, Jharlia Circle	CST & VAT	JH ST 78/89-90	JH CST 17/89-90	44.98	1989-90	DCCT, Jharlia Circle
					52.59	1989-90	DCCT, Jharlia Circle
					41.19	1989-90	DCCT, Jharlia Circle
					12.31	1989-90	DCCT, Jharlia Circle
					141.15	1989-90	DCCT, Jharlia Circle
					38.85	1989-90	DCCT, Jharlia Circle
					45.45	1989-90	DCCT, Jharlia Circle
					36.59	1989-90	DCCT, Jharlia Circle
					99.52	1989-90	DCCT, Jharlia Circle
					13.78	1989-90	DCCT, Jharlia Circle
					103.47	1989-90	DCCT, Jharlia Circle



Sl.No.	Name of statute	Nature of dues	Case reference No.	Date	Amount	Period to which amount relates	Forum where dispute is pending
13	DCCT, Jharia Circle	CST & VAT	JH ST 94/90-91	JH CST 14/90-91	32.70 36.44	1990-91	DCCT, Jharia Circle
14	DCCT, Jharia Circle	CST & VAT	JH ST (Fly89-90)	JH CST	118.01 161.98	1989-90	DCCT, Jharia Circle
15	DCCT, Jharia Circle	CST & VAT	JH ST 59/94-95	JH CST 9/94-95	1.87 17.31	1994-95	DCCT, Jharia Circle
16	DCCT, Jharia Circle	CST & VAT	JH ST 3/95-96	JH CST 4/95-96	86.58 313.85	1995-96	DCCT, Jharia Circle
17	DCCT, Jharia Circle	CST & VAT	JH ST 34/95-96	JH CST 10/95-96	40.39 159.12	1995-96	DCCT, Jharia Circle
18	DCCT, Jharia Circle	CST & VAT	JH ST /95-96	JH CST /95-96	47.28 138.60	1995-96	DCCT, Jharia Circle
19	DCCT, Jharia Circle	CST & VAT	JH ST /95-96	JH CST /95-97	56.89 176.28	1995-96 1996-97	DCCT, Jharia Circle
20	DCCT, Jharia Circle	CST & VAT	JH ST /95-96	JH CST /95-98	73.62 71.00	1995-96 1995-98	DCCT, Jharia Circle
21	DCCT, Jharia Circle	CST & VAT	JH ST /95-96	JH CST /95-99	3.47 10.55	1995-96 1995-99	DCCT, Jharia Circle
22	DCCT, Jharia Circle	CST & VAT	JH ST (Fly97-98)	JH CST	-20.58 46.98	1997-98	DCCT, Jharia Circle
23	JCCT (App)	CST & VAT	JH ST (Fly98-99)	JH CST	40.33 719.18	1998-99	JCCT (App) Dhanbad
24	JCCT (App)	CST & VAT	JH ST (Fly99-00)	JH CST	27.28 58.65	1999-00	JCCT (App) Dhanbad
25	JCCT (App)	CST & VAT	JH ST (Fly00-01)	JH CST	0.42 0.66	2000-01	JCCT (App) Dhanbad
26	JCCT (App)	CST & VAT	JH ST (Fly01-02)	JH CST	0.54 -3.25	2001-02	JCCT (App) Dhanbad
27	JCCT (App)	CST & VAT	JH ST (Fly02-03)	JH CST	166.98 54.57	2002-03	JCCT (App) Dhanbad
28	JCCT (App)	CST & VAT	JH ST (Fly03-04)	JH CST	59.88 0.00	2003-04	JCCT (App) Dhanbad
29	JCCT (App)	CST & VAT	JH ST (Fly84-85)	JH CST	40.69 15.38	1984-95	JCCT (App) Dhanbad
30	JCCT (App)	CST & VAT	JH ST (Fly85-86)	JH CST	33.90 23.91	1985-86	JCCT (App) Dhanbad
31	JCCT (App)	CST & VAT	CST (Fly86-87)		25.48	1986-87	JCCT (App) Dhanbad
32	COMM (Admn.) Ranchi	CST & VAT	2004-2005 VAT		125.12	2004-05	COMM (App) RANCHI



Sl.No.	Name of statute	Nature of dues	Case reference No.	Date	Amount	Period to which amount relates	Forum where dispute is pending
	COMM (Admn.) Ranchi	CST & VAT	2004-2005 CST		6.89	2004-05	COMM (App) RANCHI
33	COMM (Admn.) Ranchi	CST & VAT	2005-2006 VAT		154.83	2005-06	COMM (App) RANCHI
	COMM (Admn.) Ranchi	CST & VAT	2005-2006 CST		6.01	2005-06	COMM (App) RANCHI
33	COMM (Admn.) Ranchi	CST & VAT	2006-2007 VAT		16.78	2006-07	COMM (App) RANCHI
	COMM (Admn.) Ranchi	CST & VAT	2006-2007 CST		0.62	2006-07	COMM (App) RANCHI
35	JCCT (App)	CST & VAT	2011-12		4.63	2011-12	JCCT (App)
	COMM (Admn.) Ranchi	CST & VAT	2008-09		205.73	2008-09	COMM (App) RANCHI
					31.95		
37	COMM (Admn.) Ranchi	CST & VAT	2007-08		193.02	2007-08	D C Commercial Tax(Appeal) VAT / CST
					336.91		
38	JCCT (App)	CST & VAT	2009-10		473.62	2009-10	JCCT (App)
39	JCCT (App)	CST & VAT	2013-14		6.86	2013-14	JCCT (App)
					5244.19		
					Total		
LODNA							
1	MINE & MINERAL ACT	ROYALTY	46/79-80		1.35	1979-80	CERTIFICATE OFFICER DHN
2	MINE & MINERAL ACT	ROYALTY	53/79-80		1.59	1979-80	CERTIFICATE OFFICER DHN
3	MINE & MINERAL ACT	ROYALTY	41/94-95		81.24	1994-95	SUPREME COURT
4	MINE & MINERAL ACT	ROYALTY	11/98-99		15.5	1998-99	SUPREME COURT
5	MINE & MINERAL ACT	ROYALTY	36/94-95		1.27	1994-95	CERTIFICATE OFFICER DHN
			SUB TOTAL		100.95		
1	JST	JST	1638/07-08		1.07	2000-2001	J.C.C.T APPELLATE, DHN
2	CST	CST	1638/07-08		0.9	2000-2001	J.C.C.T APPELLATE, DHN
3	JST	JST	1638/07-08		6.98	2001-2002	J.C.C.T APPELLATE, DHN
4	CST	CST	1638/07-08		0.65	2001-2002	J.C.C.T APPELLATE, DHN
5	JST	JST	02(08-09)		4.72	2002-2003	J.C.C.T APPELLATE, DHN
6	CST	CST	02(08-09)		0.51	2002-2003	J.C.C.T APPELLATE, DHN
7	JST	JST	02(08-09)		41.24	2003-2004	J.C.C.T APPELLATE, DHN
8	CST	CST	02(08-09)		539.3	2003-2004	J.C.C.T APPELLATE, DHN
9	JST	JST	01(09-10)		12.82	2004-2005	J.C.C.T APPELLATE, DHN
10	CST	CST	01(09-10)		41.54	2004-2005	J.C.C.T APPELLATE, DHN
11	JST	JST	14(09-10)		26.16	2005-2006	J.C.C.T APPELLATE, DHN
12	CST	CST	06(09-10)		43.76	2005-2006	J.C.C.T APPELLATE, DHN
13	JVAT	JVAT	1643/10-11		-34.18	2007-2008	J.C.C.T APPELLATE, DHN
14	CST	CST	1643/10-11		81.86	2007-2008	J.C.C.T APPELLATE, DHN
15	JVAT	JVAT	01(11-12)		19.5	2008-2009	J.C.C.T APPELLATE, DHN
16	CST	CST	01(11-12)		143.21	2008-2009	J.C.C.T APPELLATE, DHN
17	JVAT	JVAT	05(13-14)		160.01	2009-2010	J.C.C.T APPELLATE, DHN
18	CST	CST	05(13-14)		274.83	2009-2010	J.C.RANCHI



Sl.No.	Name of statute	Nature of dues	Case reference No.	Date	Amount	Period to which amount relates	Forum where dispute is pending
1	WB RE/ PE CESS ACT	Disput On interest payment RE-1/84-85			3.21	1984-85	DCCT, ASANSOL
2	WB RE/ PE CESS ACT	Disput on late payment & in PE(02)/86-87			35.55	1986-87	DCCT, ASANSOL
3	WB RE/ PE CESS ACT	Disput on late payment & in 01(RE)/92-93			21.66	1992-93	DCCT, ASANSOL
4	WB RE/ PE CESS ACT	Disput on late payment & in 2(A)/91-92			16.63	1991-92	DCCT, ASANSOL
5	WB RE/ PE CESS ACT	Disput on late payment & in 4(A)/92-93			8.7	1992-93	DCCT, ASANSOL
6	WB RE/ PE CESS ACT	Disput on late payment & in 5(A)/92-93			37.3	1992-93	DCCT, ASANSOL
7	WB RE/ PE CESS ACT	Disput on late payment & in 6(A)/92-93			16.55	1992-93	DCCT, ASANSOL
8	WB RE/ PE CESS ACT	Disput on late payment & in 7(A)/92-93			14.73	1992-93	DCCT, ASANSOL
9	WB RE/ PE CESS ACT	Disput On interest payment 8(A)/92-93			13.78	1992-93	DCCT, ASANSOL
10	WB RE/ PE CESS ACT	Disput On interest payment 9(A)/92-93			12.59	1992-93	DCCT, ASANSOL
11	WB RE/ PE CESS ACT	Disput on late payment & in 7(A)/92-93			575.04	1992-93	DCCT, ASANSOL
12	WB RE/ PE CESS ACT	Disput on late payment & in 03/95-96			754.83	1995-96	DCCT, ASANSOL
13	WB RE/ PE CESS ACT	Disput on late payment & in 02/95-96			462.62	1995-96	DCCT, ASANSOL
14	WB RE/ PE CESS ACT	Disput on non payment of 01/96-97			6368.36	1996-97	DCCT, ASANSOL
15	WB RE/ PE CESS ACT	Disput on non payment of 03/97-98			5206.07	1997-98	DCCT, ASANSOL
16	WB RE/ PE CESS ACT	Disput on non payment of 04/98-99			3279.17	1998-99	DCCT, ASANSOL
17	WB RE/ PE CESS ACT	Disput on non payment of 04/02-2003			5125.81	2002-03	DCCT, ASANSOL
18	WB RE/ PE CESS ACT	Disput on non payment of 05/02-2003			1486.43	2002-03	DCCT, ASANSOL
19	WB RE/ PE CESS ACT	Disput on non payment of 03/02-2003			1111.91	2002-03	DCCT, ASANSOL
20	WB RE/ PE CESS ACT	Disput on late payment & in 06/02-2003			689.8	2002-03	DCCT, ASANSOL
21	WB RE/ PE CESS ACT	Disput on late payment & in 02@05-06			271.69	2005-06	DCCT, ASANSOL
22	WB RE/ PE CESS ACT	Disput on late payment & in 03@05-06			344.49	2005-06	DCCT, ASANSOL
23	WB RE/ PE CESS ACT	Disput on late payment & in 01@/06-07			400.29	2006-07	DCCT, ASANSOL
24	WB RE/ PE CESS ACT	Disput on late payment & in 02@ 06-07			547.97	2006-07	DCCT, ASANSOL
25	WB RE/ PE CESS ACT	Cess dispute (RE) 12ME 31.03.09			13.62	2008-09	DCCT, ASANSOL
26	WB RE/ PE CESS ACT	Interest dispute(RE) 12ME 31.03.09			10.49	2008-09	DCCT, ASANSOL
27	WB RE/ PE CESS ACT	Cess dispute (RE) 12ME 31.03..07			19.05	2006-07	DCCT, ASANSOL
28	WB RE/ PE CESS ACT	Interest dispute(RE) 12ME 31.03..07			16.96	2006-07	DCCT, ASANSOL
29	WB RE/ PE CESS ACT	Cess dispute (RE) 12ME 31.03..08			32.89	2007-08	DCCT, ASANSOL
30	WB RE/ PE CESS ACT	Interest dispute(RE) 12ME 31.03..08			27.96	2007-08	DCCT, ASANSOL
31	WB RE/ PE CESS ACT	Cess dispute (PE) 12ME 31.03..09			54.48	2008-09	DCCT, ASANSOL
32	WB RE/ PE CESS ACT	Interest dispute(PE) 12ME 31.03..09			41.95	2008-09	DCCT, ASANSOL
33	WB RE/ PE CESS ACT	Cess dispute (PE) 12ME 31.03..07			76.22	2006-07	DCCT, ASANSOL
34	WB RE/ PE CESS ACT	Interest dispute(PE) 12ME 31.03..07			67.83	2006-07	DCCT, ASANSOL
35	WB RE/ PE CESS ACT	Cess dispute (PE) 12ME 31.03..08			8.22	2007-08	DCCT, ASANSOL
36	WB RE/ PE CESS ACT	Interest dispute(PE) 12ME 31.03..08			6.99	2007-08	DCCT, ASANSOL
					TOTAL	27181.84	

JHARKHAND SALES TAX



Sl.No.	Name of statute	Nature of dues	Case reference No.	Date	Amount	Period to which amount relates	Forum where dispute is pending
1	JHARKHAND SALES TAX ACT	ENHANCEMENT OF G ¹ 1976-77			5.27	1976-77	JCCT, APPEAL, JHARKHAND
2	JHARKHAND SALES TAX ACT	ENHANCEMENT OF G ¹ 1977-78			3.93	1977-78	JCCT, APPEAL, JHARKHAND
3	JHARKHAND SALES TAX ACT	ENHANCEMENT OF G ¹ 1978-79			0.83	1978-79	JCCT, APPEAL, JHARKHAND
4	JHARKHAND SALES TAX ACT	ENHANCEMENT OF G ¹ 1979-80			2.22	1979-80	JCCT, APPEAL, JHARKHAND
5	JHARKHAND SALES TAX ACT	ENHANCEMENT OF G ¹ 1979-80			1.32	1979-80	JCCT, APPEAL, JHARKHAND
6	JHARKHAND SALES TAX ACT	ENHANCEMENT OF G ¹ 1980-81			2.09	1980-81	JCCT, APPEAL, JHARKHAND
7	JHARKHAND SALES TAX ACT	DUE TO CST FORMS 1981-82			(5.17)	1981-82	JCCT, APPEAL, JHARKHAND
8	JHARKHAND SALES TAX ACT	DUE TO CST FORMS 1982-83			0.33	1982-83	JCCT, APPEAL, JHARKHAND
9	JHARKHAND SALES TAX ACT	DUE TO CST FORMS 1983-84			(2.08)	1983-84	JCCT, APPEAL, JHARKHAND
10	JHARKHAND SALES TAX ACT	ENHANCEMENT OF G ¹ 1994-95			2.03	1994-95	JCCT, APPEAL, JHARKHAND
11	JHARKHAND SALES TAX ACT	REJECTION OF QLTY.I 1995-96			3.36	1995-96	JCCT, APPEAL, JHARKHAND
12	JHARKHAND SALES TAX ACT	REJECTION OF QLTY.I 1996-97			17.87	1996-97	JCCT, APPEAL, JHARKHAND
13	JHARKHAND SALES TAX ACT	REJECTION OF QLTY.I 1996-97			22.26	1996-97	JCCT, APPEAL, JHARKHAND
14	JHARKHAND SALES TAX ACT	REJECTION OF QLTY.I 1997-98			3.47	1997-98	JCCT, APPEAL, JHARKHAND
15	JHARKHAND SALES TAX ACT	REJECTION OF QLTY.I 1997-98			15.87	1997-98	JCCT, APPEAL, JHARKHAND
16	JHARKHAND SALES TAX ACT	ENHANCEMENT OF G ¹ 1998-99			-	1998-99	JCCT, APPEAL, JHARKHAND
17	JHARKHAND SALES TAX ACT	ENHANCEMENT OF G ¹ 1999-00			5.59	1999-00	JCCT, APPEAL, JHARKHAND
18	JHARKHAND SALES TAX ACT	ENHANCEMENT OF G ¹ 1999-00			26.67	1999-00	JCCT, APPEAL, JHARKHAND
19	JHARKHAND SALES TAX ACT	ENHANCEMENT OF G ¹ 2000-01			6.81	2000-01	JCCT, APPEAL, JHARKHAND
20	JHARKHAND SALES TAX ACT	ENHANCEMENT OF G ¹ 2000-01			3.20	2000-01	JCCT, APPEAL, JHARKHAND
21	JHARKHAND SALES TAX ACT	ENHANCEMENT OF G ¹ 2001-02			51.53	2001-02	JCCT, APPEAL, JHARKHAND
22	JHARKHAND SALES TAX ACT	ENHANCEMENT OF G ¹ 2001-02			0.25	2001-02	JCCT, APPEAL, JHARKHAND
23	JHARKHAND SALES TAX ACT	IMPOSITION OF PENAL 2002-03			12.42	2002-03	JCCT, APPEAL, JHARKHAND
24	JHARKHAND SALES TAX ACT	REJECTION 'CO FORM 2002-03			3.72	2002-03	JCCT, APPEAL, JHARKHAND
25	JHARKHAND SALES TAX ACT	SHORTAGE OF 'C' FOR 2003-04			7.90	2003-04	JCCT, APPEAL, JHARKHAND
26	JHARKHAND SALES TAX ACT	NON-ALLOWANCE OF REBA' 2003-04			0.01	2003-04	JCCT, APPEAL, JHARKHAND
27	JHARKHAND SALES TAX ACT	Short of "C" form & Rej.Qlty.De 2004-05			16.82	2004-05	JCCT, APPEAL, JHARKHAND
28	JHARKHAND SALES TAX ACT	ENHANCEMENT OF G ¹ 2004-05			0.02	2004-05	JCCT, APPEAL, JHARKHAND
29	JHARKHAND SALES TAX ACT	Short of "C" form & Rej.Qlty.De 2005-06			8.76	2005-06	JCCT, APPEAL, JHARKHAND
30	JHARKHAND SALES TAX ACT	ENHANCEMENT OF G ¹ 2005-06			1.36	2005-06	JCCT, APPEAL, JHARKHAND
31	JHARKHAND SALES TAX ACT	Short of "C" form & Rej.Qlty.De 2006-07			42.67	2006-07	JCCT, APPEAL, JHARKHAND
32	JHARKHAND SALES TAX ACT	ENHANCEMENT OF G ¹ 2006-07			27.95	2006-07	JCCT, APPEAL, JHARKHAND
33	JHARKHAND SALES TAX ACT	Short of "C" form & Rej.Qlty.De 2007-08			524.78	2007-08	JCCT, APPEAL, JHARKHAND
34	JHARKHAND SALES TAX ACT	ENHANCEMENT OF G ¹ 2007-08			78.03	2007-08	JCCT, APPEAL, JHARKHAND
35	JHARKHAND SALES TAX ACT	SHORT OF 'C' FORM AND IN' 4738 10-11			150.81	2010-11	JCCT, APPEAL, JHARKHAND
36	JHARKHAND SALES TAX ACT	INTEREST	4739 10-11		4.46	2010-11	JCCT, APPEAL, JHARKHAND
		TOTAL			1,047.36		
		WEST BENGAL SALES TAX					



Sl.No.	Name of statute	Nature of dues	Case reference No.	Date	Amount	Period to which amount relates	Forum where dispute is pending
1	W.B SALES TAX ACT	SHORT OF 'C' FORM AND IN	23(A)93-94		33.3	1993-94	JCCT ASANSOL
2	W.B SALES TAX ACT	ENHANCEMENT OF G	132(a)93-94		8.3	1993-94	JCCT ASANSOL
3	W.B SALES TAX ACT	ENHANCEMENT OF G	15(a)95-96		0.66	1995-96	JCCT ASANSOL
4	W.B SALES TAX ACT	INTEREST	09(A)95-96		7.73	1995-96	JCCT ASANSOL
5	W.B SALES TAX ACT	INTEREST	16(A)95-96		2.08	1995-96	JCCT ASANSOL
6	W.B SALES TAX ACT	ENHANCEMENT OF G	12(A)00-01		4.56	2000-01	JCCT ASANSOL
7	W.B SALES TAX ACT	ENHANCEMENT OF G	120(A)02-03		34.59	2002-03	JCCT ASANSOL
8	W.B SALES TAX ACT	SHORT OF 'C' FORM AND IN	18(A)02-03		113.08	2002-03	JCCT ASANSOL
			TOTAL		204.30		
			TOTAL SALES TAX (JH+BENGAL)		1251.66		
WJ							
	Jharkhand Sales Tax Department	Bazar Tax			53.89	2000-01	
	Jharkhand Sales Tax Department	Central Sales Tax			0.58	2001-02	
	Jharkhand Sales Tax Department	Central Sales Tax			12.07	2006-07	
	Jharkhand Sales Tax Department	Central Sales Tax			1.3	2009-10	
	Jharkhand Sales Tax Department	Central Sales Tax			435.19	2009-10	
	Jharkhand Sales Tax Department	Jharkhand Sales Tax			0.12	2009-10	
	Jharkhand Sales Tax Department	Jharkhand Sales Tax			14.34		
					463.60		
	Minning Department	Royalty			57.71	1998-99	
	Minning Department	Royalty			0.45	1999-00	
	Minning Department	Royalty			7689.06	2010-11	
	Contingent		Total		7747.22		
WD							
1	SALES TAX	CST/SST	NA		234.89	1983-84	DCCT, ASANSOLE
2	SALES TAX	CST/SST	NA		8.25	1987-88	DCCT, ASANSOLE
3	SALES TAX	CST/SST	NA		16.60	1992-93	DCCT, ASANSOLE
4	SALES TAX	CST/SST	NA		1.50	1997-98	DCCT, ASANSOLE
5	SALES TAX	CST/SST	NA		13.66	2000-01	DCCT, ASANSOLE
6	SALES TAX	BST	NA		1.61	1991-92	DCCT, UC, DHANBAD
7	SALES TAX	CST	15/98-99, 6/98-99		8.89	1993-94	JCCT
8	SALES TAX	CST	52/98-99, 14/98-99		12.88	1994-65	JCCT



Sl.No.	Name of statute	Nature of dues	Case reference No.	Date	Amount	Period to which amount relates	Forum where dispute is pending
9	SALES TAX	CST	73/99-2000,	13/99-2000	10.45	1996-97	JCCT
10	SALES TAX	CST	NA		21.85	1997-98	JCCT
11	SALES TAX	CST	NA		45.27	1998-99	JCCT
12	SALES TAX	CST	NA		72.64	1999-2000	JCCT
13	SALES TAX	CST	768(R), 196(C)		0.96	1983-84	DCCT, UC, DHANBAD
14	SALES TAX	CST	2/98-96, 1/95-96		0.25	1990-91	DCCT, UC, DHANBAD
15	SALES TAX	CST	7/98-99		15.57	1993-94	DCCT, UC, DHANBAD, JCCT APPEAL
16	SALES TAX	CST	30/96-98		0.33	1994-95	DCCT, UC, DHANBAD
17	SALES TAX	CST	NA		87.03	1995-96	JCCT
18	SALES TAX	CST	110/99-2000, 16/99-2000		86.45	1996-97	JCCT
19	SALES TAX	CST	1/2000-2001		6.01	1997-98	JCCT
20	SALES TAX	CST	3/2003-04		106.43	1998-99	JCCT
21	SALES TAX	CST	NA		415.91	1999-2000	REVISION
22	SALES TAX	CST	501-502/10		61.25	2000-2001	JCCT
23	SALES TAX	CST	NA		165.92	1987-88	JCCT
24	SALES TAX	CST/SST	NA		245.34	1988-89	JCCT
25	SALES TAX	CST/SST	NA		219.84	1989-90	JCCT
26	SALES TAX	CST	3/98-99, 4/98-99		12.17	1990-91	DCCT, UC, DHANBAD
27	SALES TAX	CST/SST	NA		62.04	1992-93	JCCT
28	SALES TAX	CST	27/97-98		75.29	1993-94	DCCT, UC, DHANBAD, JCCT APPEAL
29	SALES TAX	CST	62/98-99, 18/98-99		17.27	1994-95	DCCT, UC, DHANBAD
30	SALES TAX	CST	19/98-99		3.20	1995-96	JCCT, UC, DHANBAD
31	SALES TAX	CST	7/2000-01		11.82	1997-98	JCCT, UC, DHANBAD
32	SALES TAX	CST	94/08-09, 50/08-09		62.21	1998-99	JCCT, UC, DHANBAD
33	SALES TAX	CST	02, 3/2006-07		200.43	1999-2000	REVISION, JCCT
34	SALES TAX	CST	02, 3/2006-07		30.60	2000-01	JCCT
35	SALES TAX	CST	NA		151.81	2001-02	JCCT, APPEAL
36	SALES TAX	CST	NA		62.14	2002-03	JCCT, APPEAL
37	SALES TAX	CST	NA		127.06	2003-04	JCCT, APPEAL
38	SALES TAX	CST	NA		36.37	2004-05	JCCT, APPEAL
39	SALES TAX	CST	NA		53.55	2005-06	JCCT, APPEAL
40	SALES TAX	CST	NA		228.01	2006-07	JCCT, APPEAL
41	SALES TAX	CST	NA		113.66	2007-08	JCCT, APPEAL
42	SALES TAX	CST	NA		400.11	2001-02	JCCT, APPEAL
43	SALES TAX	CST	NA		260.20	2002-03	JCCT, APPEAL
44	SALES TAX	CST	NA		535.55	2003-04	JCCT, APPEAL
45	SALES TAX	CST	NA		161.72	2004-05	JCCT, APPEAL
46	SALES TAX	CST	NA		698.49	2005-06	JCCT, APPEAL



Sl.No.	Name of statute	Nature of dues	Case reference No.	Date	Amount	Period to which amount relates	Forum where dispute is pending
47	SALES TAX	CST	NA		1144.78	2006-07	JCCT, APPEAL
48	SALES TAX	CST	NA		94.48	2001-02	JCCT, APPEAL
49	SALES TAX	CST	NA		3.55	2002-03	JCCT, APPEAL
50	SALES TAX	CST	NA		57.02	2003-04	JCCT, APPEAL
51	SALES TAX	CST	NA		45.85	2003-04	JCCT, APPEAL
52	SALES TAX	CST	NA		370.89	2004-05	JCCT, APPEAL
53	SALES TAX	CST	NA		990.38	2005-06	JCCT, APPEAL
54	SALES TAX	CST	NA		16.76	2006-07	JCCT, APPEAL
55	SALES TAX	CST	NA		3.06	2007-08	JCCT, APPEAL
			TOTAL		7890.25		

MCW

List of Contingent Liability as on 31.03.2014

Sl No.	Name of statute	Nature of dues	Case Reference No.	Amount	Period to which relates	Forum where dispute is pending
1	Commercial Tax	Quality deduction &	1362 dt 17.03.2005	50.6	2000-01	JCCT,Dhanbad
2	Commercial Tax	BST	4135 Dt. 20-2-2003	0.08	1999-00	JCCT,Dhanbad
3	Commercial Tax	CST	4135 Dt. 20-2-2003	1.42	1999-00	JCCT,Dhanbad
4	Commercial Tax	BST	1190 Dt. 27-2-2006	0.58	2001-02	JCCT,Dhanbad
5	Commercial Tax	CST	1191 Dt. 27-2-2006	29.65	2001-02	JCCT,Dhanbad
6	Commercial Tax	BST	6370 Dt.19-3-2007	4.16	2002-03	JCCT,Dhanbad
7	Commercial Tax	CST	6371 Dt.19-3-2007	3.42	2002-03	JCCT,Dhanbad
8	Commercial Tax	BST	6041 Dt.20-3-2008	6.22	2003-04	JCCT,Dhanbad
9	Commercial Tax	CST	6042 Dt.20-3-2008	243.7	2003-04	JCCT,Dhanbad
			Total	339.83		



BHARAT COKING COAL LIMITED
Annexure I to Clause 41
Financial Result for the year ended 31.03.2014

₹ in Crore

Particulars	3 months ending	Preceeding 3 months ending	3 months ending	Year to date figures for	Previous Year
	31.03.2014 Unaudited	31.12.2013 Unaudited	31.03.2013 Unaudited	C/year ended 31.03.2014 Audited	ended on 31.03.2013 Audited
1. Income from operations					
Net Sales/Income from Operations(Net of excise duty)	2409.18	1976.69	2545.85	8287.99	8454.60
Total Income from operations (Net)	2409.18	1976.69	2545.85	8287.99	8454.60
2. Expenses :					
Change in Inventories of Finished Goods,WIP & Stock in Trade	(30.82)	52.21	(15.75)	138.25	189.74
Cost of Material Consumed	165.81	135.38	168.63	564.08	497.66
Employees Benefit Expenses	1,062.63	1,135.16	1,136.70	4,414.34	4,465.65
Power & Fuel	87.41	71.64	77.97	312.03	317.14
Welfare Expenses	11.10	24.09	2.95	17.39	33.38
Repairs	70.42	31.90	44.45	173.30	126.28
Contractual Expenses	240.50	201.92	212.15	815.27	747.08
Other Expenses	127.82	139.27	165.28	552.27	509.99
Overburden Removal Adjustment	18.57	(35.51)	12.42	(99.03)	(15.38)
Finance Charges/Commitment Charges	0.00	0.00	0.00	0.00	0.00
Depreciation/Amortisation/Impairment/Provisions	104.76	54.50	57.77	261.14	209.98
Write Off	64.29	74.19	21.13	138.48	186.15
Provisions	(74.16)	(39.36)	76.76	(108.45)	(62.14)
Total	1,848.33	1,845.39	1,960.46	7,179.07	7,205.53
3.Profit from Operations before other income, Interest & excep.items(1-2)	560.85	131.30	585.39	1,108.92	1,249.07
4. Other Income	131.97	641.53	152.46	1,006.81	482.81
5.P/L from ord. activities before Intt. & Exceptional Items(3+4)	692.82	772.83	737.85	2,115.73	1,731.88
6.Interest	18.62	2.30	5.06	30.22	18.97
7.P/L from ord. activities before Exceptional Items(5-6)	674.20	770.53	732.79	2,085.51	1,712.91
8.Exceptional Items	0.00	0.00	(0.56)	3.50	(3.85)
9.Profit(+)/Loss(-) from ordinary activities before tax(7+8)	674.20	770.53	732.23	2,089.01	1,709.06
10.Tax Expenses	5.68	241.01	210.26	374.66	210.26
11.Net Profit(+)/Loss(-)from ordinary activities after tax(9-10)	668.52	529.52	521.97	1,714.35	1,498.80
12.Extraordinary Item(net of tax expenses ₹)					
13.Net Profit(+)/Loss(-) for the period (11-12)	668.52	529.52	521.97	1,714.35	1,498.80
14.Paid up Equity Share Capital	2,118.00	2,118.00	2,118.00	2,118.00	2,118.00
15.Reserve excluding Revaluation Reserves as per Balance Sheet of previous accounting year.	(4,106.03)	(4,106.03)	(5,604.83)	(4,106.03)	(5,604.83)
16.Earning Per Share(EPS) in Rupees					
a) Basic and Diluted EPS before Extraordinary items for the period, for the year to date & the previous year	300.65	235.03	246.44	749.48	706.66
b) Basic and Diluted EPS after Extraordinary items for the period, for the year to date & the previous year	300.65	235.03	246.44	749.48	706.66
17.Public Shareholding					
No. of Shares	Nil	Nil	Nil	Nil	Nil
Percentage of Shareholding					
18.Promoters and promoter group shareholding					
a) Pledged/Encumbered	Nil	Nil	Nil	Nil	Nil
Number of Shares					
Percentage of Shares(as a % of the total Share holding of promoter and promoter group)					
% of Shares(as a % of the total Share Cap.of the Co.)					
b) Non-encumbered	Nil	Nil	Nil	Nil	Nil
Number of Shares					
Percentage of Shares(as a % of the total Share holding of promoter and promoter group)					
% of Shares(as a % of the total Share Cap.of the Co.)					

(B.K Parui)
Company Secretary

(A.K.Gangopadhyay)
Gen.Manager(F)

(Amitava Saha)
Director (F)

(T.K.Lahiry)
Chairman-cum-Managing Director

Place :Dhanbad
Date : 24.05.2014

For Anand Rungta & Co
Firm Registration No - 000681C
Chartered Accountants

Place : Dhanbad
Date : 24.05.2014

(M.C Midya)
Partner
M. No - 072352



BHARAT COKING COAL LIMITED
BALANCE SHEET AS AT 31.03.14

₹ in Crore

	Note	<u>As at 31.03.2014</u>	<u>As at 31.03.2013</u>
I. EQUITY AND LIABILITIES			
1. Shareholders' Fund			
(a) Share Capital	1	4,657.00	4,657.00
(b) Reserves & Surplus	2	(2,391.68)	(4,106.03)
(c) Money received against Share Warrants		-	550.97
2. Application money pending allotment		2,265.32	-
3. Non-Current Liabilities			
(a) Long Term Borrowing	3	-	-
(b) Deferred Tax Liability (Net)		-	-
(c) Other Long Term Liabilities	4	8.98	7.35
(d) Long Term Provisions	5	966.72	1,868.57
		975.70	1,875.92
4. Minority Interest			
5. Current Liabilities			
(a) Short Term Borrowing	6	509.79	1,098.70
(b) Trade Payables	7	50.57	82.72
(c) Other Current Liabilities	8	2,493.34	2,229.18
(d) Short Term Provisions	9	1,461.26	1,252.79
		4,514.96	4,663.39
Total		7,755.98	7,090.28
II. ASSETS			
1. Non-Current Assets			
(a) Fixed Assets			
i) Tangible Assets - Gross Block	10	4,216.66	4,055.99
Less : Depreciation & Impairment Provisions		2,928.74	2,797.83
Net Carrying Value		1,287.92	1,258.16
ii) Intangible Assets - Gross Block		545.55	542.81
Less : Depreciation & Impairment Provisions		485.88	442.22
Net Carrying Value		59.67	100.59
iii) Capital Work-in-Progress		430.16	179.33
iv) Intangible Assets under Development		107.69	47.77
(b) Non-Current Investment	11	13.85	27.71
(c) Deferred Tax Assets (Net)		-	-
(d) Long Term Loans & Advances	12	56.19	41.74
(e) Other Non-Current Assets	13	-	-
2. Current Assets			
(a) Current Investments	14	13.86	13.86
(b) Inventories	15	688.67	837.07
(c) Trade Receivables	16	1,570.15	1,372.05
(d) Cash & Bank Balance	17	2,341.36	2,394.13
(e) Short Term Loans & Advances	18	847.84	502.15
(f) Other Current Assets	19	338.62	315.72
		5,800.50	5,434.98
Total		7,755.98	7,090.28
Significant Accounting Policies	33		
Additional Notes on Accounts	34		

The Notes referred to above form an integral part of Balance Sheet

(B.K Parui) (A.K.Gangopadhyay) (Amitava Saha) (T.K.Lahiry)
Company Secretary Gen.Manager (F) Director(F) Chairman-cum-Managing Director

This is the Balance Sheet referred to in our Report of even date.

Place :Dhanbad
Date : 24.05.2014

For Anand Rungta & Co
Firm Registration No - 000681C
Chartered Accountants
(M.C Midya)
Partner
M. No - 072352

Place : Dhanbad
Date : 24.05.2014



BHARAT COKING COAL LIMITED
STATEMENT OF PROFIT & LOSS
For the year ended 31.03.2014

	Note	For the Year ended 31.03.14	For the Year ended 31.03.13
₹ in Crore			
INCOME			
Sale of Coal, Coke, etc		10112.56	10176.62
Less: Excise Duty		597.81	533.94
Other Levies		1226.76	1188.08
Revenue From Operations	20	8287.99	8,454.60
Other Income	21	1006.81	482.81
Total Revenue (I+II)		9294.80	8,937.41
EXPENSES			
Cost of Material Consumed	22	564.08	497.66
Purchase of Stock-in-trade			
Change in inventories of F/goods WIP & Stock in trade	23	138.25	189.74
Employee benefit expenses	24	4414.34	4,465.65
Power & Fuel		312.03	317.14
Welfare Expenses	25	17.39	33.38
Repairs	26	173.30	126.28
Contractual Expenses	27	815.27	747.08
Finance Costs	28	30.22	18.97
Depreciation/amortization/Impairment		261.14	209.98
Provisions	29	(108.45)	(62.14)
Write off	30	138.48	186.15
Overburden Removal Adjustment		(99.03)	(15.38)
Other Expenses	31	552.27	509.99
Total Expenses		7,209.29	7,224.50
Profit/(Loss) before Prior Period, exceptional and extraordinary items and tax(III-IV)		2,085.51	1,712.91
Prior Period Adjustment {Charges/(Income)}	32	(3.50)	3.85
Exceptional Items			
Profit/(Loss) before extraordinary items and tax(V-VI-VII)		2,089.01	1,709.06
Extraordinary Items {Charges/(Income)}		-	-
Profit/(Loss) before Tax (VIII-IX)		2,089.01	1,709.06
Less :Tax Expense			
- Current year		374.66	210.26
- Deferred Tax		-	-
- Earlier years		-	-
Profit/(Loss) for the Period from continuing operations(X-XI)		1,714.35	1,498.80
Profit/(Loss) from discontinuing operations			
Tax expenses for discontinuing operations			
Profit/(Loss) from discontinuing operations (after tax) (XIII-XIV)			
Profit/(Loss) for the Period (XII+XV)		1,714.35	1,498.80
Earnings per equity share ₹(Face Value of ₹ 1000/- per share)			
1) Basic		749.48	706.66
2) Diluted		749.48	706.66
Significant Accounting Policies	33		
Additional Notes on Accounts	34		

The Notes referred to above form an integral part of Statement of Profit & Loss .

(B.K Parui)
Company Secretary

(A.K.Gangopadhyay)
Gen.Manager(F)

(Amitava Saha)
Director(F)

(T.K.Lahiry)
Chairman-cum-Managing Director

This is the Statement of Profit & Loss referred to in our Report of even date.

Place :Dhanbad
Date : 24.05.2014

For Anand Rungta & Co
Firm Registration No - 000681C
Chartered Accountants

Place : Dhanbad
Date : 24.05.2014

(M.C Midya)
Partner
M. No - 072352



BHARAT COKING COAL LIMITED

Statement of Flow of Cash and Cash Equivalent (Under Indirect method)

For the Year ended 31.03.2014 and Year ended 31.03.2013

₹ in Crore

Details	31.03.2014		31.03.2013	
1.FUND FROM OPERATION :				
Net Profit(+)/Loss(-) before taxation & extra ordinary items:		2,089.01		1709.06
Adjustments for :				
(a) Depreciation , Miscellaneous Expenditure written off and OBR		161.86		194.60
(b) Provision against Capital WIP		1.61		0.43
(c) Interest		30.22		18.97
Operating Profit(+)/Loss(-) before Working Capital changes:		2282.70		1923.06
(d) Decrease(+)/ Increase(-) in Trade Receivables(Net)		(198.10)		(420.33)
(e) Decrease(+)/ Increase(-) in Short/Long Term Loan & Advances and Other Current & Non Current Assets		(383.04)		(401.81)
(f) Decrease(+)/ Increase(-) in Inventories		148.40		207.34
(g) Decrease(-)/ Increase(+) in Trade payables ,Short/Long Term Provisions & Other Current & Long Term Liabilities		(294.02)		(672.41)
Cash Generated from Operating Activities		1555.94		635.85
Income Tax Paid/Refund		433.66		210.26
Net Cash Flow from Operating Activities		1,122.28		425.59
2.CASH FLOW FROM INVESTING ACTIVITIES :				
(a) Purchase of Fixed assets/Adjustment		571.47		199.70
(b) Change in Non Current Investments		(13.86)		(13.85)
(c) Adjustment for sale / discard of assets		(9.38)		(6.31)
(d) Purchase of Fixed Deposits		(48.98)		650.16
Net Cash used in Investing Activities :		499.25		829.70
3.CASH FLOW FROM FINANCING ACTIVITIES :				
(a) Proceeds from Loan/ Current Account Balance with CIL		(593.75)		(1,443.17)
(b) Interest		(18.79)		(0.63)
(c) Increase in Sh.Capital & Decrease in CIL Loan(Net)		0.00		1456.00
Net Cash used in Financing Activities :		(612.54)		12.20
(I) Net Increase in Cash & Cash equivalents (1-2+3)		10.49		(391.91)
(II) Cash & Cash equivalents at the beginning of the period :				
a. Opening Cash & Cash Equivalent	124.92		483.81	
b. Opening Cash Credit Balance	(67.92)	57.00	(34.90)	448.91
(III) Cash & Cash equivalents at the end of the period :				
a. Closing Cash & Cash Equivalent	121.13		124.92	
b. Closing Cash Credit Balance	(53.64)	67.49	(67.92)	57.00
[III - II]		10.49		(391.91)

(B.K Parui)
Company Secretary(A.K.Gangopadhyay)
Gen.Manager(F)(Amitava Saha)
Director(F)(T.K.Lahiry)
Chairman Cum Managing DirectorFor Anand Rungta & Co
Firm Registration No - 000681C
Chartered Accountants(M.C Midya)
Partner
M. No - 072352



BHARAT COKING COAL LIMITED
NOTE TO BALANCE SHEET AS AT 31.03.2014

NOTE - 1

SHARE CAPITAL

₹ in Crore

	As at 31.03.14	As at 31.03.13
<u>Authorised</u>		
(i) 250,00,000 Equity Shares of ₹ 1000/- each	2,500.00	2500.00
(ii) 26000000, 5% Non Convertible Cumulative Redeemable Preference Shares of ₹ 1000/- each	2,600.00	2,600.00
	5,100.00	5,100.00
<u>Issued, Subscribed and Paid-up</u>		
(i) 20330126 Equity Shares of ₹ 1000/- each fully paid in cash	2,033.01	2,033.01
(ii) 849874 Equity Shares of ₹ 1000/- each allotted as fully paid up for consideration received other than cash	84.99	84.99
(iii) 25390000, 5% Non Convertible Cumulative Redeemable Preference Shares of ₹ 1000/- each allotted as fully paid up for consideration received other than cash	2,539.00	2,539.00
	4,657.00	4,657.00

Note: Shares in the company held by each shareholder holding more than 5% Shares

Name of Shareholder	Nature of Shares	No. of Shares Held (Face value of ₹ 1000 each)	% of Total Shares
Coal India Limited	Equity	21180000	100
Coal India Limited	Preference	25390000	100



BHARAT COKING COAL LIMITED
NOTE TO BALANCE SHEET AS AT 31.03.2014

NOTE - 2

RESERVES & SURPLUS

	As at 31.03.14	₹ in Crore As at 31.03.13
RESERVES :		
Capital Reserve		
As per last Balance Sheet	-	-
Add: Addition during the year	-	-
Less: Adjustment During the year	-	-
	-	-
Capital Redemption Reserve		
As per last Balance Sheet	-	-
Add: Addition during the year	-	-
Less: Adjustment During the year	-	-
	-	-
Reserve for Foreign Exchange Transactions		
As per last Balance Sheet	-	-
Add: Addition during the year	-	-
Less: Adjustment During the year	-	-
	-	-
CSR Reserve		
As per last Balance Sheet	-	-
Add: Addition during the year	-	-
Less: Transfer to General Reserve	-	-
	-	-
Sustainable Development Reserve		
As per last Balance Sheet	-	-
Add: Addition during the year	-	-
Less: Transfer to General Reserve	-	-
	-	-
General Reserve		
As per last Balance Sheet	-	-
Add: Transfer from Statement of Profit & Loss	-	-
Add:/ Less: Adjustment During the year	-	-
	-	-
Surplus in Profit & Loss Account		
As per last Balance Sheet	(4,106.03)	(5,604.83)
Profit/(Loss) after Tax	1,714.35	1,498.80
Profit/(Loss) available for Appropriation	(2,391.68)	(4,106.03)
<u>APPROPRIATION</u>		
Reserve for Foreign Exchange Transaction	-	-
Transfer to General Reserve	-	-
Transfer to CSR Reserve	-	-
Interim Dividend	-	-
Proposed Dividend on Equity Shares	-	-
Corporate Dividend Tax	-	-
	-	-
Miscellaneous Expenditure (to the extent not written off)		
Preliminary Expenses	-	-
Pre-Operational Expenses	-	-
Total :	(2,391.68)	(4,106.03)



BHARAT COKING COAL LIMITED
NOTE TO BALANCE SHEET AS AT 31.03.2014
NOTE - 3

LONG TERM BORROWING

	As at 31.03.14	₹ in Crore As at 31.03.13
Term Loan		
IBRD	-	-
JBIC	-	-
Export Development Corp., Canada		
Liebherr France S.A., France		
 Loan From Coal India Limited	 -	 -
 Total (A+B)	 -	 -

CLASSIFICATION 1

Secured	-	-
Unsecured	-	-

CLASSIFICATION 2**Loan taken under Guarantee**

Particulars of Loan	Amount in ₹ crores	Nature of Guarantee
Nil	Nil	Nil



BHARAT COKING COAL LIMITED
NOTE TO BALANCE SHEET AS AT 31.03.2014

NOTE - 4

OTHER LONG TERM LIABILITIES

	As at 31.03.14	₹ in Crore As at 31.03.13
Shifting & Rehabilitation Fund		
Opening Balance	-	-
Add: Interest from Investment of the fund	-	-
Add: Contribution Received	-	-
Less: Amount utilised	-	-
	-	-
 Trade Payable		
 Security Deposits	8.98	7.35
Others (Specify Nature)	-	-
 Total	8.98	7.35

Note: 1) Amount outstanding in foreign currency is to be disclosed.

2) *Any Deferred credit for more than 12 months on payment allowed directly by the supplier may be shown here.



BHARAT COKING COAL LIMITED
NOTE TO BALANCE SHEET AS AT 31.03.2014

NOTE - 5

LONG TERM PROVISIONS

	As at 31.03.14	₹ in Crore As at 31.03.13
For Employee Benefits		
- Gratuity	180.82	965.54
- Leave Encashment	417.61	394.85
- Other Employee Benefits	370.35	364.87
For Foreign Exchange Transactions (Marked to Market)	-	-
OBR Adjustment Account	(57.38)	41.64
Mines Closure	55.32	101.67
For Others	-	-
TOTAL	966.72	1,868.57



BHARAT COKING COAL LIMITED
NOTE TO BALANCE SHEET AS AT 31.03.2014

NOTE - 6

SHORT TERM BORROWING

	As at 31.03.14	₹ in Crore As at 31.03.13
Loan From Bank	-	-
Loans Repayable on Demand		
Balance with Coal India Limited & other	509.79	1,098.70
Overdraft against Pledge of Term Deposit	-	-
Other Loans and Advances		
Deferred Credits	-	-
Total :	509.79	1,098.70
CLASSIFICATION 1		
Secured	-	-
Unsecured	509.79	1,098.70

CLASSIFICATION 2

Loan taken under Guarantee

Particulars of Loan	Amount in ₹ crores	Nature of Guarantee
Nil	Nil	Nil

* The above balance with CIL and other subsidiaries of CIL as on 31.03.14 is interest free.



BHARAT COKING COAL LIMITED
NOTE TO BALANCE SHEET AS AT 31.03.2014

NOTE - 7

TRADE PAYABLES	₹ in Crore	
	<u>As at 31.03.14</u>	<u>As at 31.03.13</u>
Sundry Creditors For Revenue Stores	50.57	82.72
TOTAL	50.57	82.72



BHARAT COKING COAL LIMITED
NOTE TO BALANCE SHEET AS AT 31.03.2014

NOTE - 8

OTHER CURRENT LIABILITIES

	As at 31.03.14	₹ in Crore As at 31.03.13
Current Maturities of Long Term Borrowings		
Term Loan From IBRD	-	-
Term Loan From JBIC	-	-
Term Loan From Export Development Corp., Canada	-	-
Term Loan From Liebherr France S.A., France	-	-
Loan From Coal India Limited	-	-
Surplus Fund from Coal India	-	-
Current Account with Subsidiaries	-	-
For Capital (including Stores)	100.24	16.28
FOR EXPENSES :		
Salary Wages & Allowances	371.93	352.85
Power & Fuel	163.90	157.61
Others	383.73	379.22
	1,019.80	905.96
STATUTORY DUES :		
Sales Tax/VAT*	20.33	22.79
Provident Fund & Pension Fund	69.48	58.16
Central Excise Duty	18.37	25.33
Royalty & Cess on Coal	76.80	26.18
Stowing Excise Duty	10.05	9.68
Clean Energy Cess	29.91	28.49
Other Statutory Levies	306.24	255.13
	531.18	425.76
Income Tax Deducted at Source	25.97	26.52
Security Deposit	83.41	63.82
Earnest Money	43.29	39.39
Advance Deposit from Customers & Others	432.79	494.93
Interest Accrued and due on Borrowings	-	-
Interest Accrued but not due on Borrowings	-	-
Cess Equilisation Account	-	-
Liability for CISPA	0.78	-
Current Account with IICM	-	-
Ex-Owner Account	-	-
Unpaid Dividend	-	-
Advance Deposit other Pre-Nationalisation	-	-
Others Liabilities	356.12	272.80
TOTAL	2,493.34	2,229.18

Note: a) * Net of receivable and payable.

1. Bazaar tax is being collected on sale of coal/coke etc. vide Gazette Notification No.34 dated 18th Jan'2006 but the same has not been deposited to the appropriate authority as the matter is subjudice at Jharkhand High Court under case no.6507 of 2006. The accumulated liability as on 31.03.2014 is ₹ 294.46 Crore.



BHARAT COKING COAL LIMITED
NOTE TO BALANCE SHEET AS AT 31.03.2014

NOTE - 9

SHORT TERM PROVISIONS

	As at 31.03.14	₹ in Crore As at 31.03.13
For Employee Benefits		
- Gratuity	346.70	399.59
- Leave Encashment	95.55	92.54
- PPLB	190.57	155.96
- PRP	397.86	328.76
- Other Employee Benefits	-	-
For Proposed Dividend	-	-
For Corporate Dividend Tax	-	-
Provision for Income Tax	374.66	210.26
Less: Advance Income Tax/TDS		
4% Post Superannuation Medical Benefit	-	-
For Excise Duty on Closing Stock of Coal	55.92	65.68
For Others	-	-
TOTAL	1,461.26	1,252.79



BHARAT COKING COAL LIMITED
NOTE TO BALANCE SHEET AS AT 31.03.14

NOTE - 10
FIXED ASSETS AND CAPITAL WORK IN PROGRESS

₹ in Crore

PARTICULARS	FIXED ASSET & CWIP-GR.BLOCK		PROV FOR DEPRECIATION & CWIP		IMPAIRMENT/LOSS		NET BLOCK		NET BLOCK	
	AS ON 01.04.13	ADDITION Adj/Sale/ Transfer	AS ON 01.04.13	ADDITION Adj/Sale/ Transfer	AS ON 01.04.13	ADDITION Adj/Sale/ Transfer	AS ON 31.03.14	TOT ON 31.03.14	AS ON 31.03.14	AS ON 31.03.13
FIXED ASSETS :										
TANGIBLE ASSETS										
Land:Freehold	56.51	7.40	0.00	0.00	0.00	0.00	0.00	0.00	63.83	56.51
Leasehold	2.89	0.00	1.26	0.19	0.00	0.00	0.00	0.00	1.44	1.63
Building/Water Supply/Rd.& Culverts	474.07	4.57	203.70	9.61	0.23	213.54	1.13	0.00	265.68	269.24
Plant & Equipments	3101.26	240.84	2184.91	177.81	-86.47	2276.25	72.65	0.00	894.63	843.70
Telecommunication	8.21	0.22	7.32	0.31	0.00	7.63	0.00	0.00	0.80	0.89
Railway Siding	46.75	2.71	35.36	1.31	0.36	37.03	0.00	0.00	10.79	11.39
Fur.& Fit./Off. Tool&Equip/FF/Fire arms	34.77	1.06	27.90	1.06	-0.06	28.90	2.60	0.00	4.27	4.27
Vehicle	44.73	0.00	35.85	1.22	-0.39	36.68	0.01	0.00	5.70	8.87
Aircraft	0.00	0.00	0.00	0.00	0.00	0.00	0.00	0.00	0.00	0.00
Development	275.34	4.80	177.24	4.54	0.01	181.79	37.32	21.18	39.90	60.78
Assets Taken on Nationalisation	11.46	0.00	10.58	0.00	0.00	10.58	0.00	0.00	0.88	0.88
TOTAL	4055.99	261.60	2684.12	196.05	-86.32	2793.85	113.71	21.18	1287.92	1258.16
PREVIOUS YR.(TANGIBLE ASSETS)	4026.10	137.48	2596.05	190.35	-102.28	2684.12	107.71	6.00	1258.16	
INTANGIBLE ASSETS:Comp. Software										
Development	0.00	0.00	0.00	0.00	0.00	0.00	0.00	0.00	0.00	0.00
Prospecting & Boring	520.17	2.74	336.48	8.11	0.00	344.59	84.23	35.41	58.68	99.46
	22.64	0.00	20.86	0.16	0.00	21.02	0.65	-0.02	0.99	1.13
TOTAL	542.81	2.74	357.34	8.27	0.00	365.61	84.88	35.39	59.67	100.59
PREVIOUS YR.(INTANGIBLE ASSETS)	542.19	0.62	344.50	12.84	0.00	357.34	84.09	0.79	100.59	
CAPITAL WORK IN PROGRESS :										
TANGIBLE:Bldg/Wat. Supply/Rd.&Culv.	18.20	11.11	2.04	0.24	-0.23	2.05	0.00	0.00	22.63	16.16
Plant & Equipments	128.69	478.87	27.07	1.19	-3.47	24.79	0.05	0.00	341.92	101.57
Railway Siding	0.78	3.54	0.66	0.01	-0.39	0.28	0.00	0.00	1.33	0.12
Development	30.08	5.96	0.75	0.17	-0.01	0.91	0.00	0.00	30.28	29.33
Others	0.00	0.00	0.00	0.00	0.00	0.00	0.00	0.00	0.00	0.00
TOTAL	177.75	499.48	30.52	1.61	-4.10	28.03	0.05	0.00	396.16	147.18
PREVIOUS YR.(TANGIBLE CWIP)	165.27	277.38	30.09	0.43	0.00	30.52	0.05	0.00	147.18	
SURVEYED OFF ASSETS										
PREVIOUS YEAR	28.71	5.07	32.15						34.00	32.15
Grand Total CWIP(Tangible)	209.90	503.97	458.24	1.61	-4.10	28.03	0.05	0.00	430.16	179.33
Grand Total CWIP(Tangible)Pv. Year	193.98	282.45	209.90	0.43	0.00	30.52	0.05	0.00	179.33	0.00
INTANGIBLE:Development										
Prospect.& Boring	54.71	60.64	1.29	0.00	0.00	1.29	5.65	0.00	107.69	47.77
	0.00	0.00	0.00	0.00	0.00	0.00	0.00	0.00	0.00	0.00
TOTAL	54.71	60.64	1.29	0.00	0.00	1.29	5.65	0.00	107.69	47.77
PREVIOUS YR.(INTANGIBLE CWIP)	10.03	49.12	1.29	0.00	0.00	1.29	5.65	0.00	47.77	



1. TRANSFER AND ACQUISITION:

Assets and Liabilities acquired on Nationalization of Coal Mines as well as taking over of Coal Mines Labour Welfare Organization including Central Hospital and four other Hospitals, Mines Rescue Stations of Govt. of India, four Washeries of SAIL, erstwhile Coal Board and Central Jharia Projects have been transferred to the Company by the Govt. of India. The question of mutation of land acquired under Coal Mines (Nationalization) Act 1972 as well as Coal Bearing Areas (Acquisition & Development) Act 1957, does not arise in law, as its right, title and interest remains vested absolutely in the Central Government, which is, on transfer, exercised by BCCL, a Government Company.

2. FIXED ASSETS:

- a) 526 acres of land owned by the Company are critically encroached area.
- b) Balance of Free hold land in the books of Pay office is under reconciliation with land records.
- c) Assets transferred to and taken over by the Company in respect of Mines Rescue Station and Coal Mines Labour Welfare Organization have not been accounted for as no Book Value, was made available to the Company on transfer of the said Units.

d) Assets taken over on Nationalization :-

₹ 11.46 Cr. is gross value of Assets including land valuing ₹ 0.88 Cr. (quantitative and value wise details of which are not available) taken over by the Company in respect of entities covered under Coal Mines Nationalization Act, 1971, on which depreciation has been fully provided for in the Account except land.

d) Surveyed off Assets:-

Surveyed off Assets in Stores have been shown in Fixed Assets schedule at Net Book Value as item wise Net Realizable Value could not be determined.

3. CAPITAL WORK-IN-PROGRESS

"Prospecting & Boring" and also Development shown under Capital Work-in-Progress mostly relates to jobs awaiting completion.

Provision has been made on Plant & Equipment which have not been put to use for more than three years and on incomplete civil jobs lying in capital work-in-progress for more than four years at the rates of depreciation which would have been otherwise applicable to such items.

"A" type Miners' Quarters at Bhimkanali Township including Noonudih & Bhuli valuing ₹ 5.21 Crore are being occupied and are in use but due to arbitration /Litigation this could not be capitalised. However necessary provision at the rate of depreciation is being considered in the Accounts. Accumulated provision as on 31.03.2014 is ₹ 1.28 Crore.



BHARAT COKING COAL LIMITED
NOTE TO BALANCE SHEET AS AT 31.03.2014

NOTE- 11

NON - CURRENT INVESTMENTS - Unquoted at Cost

	Number of shares/bonds/ securities current yr/(previous	Face value per shares/bonds/ security current yr	₹ in Crore	
			As at 31.03.14	As at 31.03.13

TRADE

8.5% Tax Free Special Bonds (Fully Paid up) :

(on securitisation of Sundry Debtors)

Major State-wise Break-up

UP	2/(4)	69,280,000	13.85	27.71
Haryana	-	-	-	-
Maharashtra	-	-	-	-
Madhya Pradesh	-	-	-	-
Gujarat	-	-	-	-
West Bengal	-	-	-	-
Others	-	-	-	-
Equity Shares in Joint Venture Companies (with name of joint ventures)	-	-	-	-
Equity Shares in Subsidiaries Companies (with name of Subsidiaries)	-	-	-	-
Others (in Co-operative Shares)	-	-	-	-

NON TRADE

7.55% Non Convertible IRFC TAX Free Bonds 2021 Series

Total :	2/(4)	69,280,000.00	13.85	27.71
Agregate of Quoted Investment			-	-
Agregate of Unquoted Investment			13.85	27.71
Market Value of Quoted Investment			-	-
Market Value of Unquoted Investment			-	-
Provision made for diminution in the value of Investment			-	-

Note: The Current maturities of Non Current Investments is to be shown in Current Investments.



BHARAT COKING COAL LIMITED
NOTE TO BALANCE SHEET AS AT 31.03.2014

NOTE- 12

LONG TERM LOANS & ADVANCES	As at	₹ in Crore
	31.03.14	As at 31.03.13
ADVANCES		
For Capital : Secured Considered Good	5.63	-
Unsecured Considered Good	36.54	24.97
Doubtful		4.51
	<u>42.17</u>	<u>29.48</u>
Less : Provision for Doubtful Loans and Advances		4.51
	<u>42.17</u>	<u>24.97</u>
For Revenue : Secured Considered Good		
Unsecured Considered Good		
Doubtful		
	<u>-</u>	<u>-</u>
Less : Provision for Doubtful Loans and Advances		
	<u>-</u>	<u>-</u>
Security Deposits: Secured Considered Good		
Unsecured Considered Good		
Doubtful		
	<u>-</u>	<u>-</u>
Less : Provision for Doubtful Loans and Advances		
	<u>-</u>	<u>-</u>
Deposit for P&T, Electricity etc.: Secured Considered Good		
Unsecured Considered Good	12.62	14.98
Doubtful	0.53	1.72
	<u>13.15</u>	<u>16.70</u>
Less : Provision for Doubtful Loans and Advances	0.53	1.72
	<u>12.62</u>	<u>14.98</u>
LOAN TO EMPLOYEES & OTHERS		
* For House Building: Secured Considered Good	1.35	1.72
Unsecured Considered Good		
Doubtful		
	<u>1.35</u>	<u>1.72</u>
*For Motor Car & Oth.Conveyance:Secured Considered Good	0.05	0.07
Unsecured Considered Good		
Doubtful		
	<u>0.05</u>	<u>0.07</u>
For Others: Secured Considered Good		
Unsecured Considered Good		
Doubtful		
	<u>-</u>	<u>-</u>
Less : Provision for Doubtful Loans and Advances		
	<u>-</u>	<u>-</u>
Loan To Subsidiaries: Secured Considered Good		
Unsecured Considered Good		
Doubtful		
	<u>-</u>	<u>-</u>
TOTAL	<u>56.19</u>	<u>41.74</u>

Note

	CLOSING BALANCE		MAXIMUM AMT. DUE AT ANY TIME DURING	
	CURRENT PERIOD	PREVIOUS PERIOD	CURRENT PERIOD	PREVIOUS PERIOD
Due by the Co. under same management(With name of the Co.)	Nil	Nil	Nil	Nil
Due by the parties in which the Director(s) of Co.is /are interested	Nil	Nil	Nil	Nil

* This Loan includes interest accrued thereon.



BHARAT COKING COAL LIMITED
NOTE TO BALANCE SHEET AS AT 31.03.2014

NOTE-13

OTHER NON-CURRENT ASSETS

	As at 31.03.14	₹ in Crore As at 31.03.13
Long Term Trade Receivable		
- Secured considered goods	-	-
- Unsecured considered goods	-	-
- Doubtful	-	-
	<hr/>	<hr/>
Less Provision for bad and doubtful trade receivables	-	-
	<hr/>	<hr/>
Exploratory Drilling Work		
- Secured considered goods	-	-
- Unsecured considered goods	-	-
- Doubtful	-	-
	<hr/>	<hr/>
Less Provision for bad and doubtful E&D Works	-	-
	<hr/>	<hr/>
Other Receivables		
- Secured considered goods	-	-
- Unsecured considered goods	-	-
- Doubtful	-	-
	<hr/>	<hr/>
Less Provision for bad and doubtful Receivables	-	-
	<hr/>	<hr/>
TOTAL	-	-

Note

	CLOSING BALANCE		MAXIMUM AMOUNT DUE AT ANY TIME DURING	
	CURRENT PERIOD	PREVIOUS PERIOD	CURRENT PERIOD	PREVIOUS PERIOD
Due by the Companies under the same management(With name of the Companies)	Nil	Nil	Nil	Nil
Due by the parties in which the Director(s) of company is /are interested	Nil	Nil	Nil	Nil



BHARAT COKING COAL LIMITED
NOTE TO BALANCE SHEET AS AT 31.03.2014

NOTE-14

CURRENT INVESTMENTS - Unquoted at Cost

			₹ in Crore		
	Number of shares/bonds/s ecurities current yr/(previous yr)	Face value per shares/bonds/sec urity current yr/(previous yr)	Mkt Value/ NAV per shares/bonds /security cur.yr./pv yr	As at 31.03.14	As at 31.03.13
NON-TRADE					
Mutual Fund Investment (with name of mutual fund)	-	-		-	-
7.55% Non Convertible IRFC Tax Free Bonds 2021 Series					
TRADE					
<u>8.5% Tax Free Special Bonds (Fully Paid up) :</u> (on securitisation of Sundry Debtors)					
<u>Major State-wise Break-up</u>	2 / (2)	69,280,000		13.86	13.86
Total :	2 / (2)	69,280,000		13.86	13.86
Agregate of Quoted Investment				-	-
Agregate of Unquoted Investment				13.86	13.86
Market Value of Quoted Investment				-	-
Market Value of Unquoted Investment				-	-
Provision made for diminution in the value of Investment				-	

Note: The Current maturities of Non Current Investments is to be shown in Current Investments.



BHARAT COKING COAL LIMITED
NOTE TO BALANCE SHEET AS AT 31.03.2014

NOTE-15

INVENTORIES

(Valuation as per Accounting Policy No. 6.0)

	As at 31.03.14	₹ in Crore As at 31.03.13
Stock of Coal/Coke	1048.86	1,183.75
Coal Under Development	-	-
	<u>1,048.86</u>	<u>1,183.75</u>
Less : Provision	430.11	426.70
A Stock of Coal/Coke (Net)	618.75	757.05
Stock of Stores & Spare Parts (at cost)	116.52	122.38
Stores -in -transit	2.18	2.61
Less : Provision	55.02	50.97
B Net Stock of Stores & Spare Parts (at cost)	63.68	74.02
Workshop Jobs :		
Work-in-progress and Finished Goods	5.83	5.78
Less : Provision	-	-
C Net Stock of Workshop Jobs	5.83	5.78
D Press :		
Work-in-Progress and Finished Goods		
E Stock of Medicine at Central Hospital	0.41	0.22
F Prospecting & Boring/ Development Exp./Coal Blocks meant for Sale	-	-
Total (A to F)	688.67	837.07

1. Coal Stock as on 31.03.2014 has been valued at Net Realisable Value or Cost whichever is lower.

2. The apparent net shortage/surplus of Coal, coke etc. found on physical verification beyond +/- 5% compared to book stock are disclosed here under (Ref Accounting Policy point no. 6)

Product	Quantity (lakh tonne)	Value ₹ in Crore
Washery product (surplus)	0.00134	0.02

The above washery product relates to Middling of Moonidih Washery.



BHARAT COKING COAL LIMITED

ANNEXURE TO NOTE - 15

Table:A

Reconciliation of closing stock of Raw Coal adopted in Account with Book stock as at 31.03.14

₹ in Crore

(Qty.in lakh Tonne)

	OVERALL STOCK		NON-VENDABLE STOCK		VENDABLE STOCK	
	Qty.	Value	Qty.	Value	Qty.	Value
1.(A) Opening Stock as on 01.04.13	67.82	571.92	15.74	0.00	52.08	571.92
(B) Adjustment in Opening Stock	-	-	-	-		
2. Production	326.14	8,011.68	-	-	326.14	8011.68
3. Sub-Total (1+2)	393.96	8,583.60	15.74	-	378.22	8,583.60
4. Off- Take :						
(A) Outside Despatch	317.56	7,388.83	-	-	317.56	7388.83
(B) Coal feed to Washeries	23.74	737.24	-	-	23.74	737.24
(C) Own Consumption	0.70	22.68	-	-	.70	22.68
Sub-Total (4)	342.00	8,148.75	-	-	342.00	8,148.75
5. Derived Stock (3-4)	51.96	434.85	15.74	-	36.22	434.85
6. Measured Stock	50.97	423.23	15.74	-	35.23	423.23
7. Difference (5-6)	0.99	11.62	0.00	-	0.99	11.62
8. Break-up of Difference:						
(A) Excess within 5%	-	0.05	-	-	0.00	0.05
(B) Shortage within 5%	0.99	11.67	-	-	0.99	11.67
(C) Excess beyond 5%	-	-	-	-		
(D) Shortage beyond 5%	-	-	-	-		
9. Closing stock adopted in A/c.(6-8A+8B)	51.96	434.85	15.74	-	36.22	434.85



BHARAT COKING COAL LIMITED
NOTE TO BALANCE SHEET AS AT 31.03.2014

NOTE - 16

TRADE RECEIVABLE

	As at 31.03.14	₹ in Crore As at 31.03.13
Debts outstanding for a period exceeding six months from the due date		
Secured Considered Good	-	-
Unsecured Considered Good	575.14	256.50
Doubtful	410.58	423.88
	985.72	680.38
Less : Provision for bad & doubtful debts	410.58	423.88
	575.14	256.50
Other Debts		
Secured Considered Good	134.22	24.08
Unsecured Considered Good	860.79	1,091.47
Doubtful	110.69	138.38
	1,105.70	1,253.93
Less : Provision for bad & doubtful debts	110.69	138.38
	995.01	1,115.55
Total	1,570.15	1,372.05

Note

	CLOSING BALANCE		MAXIMUM AMOUNT DUE AT ANY TIME DURING	
	CURRENT PERIOD	PREVIOUS PERIOD	CURRENT PERIOD	
Due by the Companies under the same management(With name of the Companies)	Nil	Nil	Nil	Nil
Due by the parties in which the Director(s) of company is /are interested	Nil	Nil	Nil	Nil



BHARAT COKING COAL LIMITED
NOTE TO BALANCE SHEET AS AT 31.03.2014

NOTE - 17

CASH & BANK BALANCES

	As at 31.03.14	₹ in Crore As at 31.03.13
Cash & Cash Equivalents		
Balances with Scheduled Banks		
- SBI Dividend Account(unpaid/unclaimed Dividend Account)		-
- In Deposit Accounts with maturity upto 3 months		-
- In Current Accounts	120.70	124.40
- In Cash credit Accounts		
Balances with Non - Scheduled Banks		
In Account with Banks outside India		
Remittance - in transit	-	0.07
Cheques, Drafts ,Stamps on hand		
Cash on hand	0.43	0.45
Deposit with Scheduled Banks under Shifting and Rehabilitation Fund Scheme with maturity upto 3 months	-	-
Other Bank Balances		
Balances with Scheduled Banks		
- In Deposit Accounts with maturity more than 3 months	2164.91	2269.21
Deposit with Scheduled Banks under Shifting and Rehabilitation Fund Scheme with maturity more than 3 months	-	-
Deposit with Scheduled Banks under Mine Closure Plan Scheme	55.32	-
	-	-
Total	2,341.36	2,394.13
Maximum amount outstanding with Banks other than Scheduled Banks at any time during the year	Nil	Nil

Note:

1. Deposit Account includes Fixed Deposit of ₹1.16 Crore pledged with Bank as margin money for Bank guarantee.
2. Deposit Account includes Fixed Deposit of ₹111.12 crore pledged with SBI Dhanbad for availing overdraft facility of ₹100 crore.
3. An amount of ₹1.50 Cr. was realised from the explosive suppliers for the period from 01.03.2006 to 30.06.2006 on account of price differences and the same has been kept under the head "Cash & Bank Balance" in Note No. 17. In light of the decision given by the Hon'ble High Court, Kolkata, the amount was deposited as Fixed Deposit with IDBI Bank, Dhanbad Branch @ 7.25% p.a. After the maturity of the said deposit, the maturity amount of ₹1.73 Cr. has been reinvested on 31.10.2011 in 9.60% interest bearing FD with Andhra Bank, Dhanbad and again after maturity on 30.10.2013 the maturity value amounting to ₹2.10 Cr. has been reinvested on 01.11.2013 in 9.10% interest bearing FD with Andhra Bank. The difference between accrued interest @ 7.25% p.a. ,@ 9.60% and @9.10% respectively on Fixed Deposit and interest @ 12% p.a. which might be payable as per High Court order amounting to ₹ 0.53 Cr. has been considered as contingent liability upto 31.03.2014.



BHARAT COKING COAL LIMITED
NOTE TO BALANCE SHEET AS AT 31.03.2014

NOTE - 18**SHORT TERM LOANS & ADVANCES**

	As at 31.03.14	₹ in Crore As at 31.03.13
LOANS		
ADVANCE (Recoverable in cash or in kind or for value to be received)		
ADVANCE TO SUPPLIERS		
For Revenue : Secured Considered Good		
Unsecured Considered Good	10.29	27.35
Doubtful	0.25	16.61
	<u>10.54</u>	<u>43.96</u>
Less : Provision for Doubtful Advances	0.25	16.61
	10.29	27.35
ADV PAYMENT OF STATUTORY DUES		
SalesTax : Secured Considered Good		
Unsecured Considered Good	99.09	65.95
Doubtful		0.02
	<u>99.09</u>	<u>65.97</u>
Less : Provision for Doubtful Advances		0.02
	99.09	65.95
Advance Income Tax / Tax Deducted at Source	485.24	252.83
Less : Provision for Doubtful Advances		
	485.24	252.83
Others : Secured Considered Good		
Unsecured Considered Good	8.55	0.51
Doubtful		0.58
	<u>8.55</u>	<u>1.09</u>
Less : Provision for Doubtful Advances		0.58
	8.55	0.51
Advance to Employees : Secured Considered Good		
Unsecured Considered Good	112.16	115.52
Doubtful	0.10	0.34
	<u>112.26</u>	<u>115.86</u>
Less : Provision for Doubtful Advances	0.10	0.34
	112.16	115.52
Current Acct with CIL other Subsidiaries of CIL		
Loan Account with Subsidiaries : Secured Considered Good		
Unsecured Considered Good		
Doubtful		
	<u>-</u>	<u>-</u>
Less : Provision for Doubtful Loans		
	-	-
Claims Receivables : Secured Considered Good		
Unsecured Considered Good	132.26	39.05
Doubtful		3.82
	<u>132.26</u>	<u>42.87</u>
Less : Provision for Doubtful Advances		3.82
	132.26	39.05
Prepaid Expenses	0.25	0.94
TOTAL	847.84	502.15

Note

	CLOSING BALANCE		MAXIMUM AMOUNT DUE AT ANY TIME	
	CURRENT PERIOD	PREVIOUS PERIOD	CURRENT PERIOD	PREVIOUS PERIOD
Due by the Companies under the same management(With name of the Companies)				
Eastern Coalfields Ltd.	-	-	0.19	0.28
Central Coalfields Ltd.	-	-	0.39	0.27
Western Coal fields Ltd.	-	-	0.16	0.22
South Eastern Coal fields Ltd.	-	-	0.26	0.28
Mahanadi Coalfields Ltd.	-	-	0.16	0.16
CMPDI Ltd.	-	-	2.70	0.33
Northern Coalfields Ltd.	-	-	0.11	0.11
Due by the parties in which the Director(s) of Co. is/are interested	-	-	-	-

1. Loans & Advances include ₹ 99.09 Crore paid towards Advance Sales Tax and also the stayal amount against cases under appeal.



BHARAT COKING COAL LIMITED
NOTE TO BALANCE SHEET AS AT 31.03.2014

NOTE -19

OTHER CURRENT ASSETS

	As at 31.03.14	₹ in Crore As at 31.03.13
Interest Accrued		
- Investment	1.47	2.06
- Deposit with Banks	96.31	104.86
- Others	-	-
Ex Owner's Account	1.84	1.85
Other Advances	221.97	128.02
Less: Provision		0.01
	221.97	128.01
DEPOSITS		
Deposit for Customs Duty, Port Charges etc.		-
Deposit with Coal India Limited	-	-
Deposit for Royalty, Cess & Sales Tax	3.85	3.26
Less: Provision		-
	3.85	3.26
Others(CED)	13.18	74.39
Less: Provision		0.05
	13.18	74.34
Amount Receivable from Govt of India for transactions on behalf of Ex-Coal Board	-	-
Less: Provision	-	-
	-	-
Other Receivables		1.34
Less: Provision	-	-
	-	1.34
TOTAL	338.62	315.72

1. Other Advances include ₹ 45.00 crore paid to B.S.E.B under protest during the Financial year 1998-99.



BHARAT COKING COAL LIMITED

NOTE TO STATEMENT OF PROFIT & LOSS FOR THE YEAR ENDED 31.03.14

NOTE - 20**Revenue From Operations**

₹ in Crore

	For the Year ended 31.03.14	For the Year ended 31.03.13
Sale of Coal, Coke etc.	10112.56	10,176.62
Less : Excise Duty	597.81	533.94
Less : Levies		
Royalty	640.76	642.11
Cess on Coal	49.42	2.35
Stowing Excise Duty	31.76	30.09
Central Sales Tax	145.80	149.86
Clean Energy Cess	158.78	150.43
State Sales Tax/VAT	143.90	152.00
Other Levies	56.34	61.24
TOTAL LEVIES	1,824.57	1,722.02
Revenue From Operations (NET SALES)	8,287.99	8,454.60

1. Sale amount appears after netting off actual deductions by the consumers on account of grade slippage etc.

*Note: Sales will include incentive from Customers.



BHARAT COKING COAL LIMITED

NOTE TO STATEMENT OF PROFIT & LOSS FOR THE YEAR ENDED 31.03.14

NOTE - 21**OTHER INCOME**

	For the Year ended 31.03.14	₹ in Crore For the Year ended 31.03.13
<u>Income From Long Term Investments</u>		
Dividend from Joint Ventures	-	-
Dividend from Subsidiaries		
Interest from: Govt. Securities(8.5% Tax Free Special Bonds) (Trade)	2.06	3.24
7.55% Non Convertible IRFC Tax Free Bonds 2021 Series (Non-Trade)		
<u>Income From Current Investments</u>		
Dividend from Mutual Fund Investments	-	-
Interest from: Govt. Securities(8.5% Tax Free Special Bonds) (Trade)	1.18	1.18
7.55% Non Convertible IRFC Tax Free Bonds 2021 Series (Non-Trade)		
	-	-
<u>Income From Others</u>		
Interest (Gross)		
From Deposit with Banks	223.46	231.97
From Loans and Advances to Employees	0.05	0.07
From Income Tax Refunds	3.85	-
From Coal India	-	-
Others	1.15	-
Apex Charges	-	-
Subsidy for Sand Stowing & Protective Works	3.86	4.86
Profit on Sale of Assets	0.01	0.30
Recovery of Transportation & Loading Cost	183.46	154.49
Gain on Foreign exchange Transactions	-	-
Exchange Rate Variance	-	-
Central Excise Duty	14.19	25.85
Lease Rent	6.93	7.50
Liability Write Back	519.66	17.76
Guarantee Fees from Subsidiaries	-	-
Other non-operating Income	46.95	35.59
TOTAL	1,006.81	482.81



BHARAT COKING COAL LIMITED

NOTE TO STATEMENT OF PROFIT & LOSS FOR THE YEAR ENDED 31.03.14

NOTE - 22

₹ in Crore

COST OF MATERIAL CONSUMED

	For the Year ended 31.03.14	For the Year ended 31.03.13
Explosives	143.01	146.79
Timber	7.83	11.23
P O L	256.40	185.30
HEMM Spares	74.17	78.83
Other Consumable Stores & Spares	82.67	75.51
TOTAL	564.08	497.66



BHARAT COKING COAL LIMITED

NOTE TO STATEMENT OF PROFIT & LOSS FOR THE YEAR ENDED 31.03.14

NOTE - 23**CHANGE IN INVENTORIES OF FINISHED GOODS, WORK IN PROGRESS AND STOCK IN TRADE**

₹ in Crore

	<u>For the Year ended 31.03.14</u>	<u>For the Year ended 31.03.13</u>
Closing Stock of Coal / Coke	1048.86	1,183.75
Less: Deterioration of Coal/Coke	430.11	426.70
Total (1)	618.75	757.05
Opening Stock of Coal/Coke	1183.75	1,377.86
Add: Adjustment of Opening Stock		
Less: Deterioration of Coal/Coke	426.70	431.07
Total (2)	757.05	946.79
A) Change in Inventory of Closing Stock (2-1)	138.30	189.74
Cl. Stock of Workshop made F/goods and WIP	5.83	-
Less: Provision	-	-
Total (3)	5.83	-
Opening Stock of Workshop made finished goods & WIP	5.78	-
Less: Provision	-	-
Total (4)	5.78	-
B) Change in Inventory of Closing Stock of workshop (4-3)	(0.05)	-
Press Closing Job		
i) Finished Goods	-	-
ii) Work in Progress	-	-
Total (5)		
Less: Press Opening Job		
i) Finished Goods	-	-
ii) Work in Progress	-	-
Total (6)		
C) Change in Inventory of Closing Stock of Press Job made finished goods and WIP(6-5)	-	-
Change in Inventory of Stock in Trade (A+B+C)	138.25	189.74



BHARAT COKING COAL LIMITED
NOTE TO STATEMENT OF PROFIT & LOSS FOR THE YEAR ENDED 31.03.14

NOTE - 24

EMPLOYEE BENEFIT EXPENSES

₹ in Crore

	For the Year ended 31.03.14	For the Year ended 31.03.13
Salary, Wages, Allowances ,Bonus & Benefits	3271.73	3,006.42
Exgratia	206.95	182.24
PRP	69.10	69.01
Contribution to P.F. & Other Funds	380.72	361.60
Gratuity	115.36	344.63
Leave Encashment	112.76	182.36
VRS	-	-
Workman Compensation	2.82	2.01
Medical Expenses	28.22	100.13
Grants to Schools & Institutions	2.29	2.23
Sports & Recreation	1.25	0.34
Canteen & Creche	0.38	0.26
Power - Township	115.01	105.54
Hire Charges of Bus, Ambulance etc.	5.68	4.38
Other Employee Benefits	102.07	104.50
TOTAL	4,414.34	4,465.65



BHARAT COKING COAL LIMITED

NOTE TO STATEMENT OF PROFIT & LOSS FOR THE YEAR ENDED 31.03.14

NOTE - 25

WELFARE EXPENSES	₹ in Crore	
	For the Year ended 31.03.14	For the Year ended 31.03.13
Medical Exp. for retired Employees	(3.51)	32.62
CSR Expenses	20.00	-
Sustainable Development Expenses	-	-
Environmental Expenses	0.89	0.73
Tree Plantation	0.01	0.03
Other Welfare Expenses		-
TOTAL	17.39	33.38

1. As per CIL CSR Policy, CIL is allocating 2.5% of retained profit of last year of CIL for execution of CSR activities in the State which is not covered by Subsidiary Company and also for supporting loss making Company. BCCL is still having accumulated loss although it has earned profit during the current Financial year and for this reason it is not permitted to create any CSR Reserve. In the current financial year BCCL has incurred CSR expenditure to the tune of ₹27.80 Cr. Out of which an amount of ₹7.80 Cr. has been transferred to CIL. Balance amount of ₹20 Cr., paid by BCCL to Chief Minister Relief Fund, Govt. of Uttarakhand for the relief & rehabilitation of flood Victims has been shown as CSR expenditure in the Books of BCCL as a special case as advised by CIL vide letter no CIL/C-3(A)/CSR/666 dated 02.01.2014.

2. Actuarial PRMB provision i.r.o retired executives as on 31.03.14	33.26
Actuarial PRMB provision i.r.o retired executives as on 31.03.13	36.96
Decremental Actuarial PRMB provision i.r.o retired executives	(3.70)
Reimbursement to retired executives	0.58
Deposit from retired executives	(0.39)
	0.19
Medical Exp. for retired Employees	(3.51)



BHARAT COKING COAL LIMITED
NOTE TO STATEMENT OF PROFIT & LOSS FOR THE YEAR ENDED 31.03.14

NOTE - 26

REPAIRS	₹ in Crore	
	<u>For the Year ended 31.03.14</u>	<u>For the Year ended 31.03.13</u>
Building	35.27	29.22
Plant & Machinery	135.13	94.19
Others	2.90	2.87
TOTAL	173.30	126.28



BHARAT COKING COAL LIMITED

NOTE TO STATEMENT OF PROFIT & LOSS FOR THE YEAR ENDED 31.03.14

NOTE - 27

CONTRACTUAL EXPENSES	₹ in Crore	
	<u>For the Year ended 31.03.14</u>	<u>For the Year ended 31.03.13</u>
Transportation Charges :		
- Sand	1.54	7.59
- Coal & Coke	130.25	105.65
- Stores & Others etc.	-	-
Wagon Loading	19.83	17.80
Hiring of P&M	634.63	589.02
Other Contractual Work	29.02	27.02
TOTAL	815.27	747.08



BHARAT COKING COAL LIMITED

NOTE TO STATEMENT OF PROFIT & LOSS FOR THE YEAR ENDED 31.03.14

NOTE - 28

₹ in Crore

FINANCE COSTS	For the Year ended 31.03.14	For the Year ended 31.03.13
(A) INTEREST		
Deferred Payments	-	-
Bank Overdraft / Cash Credit	-	-
Interest on IBRD & JBIC Loan	-	-
CIL Fund Loan Interest	11.43	18.34
Interest to Subsidiaries	-	-
Others	18.79	0.63
TOTAL(A)	30.22	18.97
(B) FINANCIAL / COMMITMENT CHARGES		
Guarantee Fees on (IBRD & JBIC) Loan	-	-
Other Expenses / Bank Charges	-	-
TOTAL(B)	-	-
TOTAL (A+B)	30.22	18.97



BHARAT COKING COAL LIMITED
NOTE TO STATEMENT OF PROFIT & LOSS FOR THE YEAR ENDED 31.03.14

NOTE - 29

PROVISIONS	₹ in Crore	
	<u>For the Year ended 31.03.14</u>	<u>For the Year ended 31.03.13</u>
(A) PROVISION MADE FOR		
Doubtful debts	145.63	261.85
Doubtful advances & Claims	0.02	-
Foreign exchange Transaction	-	-
Stores & Spares	4.39	0.52
Reclamation of Land/Mine Closure Expenses	5.73	43.93
Surveyed of Fixed Assets/Capital WIP	1.61	0.43
Others	-	-
TOTAL (A)	157.38	306.73
(B) PROVISION WRITTEN BACK		
Doubtful debts	186.62	367.27
Doubtful advances & Claims	26.79	0.04
Foreign exchange Transaction	-	-
Stores & Spares	0.34	1.56
Reclamation of Land/Mine Closure Expenses	52.08	-
Surveyed of Fixed Assets/Capital WIP	-	-
Others	-	-
TOTAL (B)	265.83	368.87
TOTAL (A-B)	(108.45)	(62.14)



BHARAT COKING COAL LIMITED
NOTE TO STATEMENT OF PROFIT & LOSS FOR THE YEAR ENDED 31.03.14

NOTE - 30

WRITE OFF	₹ in Crore	
	For the Year ended 31.03.14	For the Year ended 31.03.13
Doubtful debts	102.27	186.15
Doubtful advances	36.20	-
Others	0.01	-
TOTAL	138.48	186.15



BHARAT COKING COAL LIMITED

NOTE TO STATEMENT OF PROFIT & LOSS FOR THE YEAR ENDED 31.03.14

NOTE - 31

OTHER EXPENSES	₹ in Crore	
	For the Year ended 31.03.14	For the Year ended 31.03.13
Travelling expenses		
- Domestic	10.03	8.68
- Foreign	0.15	0.05
Training Expenses	3.87	2.64
Telephone & Postage	6.51	1.59
Advertisement & Publicity	9.95	8.15
Freight Charges	14.13	13.03
Demurrage	25.76	19.80
Donation/Subscription	0.03	0.02
Security Expenses	141.26	136.87
Service Charges of CIL	16.31	-
Hire Charges	25.73	17.67
CMPDI Expenses	8.84	11.66
Legal Expenses	1.77	1.68
Bank Charges	0.11	0.26
Guest House Expenses	0.55	0.37
Consultancy Charges	1.08	0.38
Under Loading Charges	120.32	85.04
Loss on Sale/Discard/Surveyed of Assets	0.56	0.21
Auditor's Remuneration & Expenses		
- For Audit Fees	0.13	0.13
- For Taxation Matters	0.01	0.01
- For Company Law Matters	-	-
- For Management Services	-	-
- For Other Services	0.10	0.08
- For Reimbursement of Expenses	0.13	0.14
Internal Audit Fees and Expenses	1.82	2.09
Cost Audit & Other Audit Fees & Exp.	0.08	0.04
Rehabilitation Charges	-	-
Royalty & Cess	125.00	161.84
Central Excise Duty	4.69	11.18
Rent	0.01	0.34
Rates & Taxes	6.79	3.70
Insurance	1.14	0.83
Loss on Exchange Rate Variance	-	-
Lease Rent	-	-
Rescue/Safety Expenses	1.35	1.22
Dead Rent/Surface Rent	0.56	1.06
Siding Maintenance Charges	5.13	4.33
Land/Crops Compensation	0.33	0.07
Miscellaneous Expenses	18.04	14.83
TOTAL	552.27	509.99



BHARAT COKING COAL LIMITED

NOTE TO STATEMENT OF PROFIT & LOSS FOR THE YEAR ENDED 31.03.14

NOTE -32

EXCEPTIONAL ITEMS

₹ in Crore

PRIOR PERIOD ADJUSTMENT

	<u>For the Year ended 31.03.14</u>	<u>For the Year ended 31.03.13</u>
(A) Expenditure		
Sale of Coal & Coke	-	3.29
Stock of Coal & Coke	-	-
Other Income	-	-
Consumption of Stores & Spares	-	-
Employees Remuneration & Benefits	-	-
Power & Fuel	-	-
Welfare Expenses	-	-
Repairs	2.48	-
Contractual Expenses	-	0.56
Other Expenditure	-	-
Interest and other financial charges	-	-
Depreciation	-	-
TOTAL (A)	2.48	3.85
(B) Income		
Sale of Coal & Coke	-	-
Stock of Coal & Coke	-	-
Other Income	-	-
Consumption of Stores & Spares	5.73	-
Employees Remuneration & Benefits	-	-
Power & Fuel	-	-
Welfare Expenses	-	-
Repairs	-	-
Contractual Expenses	-	-
Other Expenditure	-	-
Interest and other financial charges	-	-
Depreciation	0.25	-
TOTAL (B)	5.98	-
TOTAL (A-B)	(3.50)	3.85



BHARAT COKING COAL LIMITED
SIGNIFICANT ACCOUNTING POLICY

NOTE - 33

1.0 Accounting Convention:

Financial statements are prepared under the historical cost convention and on accrual basis of accounting and going concern concept, in accordance with the generally accepted accounting principles in India and the relevant provisions of the Companies Act, 1956 including accounting standards notified there under, except otherwise stated.

2.0 Subsidies / Grants from Government:

2.1 Subsidies / Grants on capital account are deducted from the cost of respective assets to which they relate. The unspent amount at the Balance Sheet date, if any, is shown as current liabilities.

2.2 Subsidies / Grants on revenue account are credited to Statement of Profit & Loss under the head- Other Income and the relevant expenses are debited to the respective heads. The unspent amount at the Balance Sheet date, if any, is shown as current liabilities.

2.3 Subsidies / Grants from Government received as an implementing agency

2.3.1 Grant / Funds received as Nodal/Implementing Agency are accounted for on the basis of receipts and disbursement.

3.0 Fixed Assets:

3.1 **Land:**

Value of land includes cost of acquisition and cash rehabilitation expenses and resettlement cost incurred for concerned displaced persons. Other expenditure incurred on acquisition of land viz. compensation in lieu of employment etc. are, however, treated as revenue expenditure.

3.2 **Plant & Machinery:**

Plant & Machinery includes cost and expenses incurred for erection / installation and other attributable costs of bringing those assets to working conditions for their intended use.

3.3 **Railway Siding:**

Pending commissioning, payments made to the railway authorities for construction of railway sidings are shown in Note 12 – “Long Term Loans & Advances” under Advances for Capital.



3.4 **Development:**

Expenses net of income of the projects / mines under development are booked to Development Account and grouped under Capital Work-in-Progress till the projects / mines are brought to revenue account. Except otherwise specifically stated in the project report to determine the commercial readiness of the project to yield production on a sustainable basis and completion of required development activity during the period of constructions, projects and mines under development are brought to revenue considering the following criteria:

- (a) From beginning of the financial year immediately after the year in which the project achieves physical output of 25% of rated capacity as per approved project report, or
- (b) 2 years of touching of coal, or
- (c) From the beginning of the financial year in which the value of production is more than total expenses,

- Whichever event occurs first.

4.0 **Prospecting & Boring and other Development Expenditure:**

The cost of exploration and other development expenditure incurred in one "Five year" plan period will be kept in Capital work-in-progress till the end of subsequent two "Five year" plan periods for formulation of projects, before it is written-off, except in the case of Blocks identified for sale or proposed to be sold to outside agency which will be kept in inventory till finalisation of sale.

5.0 **Investments:**

Current investments are valued at the lower of cost and fair value as at the Balance Sheet date.

Investments in mutual fund are considered as current investments.

Non-Current investments are valued at cost.

6.0 **Inventories:**

6.1 Book stock of coal / coke is considered in the accounts where the variance between book stock and measured stock is upto +/- 5% and in cases where the variance is beyond +/- 5% the measured stock is considered. Such stock are valued at net realisable value or cost whichever is lower.

6.1.1 Coal & coke fines are valued at lower of cost or net realisable value.

6.1.2 Slurry, middling of washeries and by products are valued at net realisable value.

6.2 **Stores & Spares:**



- 6.2.1 The closing stock of stores and spare parts has been considered in the accounts as per balances appearing in priced stores ledger of the Central Stores and as per physically verified stores lying at the collieries/units.
- 6.2.2 Stock of stores & spare parts at central & area stores are valued at cost calculated on the basis of weighted average method. The year-end inventory of stores & spare parts lying at collieries / sub-stores / drilling camps/ consuming centres, initially charged off, are valued at issue price of Area Stores, Cost / estimated cost. Workshop jobs including work-in-progress are valued at cost.
- 6.2.3 Stores & spare parts include loose tools.
- 6.2.4 Provisions are made at the rate of 100% for unserviceable, damaged and obsolete stores and at the rate of 50% for stores & spares not moved for 5 years.
- 6.3 Stock of stationery (other than lying at printing press), bricks, sand, medicine (except at Central Hospitals), aircraft spares and scraps are not considered in inventory.

7.0 Depreciation:

- 7.1. Depreciation on fixed assets is provided on straight line method at the rates and manner specified in Schedule XIV of the Companies Act, 1956 (as amended) except for telecommunication equipment, photocopying machine, Fax Machines, Mobile Phones, Digitally enhance cordless telephone and Computer (including printer & scanner), which are charged at higher rates on the basis of their technically estimated life, as follows :-

Telecommunication equipment	:-	15.83% p.a. and 10.55% p.a.
Photocopying machine	:-	23.75% p.a.
Fax Machine	:-	31.67% p.a.
Mobile Phone	:-	31.67% p.a.
Digitally enhance cordless telephone	:-	31.67% p.a.
Computer (including printer & scanner)	:-	31.67% p.a.

Depreciation on Earth Science Museum and high volume samplers and respiratory dust are charged @5.15% and 33.33% respectively on the basis of their technically estimated life.

Further, depreciation on certain equipments /HEMM is charged over the technically estimated life at higher rates viz. 11.88%; 13.57% and 15.83% as applicable.

Depreciation on SDL and LHD (equipments) are charged @19% p.a. and @15.83% p.a. respectively on the basis of technical estimation.

Depreciation on the assets added / disposed off during the year is provided on pro-rata basis with reference to the month of addition / disposal, except on those assets attracting 100% depreciation p.a. (SLM basis), which are fully depreciated in the year of their addition. Assets attracting 100% depreciation are taken out from the Assets after expiry of two years following the year in which these are fully depreciated.



- 7.2 Value of land acquired under Coal Bearing Area (Acquisition & Development) Act, 1957 is amortised on the basis of the balance life of the project. Value of leasehold land is amortised on the basis of lease period or balance life of the project whichever is earlier.
- 7.3 Prospecting, Boring and Development expenditure are amortised from the year when the mine is brought under revenue in 20 years or working life of the project whichever is less.

8.0 Impairment of Asset:

Impairment loss is recognised wherever the carrying amount of an asset is in excess of its recoverable amount and the same is recognized as an expense in the statement of profit and loss and carrying amount of the asset is reduced to its recoverable amount.

Reversal of impairment losses recognised in prior years is recorded when there is an indication that the impairment losses recognised for the asset no longer exist or have decreased.

9.0 Foreign Currency Transactions:

- 9.1 Balance of foreign currency transactions is translated at the rates prevailing on the Balance Sheet date and the corresponding effect is given in the respective accounts. Transactions completed during the year are adjusted on actual basis.
- 9.2 Transactions covered by cross currency swap options contracts to be settled on future dates are recognised at the rates prevailing on the Balance Sheet date, of the underlying foreign currency. Effects arising out of such contracts are taken into accounts on the date of settlement.

10.0 Retirement benefits / other employee benefits:

- a) Defined contributions plans:

The company has defined contribution plans for payment of Provident Fund and Pension Fund benefits to its employees. Such Provident Fund and Pension Fund are maintained and operated by the Coal Mines Provident Fund (CMPF) Authorities. As per the rules of these schemes, the company is required to contribute a specified percentage of pay roll cost to the CMPF Authorities to fund the benefits.

- b) Defined benefits plans:

The liability on the Balance Sheet date on account of gratuity and leave encashment is provided for on actuarial valuation basis by applying projected unit credit method. Further the company has created a Trust with respect to establishment of Funded Group Gratuity (cash accumulation) Scheme through Life Insurance Corporation of India. Contribution is made to the said fund based on the actuarial valuation.



c) Other employee benefits:

Further liability on the Balance Sheet date of certain other employee benefits viz. benefits on account of LTA/ LTC; Life Cover Scheme, Group Personal Accident Insurance Scheme, Settlement Allowance, Retired Executive Medical Benefit Scheme and compensation to dependants of deceased in mines accidents etc. are also valued on actuarial basis by applying projected unit credit method.

11.0 Recognition of Income and Expenditure:

Income and Expenditure are generally recognised on accrual basis and provision is made for all known liabilities.

11.1 Sales

- a) Revenue in respect of sales is recognised when the property in the goods with the risks and rewards of ownership are transferred to the buyer.
- b) Sale of coal are net of statutory dues and accepted deduction made by customer on account of quality of coal.
- c) The revenue recognition is done where there is reasonable certainty of collection. On the other hand, revenue recognition is postponed in case of uncertainty as assessed by management.

11.2 Dividend

Dividend income is recognised when right to receive is established.

12.0 Borrowing Costs:

Borrowing Cost directly attributable to the acquisition or construction of qualifying assets is capitalised. Other borrowing costs are recognised as expenses in the period in which they are incurred.

13.0 Taxation:

Provision of current income tax is made in accordance with the Income Tax Act., 1961. Deferred tax liabilities and assets are recognised at substantively enacted tax rates, subject to the consideration of prudence, on timing difference, being the difference between taxable income and accounting income that originate in one period and are capable of reversal in one or more subsequent period.

14.0 Provision:

A provision is recognised when an enterprise has a present obligation as a result of past event; it is probable that an outflow of resources embodying economic benefit will be required to settle the obligation, in respect of which a reliable estimate can be made. Provisions are not discounted to present value and are determined based on best estimate required to settle the obligation at the balance sheet date.



15.0 Contingent Liability:

Contingent liability is a possible obligation that arises from past events and the existence of which will be confirmed only by the occurrence or non-occurrence of one or more uncertain future events not wholly within the control of the enterprise or a present obligation that arises from past events but is not recognised because it is not probable that an outflow of resources embodying economic benefit will be required to settle the obligations or reliable estimate of the amount of the obligations can not be made.

Contingent liabilities are not provided for in the accounts and are disclosed by way of Notes.

16.0 Overburden Removal (OBR) Expenses :

In open cast mines with rated capacity of one million tonnes per annum and above, cost of OBR is charged on technically evaluated average ratio (COAL:OB) at each mine with due adjustment for advance stripping and ratio-variance account after the mines are brought to revenue. Net of balances of advance stripping and ratio variance at the Balance Sheet date is shown as cost of removal of OB under the head Non - Current Assets/ Long Term Provisions as the case may be.

The reported quantity of overburden as per record is considered in calculating the ratio for OBR accounting where the variance between reported quantity and measured quantity is within the lower of the two alternative permissible limits, as detailed hereunder:-

Annual Quantum of OBR Of the Mine	Permissible limits of variance	
	I	II
	%	Quantum (in Mill.Cu. Mtr.)
Less than 1 Mill. CUM	+/- 5%	0.03
Between 1 and 5 Mill. CUM	+/- 3%	0.20
More than 5 Mill. CUM	+/- 2%	Nil

17.0 Prior Period Adjustments and Prepaid Expenses:

Income / expenditures relating to prior period and prepaid expenses, which do not exceed ₹ 0.10 Crore in each case, are treated as income / expenditure of current year.



BHARAT COKING COAL LIMITED

ADDITIONAL NOTES ON ACCOUNTS FOR THE YEAR ENDED 31.03.2014 (Note 34)

1. BACKGROUND

BCCL is a Public Sector Undertaking engaged in mining of coal and allied activities. It occupies an important place in as much as it produces bulk of the coking coal mined in the country. BCCL meets almost 50% of the total prime coking coal requirement of the integrated steel sector. BCCL was incorporated in January, 1972 to operate coking coal mines operating in the Jharia & Raniganj Coalfields, taken over by the Govt. of India on 16th Oct, 1971 to ensure planned development of the scarce coking coal resources in the country.

2. APPLICABILITY OF ACCOUNTING STANDARDS

2.1 Change in Accounting Policies(AS-5)

During the year, based on technically useful life, depreciation rates of the following assets were revised:

Sl. No.	Assets	Existing Depn. Rate (%-age)	Revised Depn. Rate (%-age)
1.	Photocopying Machine	10.55	23.75
2.	Fax Machine	15.83	31.67
3.	Mobile Phone	15.83	31.67
4.	Digitally enhance cordless telephone	15.83	31.67
5.	Computer (including printer & scanner)	16.21	31.67

Due to the above changes in depreciation rate the profit for the year decreased by ₹0 . 31 Crore .

2.2 Revenue Recognition (AS-9)

2.2.1 House Rent receivable from the tenants of Bhuli Town Administration is accounted for on cash basis as the matter is sub-judice.

2.2.2 Refund / Adjustment together with interest thereon from Tax Authorities, if any, are accounted for on the basis of final assessment / refund.

2.3 Accounting for Government Grants (AS-12)-Note-8

BCCL receives Grants against Master Plan for dealing with fire and rehabilitation of persons dwelling in coal bearing / fire affected area of BCCL leasehold. BCCL is the implementing agency for fire projects and rehabilitation of persons dwelling in BCCL houses. Jharia Rehabilitation & Development Authority (JRDA) is the implementing agency for rehabilitation of persons dwelling in non-BCCL houses, for which BCCL acts as a nodal agency. The Grant is accounted for on the basis of receipts and disbursement/ utilization/expenditure through Grant Account. Funds received as nodal agency are advanced to JRDA and expenditure out of such advances are accounted for on the basis of utilization statement submitted by JRDA. Expenses incurred by BCCL against funds received as implementing agency are accounted for on the actual expenditure basis and the same are net off against Grant Received. Position of Grant Account as on 31.03.2014 is as under:



[₹ in Crore]

Particular	Amount
Opening balance of unutilized grant as on 01.04.2013 (including balances at different Areas amounting to ₹ 9.21 Cr.)	98.40
Grant Received during Financial Year 2013-14	229.72
Utilisation/adjustment during Financial Year 2013-14	131.23
Closing balance of unutilized grant as on 31.03.2014 (including balances at different Areas amounting to ₹ 7.56 Cr)	196.89

Out of the above unutilized grant of ₹196.89 Crore, advance to JRDA amounting to ₹152.00 Cr is appearing under the head 'Other Advances' (Note-19) as on 31.03.2014. Some very old balances of unutilized grant are being reconciled with CIL/CMPDIL/AREA/JRDA.

2.4 Employee Benefits (AS-15)- Note-5, 9, 24 & 25

2.4.1 Gratuity, Leave Encashment, HPL, LCS, Settlement Allowance, LTA/LTC, Gross Personal Accident Insurance Scheme & compensation to dependent charged to Revenue Account for the period ended 31.03.2014 are equal to the amount paid and payable to the employees retired/died etc. plus incremental/decremental liabilities, if any, for all the employees on roll as on 31.03.2014 as certified by the Actuary .

Estimated Actuarial Liability as on 31.03.2014 under the heads Gratuity, Earned Leave and Half Pay Leave have been enhanced on proportionate basis towards difference in manpower considered by Actuary and the reported manpower of BCCL as on 31.03.2014.

Incremental/Decremental Actuarial Liability charged to the Profit & Loss Account for Financial Year 2013-14 and Actuarial Liability as on 31.03.2014 (duly adjusted wherever required) in respect of the relevant heads are as under:

[₹ in Crore]

Head	Opening Actuarial Liability as on 01.04 .2013	Incremental (+) / Decremental(-) Liability	Closing Actuarial Liability as on 31. 03.2014
Gratuity	2209.81	(-) 67.72	2142.09
Earned Leave	387.47	19.86	407.33
Half Pay Leave	58.84	3.62	62.46
LTA / LTC	43.94	3.51	47.45
Life Cover Scheme	17.80	(-) 3.57	14.23
Settlement Allowance (Executive)	1.09	0.30	1.39
Settling Allowance (Non-Executive)	51.20	(-) 4.12	47.08
Gross Personal Accident Insurance Scheme	0.19	(-) 0.04	0.15
P R M B	103.88	(-) 11.39	92.49
Mines Accident Benefit	44.51	(-) 0.89	43.62
TOTAL	2918.73	(-)60.44	2858.29



2.4.2 The disclosures as required under AS 15 (Revised) 2005 in respect of Actuarial Gratuity and Leave Encashment are placed below:

A. Actuarial Valuation of Gratuity Liability

Table 1: Disclosure Item 120(c)
Table showing Changes in present value of obligations:

(₹ in Crore)

Particulars	As at 31/03/2014	As at 31/03/2013
Present Value of obligation at beginning of year	2175.37	2119.28
Acquisition Adjustment	0.00	0.00
Interest Cost	174.04	157.56
Past Service Cost	0.00	0.00
Current Service Cost	95.58	94.85
Curtailement Cost	0.00	0.00
Settlement cost	0.00	0.00
Benefits paid	255.68	299.58
Actuarial gain/loss on Obligations	(-) 108.08	103.27
Present Value of obligation at end of year	2081.24	2175.37

Table 2: Disclosure Item 120(e)
Table Showing Changes in Fair Value of Plan Assets:

(₹ in Crore)

Particulars	As at 31/03/2014	As at 31/03/2013
Fair Value of Plan Asset at beginning of year	955.86	0.00
Acquisition Adjustment	0.00	0.00
Expected Return on Plan Asset	76.47	0.00
Contributions	894.73	1252.49
Benefits Paid	255.68	299.58
Actuarial gain/loss on obligations	25.84	2.95
Fair Value of Plan Asset at end of year	1697.22	955.86

Table 3: Disclosure Item 120(f)
Table showing Funded Status

(₹ in Crore)

Particulars	As at 31/03/2014	As at 31/03/2013
Present Value of Obligation at end year	2081.24	2175.37
Fair Value of Plan Asset at end Year	1697.22	955.86
Funded status	(-) 384.02	-1219.51
Un-recognised actuarial gain/loss at end of the year	0.00	0.00
Net Asset (Liability) Recognised in Balance Sheet	(-) 384.02	-1219.51



Table 4: Disclosure Item 120(g)
Table showing Expense Recognized in Statement of Profit/Loss:

Particulars	(₹ in Crore)	
	As at 31/03/2014	As at 31/03/2013
Current Service Cost	95.58	94.85
Past Service cost	0.00	0.00
Interest Cost	174.04	157.56
Expected Return on Plan asset	76.47	0.00
Curtailement Cost	0.00	0.00
Settlement cost	0.00	0.00
Actuarial gain/loss recognised in the year	(-) 133.92	100.32
Expense Recognised in Statement of Profit/Loss	59.24	352.73

Table 7: Disclosure Item 120(i)
Table showing Actuarial Assumptions

Particulars	As at 31/03/2014	As at 31/03/2013
Mortality Table	IALM(2006-08)ULT	LICI 1994-96
Superannuation age	60	60
Early Retirement & Disablement	10 per thousand P.A. 6 above age 45 3 between 29 and 45 1 below age 29	10 per thousand P.A. 6 above age 45 3 between 29 and 45 1 below age 29
Discount Rate	8.50	8.00
Inflation Rate	6.25	6.25
Return on Asset	8.00	8.00
Remaining Working Life	12 Years	10 Years
FORMULA USED	PROJECTED UNIT CREDIT METHOD	PROJECTED UNIT CREDIT METHOD

Table 9: Disclosure Item 120(n)
Summary of last 4 Valuation Record

Financial Year	(₹ in Crore)			
	2012-13	2011-12	2010-11	2009-10
Defined benefit obligation	2209.81	2171.82	1653.52	1565.93
Plan Assets	955.86	0.00	0.00	0.00
Surplus/deficit	0.00	0.00	0.00	0.00
Experience Adjustment on Plan Assets	0.00	0.00	0.00	0.00
Experience Adjustment on Plan Liabilities	0.00	0.00	0.00	0.00

Table 10: Disclosure Item 120 (0)
Movements in the liability Recognized in Balance Sheet

Particulars	(₹ in Crore)	
	As at 31/03/2014	As at 31/03/2013
Opening Net Liability	1219.51	2119.28
Expenses as above	59.24	352.73
Contributions	894.73	1252.49
Closing Net Liability	384.02	1219.51
Closing Fund/Provision at end of year	2081.24	2175.37


A. Actuarial Valuation of Leave Encashment Benefit (EL/HPL)

Table 1 : Disclosure Item 120(c)
Table Showing Changes in Present Value of Obligations:

(₹ in Crore)

Particulars	As at 31/03/2014	As at 31/03/2013
Present Value of Obligation at Beginning of year	436.36	326.81
Acquisition Adjustment	0.00	0.00
Interest Cost	34.43	24.01
Past Service Cost	0.00	0.00
Current Service Cost	1.54	14.32
Curtailment Cost	0.00	0.00
Settlement Cost	0.00	0.00
Benefits Paid	62.52	53.19
Actuarial gain/loss on Obligations	42.41	124.41
Present Value of Obligation at end of year	452.23	436.36

Table 2: Disclosure Item 120(e)
Table Showing Changes in Fair Value of plan Assets **(Not applicable)**

Table 3: Disclosure Item 120(f)
Table showing Funded Status **(Not applicable)**.

Table 4: Disclosure Item 120(g)
Table showing Expense Recognized in Statement of Profit/Loss:

(₹ in Crore)

Particulars	As at 31/03/2014	As at 31/03/2013
Current Service Cost	1.54	14.32
Past Service cost	0.00	0.00
Interest Cost	34.43	24.02
Expected Return on Plan asset	0.00	0.00
Curtailment Cost	0.00	0.00
Settlement cost	0.00	0.00
Actuarial gain/loss recognized in the year	42.41	124.41
Expense Recognized in Statement of Profit/Loss	78.39	162.74

Table 7: Disclosure Item 120(i)
Table showing Actuarial Assumptions

Particulars	As at 31/03/2014	As at 31/03/2013
Mortality Table	IALM (2006-08)ULT	LICI 1994-96
Superannuation age	60	60
Early Retirement & Disablement	10 per thousand P.A. 6 above age 45 3 between 29 and 45 1 below age 29	10 per thousand P.A. 6 above age 45 3 between 29 and 45 1 below age 29
Discount Rate	8.50	8.00
Inflation Rate	6.25	6.25
Return on Asset	NA	NA
Remaining Working Life	12 years	10 years
Formula Used	Projected Unit Credit Method	Projected Unit Credit Method



Table 9: Disclosure Item 120(n)

Summary of last 4 Valuation Record (**Not required**)

Table 10: Disclosure Item 120 (o)

Movements in the Liability Recognized in Balance Sheet:

Particulars	(₹ in Crore)	
	As at 31/03/2014	As at 31/03/2013
Opening Net Liability	0.00	0.00
Expenses as above	78.39	162.74
Contributions	0.00	0.00
Closing Net Liability	78.39	162.74
Closing Fund/Provision at end of year	452.23	436.36

Note to Appendix B of AS-15 (Revised 2005)

As the scheme is unfunded, charges to profit /loss account has been based on following assumptions :

- (1) Previous obligation was provided for at last accounting date
- (2) Benefit to exits has been paid to debit of above provision
- (3) Current obligation will be provided for at current accounting date

2.5 Segment Reporting: (AS-17)

2.5.1 The Company is primarily engaged in a single segment business of production and sale of coal. There is no other reportable primary segment identifiable in accordance with the AS-17.

2.5.2 There is no discernible different geographical segment that requires separate reporting within BCCL since basic requirements as per AS-17 to identify various locations of mines / units as geographical segments per se do not exist.

2.6 Related Party Disclosures (AS-18)

2.6.1 In view of the exemption granted to State Controlled Enterprises as regards related party relationship with other State Controlled Enterprises, no such disclosure under AS-18 is required.

2.6.2 The following particulars are being stated regarding remuneration etc. paid to Key Management Personnel in pursuance of direction under AS-18.

Particulars	Chairman-cum- Managing Director		Other Functional Directors		Total	
	2013-14	2012-13	2013-14	2012-13	2013-14	2012-13
Period						
Gross Salary	0.26	0.22	0.85	0.80	1.11	1.02
PF & FPF Contribution	0.03	0.02	0.08	0.08	0.11	0.10
Retirement Benefits	0.00	0.00	0.10	0.00	0.10	0.00
LTC/Leave Encashment	0.00	0.02	0.00	0.03	0.00	0.05
Total	0.29	0.26	1.03	0.91	1.32	1.17



2.7 Accounting for Leases (AS-19)-Note-21

2.7.1 As per lease agreement dated 18th March 2010, lease rent @ ₹ 6.60 Crore / annum (inclusive of Taxes) is taken into account for Captive Power Plant of Western Jharia Area leased out to M/s OSD Coke (Consortium) Pvt. Ltd. The lease is valid for 20 years. Details of the said Asset under lease is given below:

[₹ in Crore]

Sl. No.	Particulars	Gross Block	Current Year Dep.	Current year Impairment	Progressive Dep. as on 31.03 .20 14	Progressive Impairment as on 31.03.2014
1	Land	0.03	0.00	0.00	0.00	0.00
2	Building Township	1.28	0.02	0.00	0.43	0.00
3	N.R. Building	7.09	0.24	0.00	6.24	0.00
4	Road/Culv. Factory Area	0.27	0.01	0.00	0.19	0.00
5	Plant & Machinery	46.46	0.00	0.00	18.89	25.25
6	Furniture & Fittings	0.03	0.00	0.00	0.02	0.00
7	Vehicle Others	0.00	0.00	0.00	0.00	0.00
8	SOH Vehicle	0.03	0.00	0.00	0.03	0.00
9	Development	37.00	0.00	0.00	12.94	24.06
	TOTAL	92.19	0.27	0.00	38.74	49.31

2.7.2 BCCL leased out Damagoria Railway Sidings to Maithon Power Limited (MPL) for which two License Deeds were made between MPL and BCCL (through CV Area) on 20.02.2014 – one for Damagoria Siding for the period from 01.03.2013 to 31.07.2013 for a total Lease Rent of ₹ 0.41 Crore and another for the 2nd Line of Damagoria Siding for the period from 01.08.2013 to 31.03.2014 for a total Lease Rent of Rs.0.64 Crore. Accordingly, Total Lease Rent of ₹1.05 Crore received during the year 2013-14 has been accounted for in the Accounts ended 31.03.2014. Details of the said Asset under lease is given below:-

[₹ in Crore]

Sl. No.	Particulars	Gross Block	Current Year Depn.	Current year Impairment	Progressive Depreciation	Progressive Impairment
1	Damagoria Railway Siding	0.11	0.00	0.00	0.10	0.00

2.8 Earnings per Share (AS-20)-Statement Of Profit & Loss

The basic earnings per share (EPS) is computed by dividing the Net Profit after Tax and preference dividend for the year ended 31st March, 2014 by number of equity shares outstanding.



Particulars	Current Year	Previous year
Profit/(Loss) after tax (₹ in Crore)	1714.35	1498.80
Less: Profit attributable to Pref. Share Holder (₹ in Crore)	126.95	2.08
Profit attributable to equity share holders (₹ in Crore)	1587.40	1496.72
No. of Equity Shares for basic and diluted EPS (Nos.)	21180000	21180000
Nominal value of Equity Shares (₹)	1000	1000
Basic & Diluted Earnings per Share (₹)	749.48	706.66

2.9 **Accounting for Taxes on Income (AS-22)-Note-9**

2.9.1 Provision for Income Tax for the Current Year amounting to ₹ 374.66 Crore (Previous Year ₹ 210.26 Crore) has been made in the Annual Accounts ended 31.03.2014 after due consideration of the provisions of Income Tax Act including benefit against investment of ₹ 900 Crore in **Group Gratuity Assurance Scheme**.

2.9.2 On consideration of prudence, Deferred Tax (Asset /Liability) has not been recognized in Accounts since there is no substantial tax effect of timing difference on account of depreciation and other relevant Provisions etc.

2.10 **Impairment Loss (AS-28)-Note-10**

The assets carried by the Company can be broadly classified into the following heads while applying impairment test:

- (a) Land
- (b) Building
- (c) Plant & Machinery & HEMM
- (d) Prospecting, Boring & Development.

No impairment loss on account of land is considered since there is always an increasing trend in the price of land and also land does not suffer any damage over a period of time. The same applies to Buildings also unless it is damaged by an act beyond the control of management. Also, Building attached to a colliery making loss does not necessarily mean that the Building has lost its value hence no impairment is considered.

In case of Plant & Machinery and HEMM there is no downward trend in price and these are movable items and can be shifted from loss making units to profit making units and vice-versa. Just because it is under the roll of a loss making unit it does not make the machines obsolete/impaired. Hence no impairment is recognized unless asset is obsolete or damaged.

Only Prospecting, Boring and Development Expenses can be prima facie considered to have impaired in continuous loss making cash generating unit provided there is no indication for its revival in near future.

Accordingly, during the Current Financial Year impairment loss of assets (Prospecting, Boring & Development Expenses) amounting to ₹ 56.57 Crore (previous year ₹6.79 Crore.) in respect of continuous loss making mines has been charged to the Statement of Profit and Loss.



2.11

2.11.1 Provisions (AS-29)

A. Long Term Provisions as on 31.03.2014 (Note No. 5, 10 & 12)

Details of movement in Long Term Provisions are as under.

[₹ in Crore]

Provisions	Opening Balance	Provision/ Addition during the Year	Paid/Adjustment/ Write back during the year	Closing Balance
For Proposed Dividend	0.00	0.00	0.00	0.00
For Corporate Dividend Tax	0.00	0.00	0.00	0.00
For Gratuity	965.54	0.00	(-) 784.72	180.82
For Leave Encashment	394.85	22.76	0.00	417.61
For Other Employee Benefits	364.87	5.48	0.00	370.35
For Income Tax	0.00	0.00	0.00	0.00
For Forex Transactions (Marked to Market)	0.00	0.00	0.00	0.00
Cost of Stowing Lag	0.00	0.00	0.00	0.00
OBR Adjustment Account	41.64	0.00	(-) 99.02	(-) 57.38
Mines Closure	101.67	0.00	(-) 46.35	55.32
Bad & Doubtful debts	0.00	0.00	0.00	0.00
Provision for Doubtful Advances & Claims	6.23	0.00	(-) 5.70	0.53
CWIP	31.81	0.00	(-) 2.49	29.32

B. Short Term Provisions as on 31.03.2014 (Note No. 9, 16, 18 & 19)

Details of movement in Short Term Provisions are as under:

[₹ in Crore]

Provisions	Opening Balance	Provision/ Addition during the Year	Paid/Adjustment/ Write back during the year	Closing Balance
For Proposed Dividend	0.00	0.00	0.00	0.00
For Corporate Dividend Tax	0.00	0.00	0.00	0.00
For Gratuity	399.59	0.00	(-) 52.89	346.70
For Leave Encashment	92.54	3.41	0.00	95.55
For Other Employee Benefits	484.72	103.71	0.00	588.43
For Income Tax	210.26	374.66	210.26	374.66
For Forex Transactions (Marked to Market)	0.00	0.00	0.00	0.00
Cost of Stowing Lag	0.00	0.00	0.00	0.00
OBR Adjustment Account	0.00	0.00	0.00	0.00
Mines Closure	0.00	0.00	0.00	0.00
Bad & Doubtful debts	562.26	145.63	186.62	521.27
Provision for Doubtful Advances & Claims	21.43	0.00	(-) 21.08	0.35
CWIP	0.00	0.00	0.00	0.00
Excise Duty on Closing Stock of Coal	65.68	0.00	(-) 9.76	55.92



- C. As per directive of CIL, Provision for Mine Closure Expenses in respect of all existing / new mines needs be made in accordance with the guidelines issued by the Ministry of Coal circulated vide letter no.55011/1/2009-CPAM dated 07.01.2013.

Accordingly, BCCL Board has approved the Mine Closure Plan (MCP) for 52 new and existing operating mines during the year 2013-14. In terms of the approved Plan, required Provision of ₹ 54.17 Crore has been made during the year 2013-14. The calculated amount of ₹ 54.17 Crore has been accepted by the Govt. Authority i.e. Coal Controller and on the basis of the acceptance 52 Child Escrow Accounts were opened in addition to the Mother Account and the whole amount has been deposited with the bank against each child account. Net excess provision of ₹ 47.50 Crore, being no longer required, has been written back during the Financial Year 2013-14. Further, Mines Closure Provision and Escrow account Balance have been enhanced by ₹ 1.15 Crore for accrued interest on Escrow Account, as per CIL Guidelines.

2.11.2 Claims not acknowledged as Debts (AS-29)

A. Contingent Liabilities

- (I) Disputed Statutory Dues & Other claims in legal dispute

[₹ in Crore]

Description	Estimated amount of Dispute	
	Current Year	Previous Year
(a) Income Tax	4.41	0.27
(b) Sales Tax	442.25	383.63
(c) Service Tax	1.42	1.49
(d) Royalty	102.28	102.36
(e) Others	278.18	294.40
(f) Suits against the Company	372.20	370.65
(g) Arbitration proceedings	176.46	157.28

Various Certificate Cases are pending before Certificate Officer in District Mining Officer's (D.M.O's) Office in respect of Royalty on shortage of Stock of Coal at Areas. Hon'ble Supreme Court has directed the D.M.O's to quantify the demand for Royalty payable after determining shortages arising from inflation, pilferage, over reporting of production of Coal etc.

In view of above direction of the Hon'ble Supreme Court the amount involved as per Certificate Case is yet to be revised/confirmed by the D.M.O. Hence the same has not been provided in the Accounts but has been considered as contingent liabilities as shown above.

- (II) Claim in respect of erstwhile Kustore Area

Contingent Liability of P B area related to erstwhile Kustore Area amounting to ₹24.44 Cr. has been withdrawn in terms of decision of FDs in its meeting dated 07.05.2014 as mentioned below:

Quote

"FDs after detailed deliberation accepted the recommendation of the Committee 'Quote: ...bills related to contingent liability are not payable' Unquote."

Unquote



(III) Bank Guarantee

[₹ in Crore]

Description	Amount	
	Current Year	Previous Year
Issued by the Company	0.35	19.34

(IV) Letter of Credit

[₹ in Crore]

Description	Amount	
	Current Year	Previous Year
Opened by the Company	87.03	0.19

A. Commitment

(I) Capital Commitments

[₹ in Crore]

Description	Amount	
	Current Year	Previous Year
Estimated amount of contract remaining to be executed on capital account and not provided for.	117.57	202.88

(II) Other Commitments

[₹ in Crore]

Description	Amount	
	Current Year	Previous Year
Estimated amount of contract remaining to be executed on Revenue account and not provided for.	3841.45	2256.81

2.11.3 Contingent Assets (AS 29)

Bank Guarantees amounting to ₹ 287.86 Crore and Letter of Credit amounting to ₹ 80.00 Crore, on fund base security, have been obtained by the Company from suppliers/contractors/Customers as security and have not been accounted for.



1. STATUTORY INFORMATION

3.1.1 Details of Opening Stock, Production, Offtake & Closing Stock –Note-15

[Qty. in Lakh Tonne & value in ₹ Crore]

Particulars	Raw Coal				Washed/Deshaled Coal				Other Products		Total of all Products	
	Coking		Non-Coking		Coking		Non-Coking		Qty	Value	Qty	Value
	Qty	Value	Qty	Value	Qty	Value	Qty	Value				
Opening Stock (Audited)	51.10	449.54	16.72	122.38	1.17	51.94	0.20	2.26	62.34	557.63	131.53	1183.75
Less: Non-vendable Coal	9.78	0.00	5.96	0.00	0.00	0.00	0.00	0.00	0.00	0.00	15.74	0.00
Opening Vendable Stock (Audited)	41.32	449.54	10.76	122.38	1.17	51.94	0.20	2.26	62.34	557.63	115.79	1183.75
Adjusted Opening Stock (Vendable)	41.32	449.54	10.76	122.38	1.17	51.94	0.20	2.26	62.34	557.63	115.79	1183.75
Production	301.31	7338.16	24.83	673.52	9.53	534.50	0.00	0.00	15.83	367.28	351.50	8913.46
Offtake:												
(A) Outside Dispatch	291.45	6729.28	26.11	659.55	9.77	548.33	0.00	0.00	14.95	350.83	342.28	8287.99
(B) Coal feed to Washeries	23.74	737.24	0.00	0.00	0.00	0.00	0.00	0.00	0.00	0.00	23.74	737.24
(C) Own Consumption	0.65	20.95	0.05	1.73	0.00	0.00	0.00	0.00	1.64	0.46	2.34	23.14
Total: Offtake	315.84	7487.47	26.16	661.28	9.77	548.33	0.00	0.00	16.59	351.29	368.36	9048.37
Closing Stock	26.79	300.23	9.43	134.62	0.93	38.11	0.20	2.26	61.58	573.62	98.93	1048.84
Less: Shortage() /Surplus	0.00	0.00	0.00	0.00	0.00	0.00	0.00	0.00	0.00	0.02	0.00	0.02
Closing Vendable Stock	26.79	300.23	9.43	134.62	0.93	38.11	0.20	2.26	61.58	573.64	98.93	1048.86

3.1.2 Inventories do not include 0.91 lac tonne (approx.) of Slurry in respect of Barora Washery (0.37 LT) and Dugda Washery (0.54 LT). Measurement of actual quantity and assessment of quality thereof is pending since long as the inventory is not in the possession of BCCL but lying at adjoining private land. However, as per the order of Hon'ble Jharkhand High Court, BCCL has so far sold 0.047 LT slurry of Barora Washery for a total value of ₹1.51 Crore and the same has been duly considered in the Accounts of respective periods (2012-13 & 2013-14).

3.2.1 Directors' Remuneration

[₹ in Crore]

Particulars	Current Year (31.03 .201 4)	Previous year (31.03.2013)
Salary	1.10	1.02
Gratuity	0.10	0.00
Provident Fund and Family Pension Fund Contribution	0.11	0.10
Sitting Fee (Part time Director)	0.12	0.08

It, however does not include perquisites like medical reimbursements and free medical facilities provided in the company Hospital(s), etc.



3.2.2 Particulars of Advance Paid to Directors

[₹ in Crore]

Particulars	Current Year (31.03 .201 4)	Previous year (31.03.2013)
A. Amount due from Directors	0.00	0.00
B. Maximum amount of Advance due from Directors at any time during the period.	0.03	0.05

3.2.3 Subscription to Club for Directors

[₹ in Crore]

Particulars	Current Year (31.03 .201 4)	Previous year (31.03.2013)
Subscription to Club	0.00*	0.01

Note: * Rs 44000/- only

3.3 Value of Imports Calculated on CIF Basis

[₹ in Crore]

Particulars	Current Year (31.03 .201 4)	Previous year (31.03.2013)
Stores and Spare Parts	0.14	1.49
Capital Goods	119.60	2.65

3.4. Expenditure in Foreign Currencies

[₹ in Crore]

Particulars	Current Year (31.03 .201 4)	Previous year (31.03.2013)
Travelling	0.07	0.00
Stores	1.12	3.39
Consultancy & Others	0.00	0.00
Advance to supplier	0.00	0.00

3.5 Value of Raw Materials and Spares Consumed

[₹ in Crore]

Particulars	Current Year (31.03 .201 4)	Previous year (31.03.2013)
1. Raw Coal consumed in Washeries:		
Imported	0.00	0.00
Indigenous	737.24	953.59
2. Stores & Spares:		
Imported	0.00	0.00
Indigenous	564.08	497.66



4. STATEMENT OF PROFIT AND LOSS

4.1 Apex Charges: The Board of Coal India Limited in its 283rd meeting held on 18th May, 2012[vide Item No. 283:4(F)] had granted relief to BCCL by way of waiver of Apex Charges till BCCL had not come out of BIFR.

The net worth of BCCL as on 31.03.2013 became positive and accordingly, the Board for Industrial and Financial Reconstruction Bench (Monitoring-II) discharged the Company from the purview of SICA/BIFR.

In view of the above, applicable Apex Charges for the period from April, 2013 to March, 2014 amounting to ₹ 16.31 Cr. has now been debited by CIL through CIL Current Account.

4.2 BCCL Board in its 303rd Meeting dated 04.01.2014 and 304th Meeting dated 03.02.2014 , on recommendation of the Audit Committee, approved Write Back of Old/ Unlinked balances of Liabilities (Note 21) and Provision against Doubtful Debts & Doubtful Advances (Note 29) as well as Write off of Doubtful Debts & Doubtful Advances etc. (Note 30) as shown below:

[₹ in Crore]			
Sl. No.	Particulars	Note No.	Break up of amount Written Back / Written Off
1	Liabilities including Trade payable Written Back	21	115.24
2	(i) Write Off (Doubtful Debts)	30	22.47
	(ii) Write Off (Doubtful Adv.)	30	36.20
3	(i) Related Provision(Doubtful Debts Written Back	29	22.26
	(ii) Related Provision(Doubtful Adv.) Written Back	29	26.75
Net positive impact on Profitability(1-2+3)			105.58

The above write back / write off was given effect in Accounts for the period ending 31.12.2013. Subsequently, out of the above written back Liabilities, an amount of ₹ **0.27** Crore has been refunded to the Parties against their claim . As a result, the net impact on Profitability now stands as ₹105.31 Crore .

4.3 Out of Liabilities appearing in the books of Accounts of PB Area related to erstwhile Kustore Area, Liability amounting to ₹5.03 Cr. has been written back in terms of decision of FDs in its meeting dated 07.05.2014 as mentioned below:

Quote

"FDs after detailed deliberation accepted the recommendation of the Committee 'Quote: ...bills related to discrepancies / irregularities observed by the committee, the said pay orders / bills are not payable' Unquote."

Unquote



4.4 Rest of the 'Liabilities' of erstwhile Kustore Area, appearing in the audited accounts of PB Area, are under examination/investigation as well as similar 'Advances, Deposits & Claims etc.' are also under verification /scrutiny. Based on the outcome of the examination / investigation / verification / scrutiny, ' Liabilities' will be liable to be written back or paid and similarly Advances etc. will be liable to be adjusted or written off or covered through provision. Once the outcome of the aforesaid examination / investigation / verification / scrutiny is known, it will be suitably considered in the Accounts.

4.5 BCCL came out of BIFR in March 2013. CIL Board vide its decision in 301st Meeting dated 13th Nov' 2013 has made the CIL **Fund Loan** interest free upto March, 2013. Accordingly, accrued CIL Fund Loan Interest upto 31.03.2013 amounting to ₹396.64 Crore has been written back during the Current Year.

5. MISCELLANEOUS

5.1 Group Gratuity Assurance Scheme

Company has considered for adopting Employees Group Gratuity Assurance Scheme with LIC of India for its employees and for which a MOU has already been entered into with LIC. To manage the aforesaid Scheme an Employees Group Gratuity Trust has been formed by entering into a Trust Deed with the Trustees. Balance with LIC under the said Scheme as on 31.03.2014 is as follows:

[₹ in Crore]	
Particulars	Amount
Opening Balance as on 01.04.2013	955.86
Add: Investment during Financial Year 2013-14	900.00
Add: Interest earned during Financial Year 2013-14	99.29
Less: Net Premium charged by LIC for the Financial Year 2013-14	5.27
Less: Gratuity Fund released by LIC during Financial Year 2013-14	252.66
Balance as on 31.03.2014	1697.22

5.2 Ex Owner Account

Present balance in Ex Owner Account amounting to ₹ 1.84 Cr. (against the previous year balance of ₹ 1.85 Cr.), relates to claim against pre-nationalisation private owners. The claim is sub-judice.

5.3 Disputed Receivable / Payable a/c DLF

There are **Receivables** from DLF against cost of supply of (i) rejects and (ii) startup/back up / emergency power by Madhuban Coal Washery (MCW) to DLF. Also there is Energy Cost **Payable** to DLF for Energy received by MCW from Captive Power Plant (CPP) installed by DLF. The interest receivable/payable at this stage has not been accounted for as the matter is subjudice (one case at Dhanbad Court and another at Appellate Tribunal for Electricity, New Delhi) on account of disputes over price/quality of rejects vis-à-vis below guaranteed performance of CPP. However, the net interest (simple) payable to DLF @ 18% p.a comes to ₹19.80 Crore upto 31.03.2014.



6 GENERAL

- 6.1 Use of Estimate:** In preparing the financial statement in conformity with generally accepted accounting principles in India, management is required to make estimates and assumptions that affect the reported amount of assets

and liabilities and the disclosure of contingent liability as at the date of financial statements and amount of revenue expenses during the reported period. Actual results could differ from those estimates. Difference between the actual amount and estimate, if any, is recognized in the period in which the results are known / materialized / determined.

- 6.2** Additional liabilities, if any, for Sales Tax, Service Tax, Royalty, Cess, Central Excise Duty, interest on delayed payment of TDS and other statutory taxes etc. are accounted for as and when assessment is completed in all respects and Appeal Cases, if any, are finally disposed off.
- 6.3** The Company does not charge or pay any 'Sales Tax' for store/equipment transferred to/from other Subsidiaries of CIL, if any, as per legal opinion obtained.
- 6.4** Accounts of Project & Planning, Civil Eng. Department & Washery Construction Division stands merged with Pay Office from Quarter Ending June, 2013 as per administrative order of the Competent Authority.
- 6.5** The Company has not received any memorandum as required to be filled by the Micro, Small & Medium Enterprises with the Notified Authorities claiming their status as 'Micro, Small or Medium Enterprise' under the Micro, Small & Medium Enterprises Development Act, 2006. Hence 'no provisions of interest on delayed payment, if any, to Micro, Small or Medium Enterprise under the said Act' has been considered in the Accounts.
- 6.6** Certain Additional Notes on the subjects as indicated below appear along with the relevant Notes as indicated against each:

Subject	Note No.
1. Statutory Dues: Sales Tax/VAT & Bazaar Fee	Note-8
2. Fixed Assets& Capital WIP.	Note-10
3. Inventories	Note-15
4. Cash & Bank Balances: Fixed Deposits with Bank	Note-17
5. Loans & Advances : Statutory Dues	Note-18
6. Other Current Assets: Advance to BSEB	Note-19
7. Revenue from Operations: Sales & Quality Deduction Adjustment	Note-20
8. Welfare Expenses: CSR Expenses	Note-25

- 6.7** Reconciliations of balances with **Trade Receivable** are made on regular basis. Letters are issued to all the Parties a/c Trade Payable, Advances to Parties etc for 'Balance confirmation' but certificates from parties have been received in a few cases only.



- 6.8** Previous Year's figures are 'reorganized' and 'regrouped' wherever necessary to correspond with the current year's figures.
- 6.9** Reconciliation of Subsidiary Ledger with General Ledger in respect of majority of Liabilities and Advances & Deposits etc. has been completed by the Areas/Units of BCCL and impact of differences has been duly considered in the Accounts of 2013-14. However, in few Areas (viz. Katras & Sijua), such reconciliation in respect of security deposits and earnest money could not be completed during the current financial year. After completion of reconciliation, impact of differences if observed will be duly accounted for in the next financial year.
- 6.10** Reconciliation/adjustment of difference between Stores Ledger & Bin card in respect of few Areas (viz. Eastern Jharia and Washery Division) could not be completed during the current financial year. After completion of reconciliation impact of the differences if observed will be duly accounted for in the next financial year.
- 6.11** Accounting Policy (Note-33) and this Additional Notes on Accounts (Note-34) both form Integral Part of Accounts along with Note 1 to 32.

(B.K. Parui)
(Company Secretary)

(A. K. Gangopadhyay)
GM (Finance) I/C

(Amitava Saha)
Director (Finance)

(T K Lahiry)
Chairman-Cum-Managing Director

Place: Dhanbad
Date: 24.05.2014



Form No. MGT – 9
EXTRACT OF ANNUAL RETURN
as on the financial year ended on 31.03.2014

[Pursuant to section 92(3) of the Companies Act, 2013 and rule 12(1) of the Companies (Management and Administration) Rules, 2014]

I. REGISTRATION AND OTHER DETAILS:

i)	CIN	∴	U10101JH1972GOI000918
ii)	Registration Date	∴	01.01.1972
iii)	Name of the Company	∴	Bharat Coking Coal Limited
iv)	Category/ Sub-Category of the Company	∴	
v)	Address of the Registered office and contact details	∴	Koyla Bhawan, Koyla Nagar ,Dhanbad (Jharkhand)-826005
vi)	Whether listed company Yes/No	∴	No
vii)	Name, Address and Contact details of Registrar and Transfer Agent, if any	∴	ROC Ranchi (Jharkhand)

II. PRINCIPLE BUSINESS ACTIVITIES OF THE COMPANY

All the business activities contributing 10% or more of the total turnover of the company shall be stated:-

Sl.No	Name and Description of main products/ services	NIC Code of the Product / Services	% to total turnover of the company
1	Production and Sale of Coal & Allied Products	100.00	100
2			
3			

III. PARTICULARS OF HOLDING, SUBSIDIARY AND ASSOCIATE COMPANIES

Sl.No	Name and Address of the Company	CIN/GLN	Holding/ Subsidiary/ Associate	% of shares held	Applicable Section
1	Coal India Limited 10, N.S. Road, Kolkata-700001	CIN- L23109WB1973GOI028844	Holding	100	2(46)
2					

IV. SHARE HOLDING PATTERN (EQUITY SHARE CAPITAL BREAKUP AS PERCENTAGE OF TOTAL EQUITY)

(i) Category-wise Share Holding

Category of Shareholders	No. of Shares held at the beginning of the year				No. of Shares held at the end of the year				%Change during the year
	Demat	Physical	Total	% of Total Shares	Demat	Physical	Total	% Total Shares	
A. Promoters									
(1). Indian									
g) Individual/									



HUF									
h) Central Govt	-	21180000	21180000	100		21180000	21180000	100	-
i) State Govt (s)									
j) Bodies Corp.	-								
k) Banks/ FI									
l) Any other									
Sub-total (A) (1):-	-	21180000	21180000	100		21180000	21180000	100	-
2. Foreign									
a) NRIs- Individual									
b) Other – Individual									
c) Bodies Corp.									
d) Banks/ FI									
e) Any Others....									
Sub-total (A) (2)									
Total Shareholding of Promoter (A) = (A)(1)+(A)(2)	-	21180000	21180000	100		21180000	21180000	100	-
B. Public Shareholding									
1. Institutions									
a) Mutual Funds									
b) Banks/FI									
c) Central Govt									
d) State Govt(s)									
e) Venture Capital Funds									
f) Insurance Companies									
g) FIIs									
h) Foreign Venture Capital Funds									
i) Other (specify)									
Sub- total (B) (1):-									
2. Non-Institutions									
a) Bodies Corp.									
i) Indian									
ii) Overseas									



b) Individuals									
i) Individual shareholders holding nominal share capital upto ₹ 1 lakh									
ii) Individual shareholders holding nominal share capital in excess of ₹ 1 lakh									
c) Other (specify)									
Sub-total (B) (2) :-									
Total public Shareholding (B) = (B)(1) + (B)(2)									
C. Shares held by Custodian for GDRs & ADRs									
Grand Total (A+B+C)									

(ii) Shareholding of Promoters

Sl.No	Shareholder's Name	Shareholding at the beginning of the year			Share holding at the end of the year			% change in shareholding during the year
		No. of Shares	% of total Shares of the company	% of Shares Pledged/encumbered to total shares	No. of Shares	% of total Shares of the company	% of Shares Pledged/encumbered to total shares	
1								
2								
3								
	Total							

(iii) Change in Promoter's Shareholding (Please specify, if there is no change)

Sl.No		Shareholding at the beginning of the year		Cumulative Shareholding during the year	
		No. of Shares	% of total shares of the company	No. of shares	% of total shares of the company
	At the beginning of the year				



	Date wise Increase/Decrease in Promoters Share holding during the year specifying the reasons for increase / decrease (e.g. allotment/ transfer/ bonus / sweat equity etc):				
	At the End of the year				

(iv) Shareholding Pattern of top ten Shareholders (other than Directors, Promoters and Holders of GDRs and ADRs):

Sl.No		Shareholding at the beginning of the year		Cumulative Shareholding during the year	
		No. of Shares	% of total shares of the company	No. of shares	% of total shares of the company
	For Each of the Top 10 Shareholders				
	At the beginning of the year				
	Date wise Increase / Decrease in Share holding during the year specifying the reasons for increase/ decrease (e.g. allotment / transfer/ bonus/ sweat equity etc):				
	At the End of the year (or on the date of separation, if separated during the year)				

(v) Shareholding of Directors and Key Managerial Personnel:

Sl. No		Shareholding at the beginning of the year		Cumulative Shareholding	
		No. of shares	% of total shares of the company	No. of shares	% of total shares of the company
	For each of the Directors and KMP				
	At the beginning of the year				
	Date wise Increase / Decrease in Share holding during the year specifying the reasons for increase/ decrease (e.g. allotment / transfer/ bonus/ sweat equity etc):				
	At the end of the year				

**(v) Indebtedness**

Indebtedness of the Company including interest outstanding / accrued but not due for payment

	Secured Loans excluding deposits	Unsecured Loans	Deposits	Total Indebtedness
Indebtedness at the beginning of the financial year				
i) Principle Amount		1098700000		1098700000
ii) Interest due but not paid		-		-
iii) Interest accrued but not due		-		-
Total (i+ii+iii)		1098700000		1098700000
Change in Indebtedness during the financial year				
● Addition				
● Reduction		5889100000		5889100000
Net Change				
Indebtedness at the end of the financial year				
i) Principal Amount		5097900000		5097900000
ii) Interest due but not paid		-		-
iii) Interest accrued but not due		-		-
Total (i+ii+iii)		5097900000		5097900000

(vi) Remuneration of Directors and Key Managerial Personnel**A. Remuneration to Managing Director, Whole-time Directors and / or Manager:**

Sl. No	Particulars of Remuneration	Name of MD/WTD/Manager				Total Amount
		Shri D.C. Jha	Shri Amitava Saha	Shri A. Sarkar	Shri B.K. Panda	
1.	Gross Salary					
	(a) Salary as per provisions contained in section 17 (1) of the Income – tax Act, 1961	1691149	1919128	2003874	256750	5870901
	(b) Value of perquisites u/s 17(2) Income – tax Act, 1961	350862	344726	350862	50050	1096500
	(c) Profits in lieu of salary under section 17 (3) Income – tax Act, 1961					
2.	Stock Option					
3.	Sweat Equity					
4.	Commission					
	- As % of profit					
	- Others, specify....					



5.	Others, please specify						
	Total (A)	2042012	2263854	2354736	306800		6967402
	Ceiling as per the Act						

B. Remuneration to other Directors:

SL. No	Particulars of Remuneration	Name of Directors					Total Amount
		Shri Paul Joseph	Shri B.B. Biswal	Shri B. Ramesh Kumar	Shri S.B. Ghosh Dastidar	Shri P.R. Mandal	
	3. Independent Directors						
	<input type="checkbox"/> Fee for attending board committee meetings	213384	191012	258428	213484	146068	1022376
	<input type="checkbox"/> Commission	-	-	-	-	-	-
	<input type="checkbox"/> Others, please specify	-	-	-	-	-	-
	Total (1)	213384	191012	258428	213484	146068	1022376
	4. Other Non – Executive Directors						
	<input type="checkbox"/> Fees for attending board committee meetings						
	<input type="checkbox"/> Commission						
	<input type="checkbox"/> Others, please specify						
	Total (2)						
	(B) = (1+2)	213384	191012	258428	213484	146068	1022376
	Total Managerial Remuneration						
	Overall Ceiling as per the Act						

C. Remuneration to key managerial personnel other than MD/ Manager/ WTD

Sl.No	Particulars of Remuneration	Key Managerial Personnel			
		CEO	Company Secretary	CFO	Total
1.	Gross Salary				
	(a) Salary as per provisions contained in section 17 (1) of the Income – tax Act, 1961	2184803	1370185		
	(b) Value of perquisites u/s 17 (2) Income – tax Act, 1961	388513	280977		
	(c) Profits in lieu of salary under Section 17 (3) Income – tax Act, 1961				
2.	Stock Option				
3.	Sweat Equity				
4.	Commission				
	- As % Profit				
	- Others specify				
	Total	2573316	1651162		

(viii). *Penalties / Punishment / Compounding of offences:*

Type	Section of the Companies Act	Brief Description	Details of Penalty / Punishment/ Compounding fees imposes	Authority [RD / NCLT / COURT}	Appeal made, if any (give details)
A. COMPANY					
Penalty					
Punishment					
Compounding					
B. Directors					
Penalty					
Punishment					
Compounding					
C. Other Officers in Default					
Penalty					
Punishment					
Compounding					



Particulars of the Employees under Section 217 (2A) of the Companies Act, 1956 for the year 2013-14

Sl. No	Name	Designation	Qualification	Experience in year	Commence employment in Co.	Salary	Other Benefits	Post in previous employments	Nature of Employments
NIL									